



Get Started in the Laurel Springs School Portal

The way you log in to the LMS to access your courses or your observer account is changing!


We are excited to invite you to the Laurel Springs School Portal, which will now become your login hub to access the LMS!

Log in to the Portal at: laurelsprings.geniussis.com/PublicWelcome.aspx

★ *Bookmark this page for easy access!*




- Your **username** is the same as the username you use to log in to the LMS.
- You will need to create a password to log into the Portal. **Please follow these five steps:**
 1. Click on the **Forgot Password?** link.

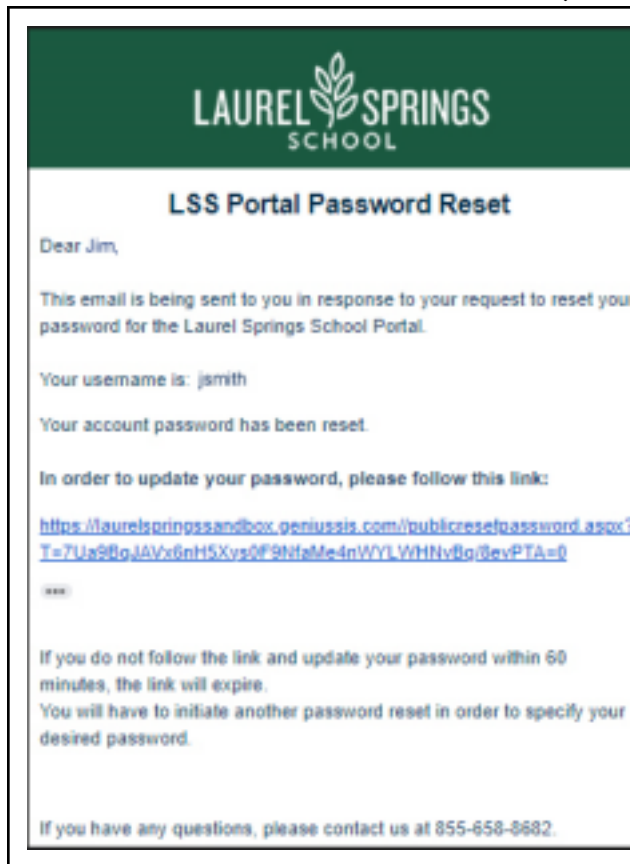


2. Then enter your **username** and your **email address**, and click the **Submit** button.

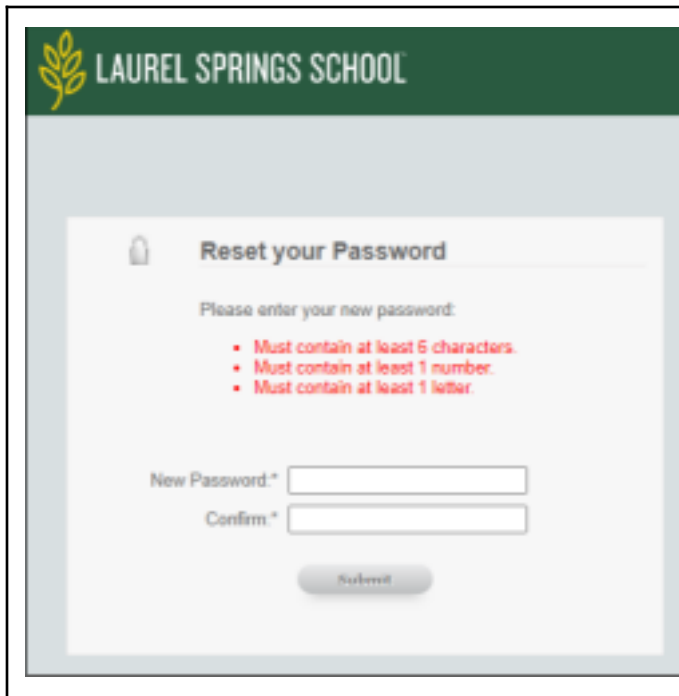
For email address, you must use the email address that you received these directions at as this is the email address that we have on file for you.



3. You'll receive an email sent to that address, with a link to reset your password.



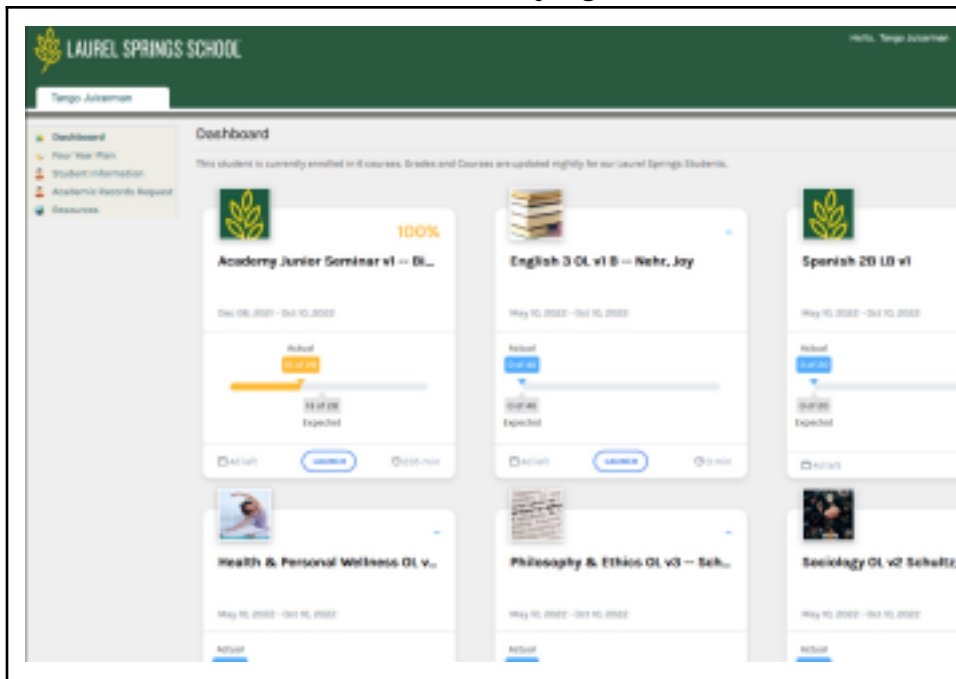
4. Click on the link to go to the secure password reset page. Enter your new password twice, and then click the **Submit** button.



The screenshot shows the Laurel Springs School logo at the top left. Below it, the heading "Reset your Password" is displayed with a lock icon. The instruction "Please enter your new password:" is followed by three red bullet points: "Must contain at least 6 characters.", "Must contain at least 1 number.", and "Must contain at least 1 letter." Below these are two input fields labeled "New Password: *" and "Confirm: *". A "Submit" button is at the bottom.

5. After you click *Submit*, you'll be automatically signed in to the Portal. Carefully read the welcome message to help you navigate around the Portal.

Via the Dashboard menu option, you'll see your courses displayed. Click the **“Launch”** button on a course card to automatically sign in to the LMS in a new tab!



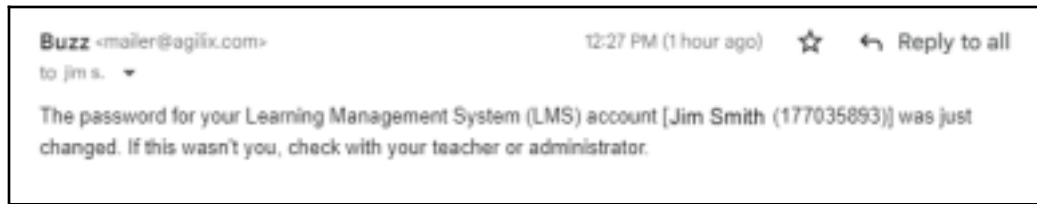
The screenshot shows the Laurel Springs School dashboard for a student named Tango Juarezman. The dashboard displays a list of courses with their progress bars and "Launch" buttons. The courses shown are:

- Academy Junior Seminar v1 -- BL... (100% progress)
- English 3 OL v1 B -- Niehr, Joy
- Spanish 2B LB v1
- Health & Personal Wellness OL v...
- Philosophy & Ethics OL v3 -- Sch...
- Sociology OL v2 Schellz...

Important notes:

- When your password is reset, you will receive an automatic email from the LMS

notifying you that your password has been updated. You can disregard this email notification.



- If you have any trouble logging in, please contact our Student Services team at StudentServices@LaurelSprings.com or call **855-658-8682**. We can help you reset your password or update your email address as needed.