

Progress update 04/02

-

Progress update 03/02

- Missing division and estate address lookup. **Mark Atsone DEPLOYED**
- Add the water authority to the project view page. **Mark Atsone DEPLOYED**
- core milestone project status issue **Jayrex WT DEPLOYED**
- **FTS Ordering to Production Villar David DEPLOYED**

Progress update 02/02

- # 113 Water authority
 - Ordering **DEPLOYED Mark Atsone**
 - Platform **DEPLOYED Mark Atsone**
 - both in staging and preprod

Progress update 30/01

- Release plan - Ordering platform Villar David
- FTS Order Preprod - Villar David **DEPLOYED**
 - <https://preprod.ftsonline.com.au/>
 - <http://preprod-ordering.ftsonline.com.au/>

Progress update 29/01

- **FTS Team** Added new feedback 109-118
 - # 109 **Mark Atsone DEPLOYED**
 - # 110 **Mark Atsone**
 - Route current orders group link to project view **DEPLOYED**
 - *Can you please confirm whether the statement "no order should be shown unless submitted" means that pending orders should be excluded from the orders list? **TO CONFIRM***

- To clarify, Pending represents a draft state only: Pending – The order exists but has not yet been submitted by the client (draft / unprocessed). **Mark Atsone**
- # 111 **Mark Atsone** **DEPLOYED**
- # 112 **Mark Atsone** **DEPLOYED**
 - **The remaining task is to make the existing Multiple RFIs Ready for Review isInternal**
- # 113 **Water authority**
 - setup api source **Jayrex WT** **DEPLOYED**
 - Implement this in the Ordering Platform. **Mark Atsone** TO DO
- # 116 **Mark Atsone** **DEPLOYED**
- # 117 **TO BE DISCUSSED, NO ACTION REQUIRED?**
- # 118 **Mark Atsone** **DEPLOYED**
- **FOR VERSION 2**
 - # 114 - 115

Progress update 28/01

- **FTS Team Demo - Metricon ABC Homes**
- **FTS Team Update** [w](#) **All Customers 19_1_26 MB v1.docx**
- **Dev Team Import Company/Division Services**

Progress update 27/01

- **#108 Customer Project Notes - from Order created.** by matthewb@ftsonline.com.au
 - *The 'Order' should take precedent in the toggle drop subject here...not the test note that I added.*
 - assigned to **Mark Atsone** **TO BE DEPLOYED 28/01**

Progress update 23/01

- **Discussion with Gio, Villar, Jayrex**
 - Added new feedback 103-106

- 103 -The core milestone is to remain as FTS Assessment. by giovannia@ftsonline.com.au **NO ACTION REQUIRED**
- 104 Mark Atsone **DEPLOYED**
 - *Hide status badge on core milestone orders*
- 105 Mark Atsone **BUG - FIXED, DEPLOYED**
 - *Removed the core-milestone-only guard for single order fetches so GET /v3/api/ordering/project-orders/{id} no longer throws "Order not found" just because the order is marked core-milestone-only.* Mark Atsone
- 106 Mark Atsone **DEPLOYED**
 - *Show the Generate Sale Check only for received orders*
- 107 In order tabs, please remove the ability to delete/cancel orders from the ordering platform Mark Atsone **DEPLOYED**
-
-
- 100 **FIXED, DEPLOYED** Jayrex WT

Progress update 22/01

- **FTS Team** to confirm the flow (Ordering Platform)
- Matt added 3 additional customers - [w All Customers 19_1_26 MB v1.docx](#)
 - Royston Homes
 - Marque
 - Shape Homes
- **# 96 Mark Atsone DEPLOYED**
- **# 97 Mark Atsone DEPLOYED**
- **# 63 Jayrex WT Sale Check - DEPLOYED**
 - *To successfully generate the Sale Check PDF, the FTS Admin must first draft the STS Checklist Form in the admin panel (Edit Project → Sales Checklist tab).*
 - *If the checklist has not been drafted, a pop-up dialogue will appear displaying the same error message.*
- FTS Team added new feedback 98-102

- # 98 Mark Atsone **DEPLOYED**
- # 99 Mark Atsone **DEPLOYED**
- # 100 -
- # 101 Mark Atsone **DEPLOYED**
- # 102 Mark Atsone **DEPLOYED**

-

Progress update 21/01

- **FTS Team** to confirm the flow
- **Dev Team** to Apply Metricon company service configuration to all Metricon divisions
 - <https://docs.google.com/document/d/1Fzgpzso6y9-CPnloMt42BMGfJ0QXUCML/edit> Mark Atsone **COMPLETED**
- FTS Team added new feedback 96-97

Progress update 20/01

- MAP issue **DEPLOYED - INITIAL FIX - TESTING** Mark Atsone
 - <https://ordering.ftsonline.com.au/project/5023/confirm-address>
 - <https://mapshare.vic.gov.au/mapsharevic/>
- Please confirm if there are any requested changes to the notifications associated with Core Milestones. giovannia@ftsonline.com.au
matthewb@ftsonline.com.au

Progress update 19/01

- Notification update **DEPLOYED** Jayrex WT
- 63, 93 **DEPLOYED** Jayrex WT
- **FTS Team** to Confirm all changes
- Division Access - **DEPLOYED** Jayrex WT
- Core Milestone - **DISCUSSED**
 - Core Milestone Tab **DEPLOYED** Mark Atsone
 - Core Milestone Only **DEPLOYED** Mark Atsone

- Ordering/priority of core services **DEPLOYED** Mark Atsone
- FTS portal - If checked, Core Milestone shows the core milestone settings, **DEPLOYED** Mark Atsone
 - Core Milestone Only
 - Hide Service Title in Project Status (Ordering Platform)
- Notification Related to Milestone **TO BE DISCUSSED / TO BE CONFIRMED** by FTS Team giovannia@ftsonline.com.au matthewb@ftsonline.com.au
- MAP issue **TO BE DEPLOYED - INITIAL FIX - INTERNAL TESTING** Mark Atsone
 - <https://mapshare.vic.gov.au/mapsharevic/>

Progress update 16/01

- FTS Team added new feedback 92-24
 - #92 **NO ACTION REQUIRED** confirmed by giovannia@ftsonline.com.au - Mark Atsone
 - #93 related to #63 - **IN PROGRESS** assigned Jayrex WT - deployed
 - #94 **DEPLOYED** Mark Atsone
- #63 **IN PROGRESS** Jayrex WT
- Notification update **TESTING PHASE** Jayrex WT
- #95 Map unavailable issue **DEPLOYED - INITIAL FIX APPLIED** Mark Atsone
- #83 - request changes - HideProjectStatusOrderName **DEPLOYED** Mark Atsone

Progress update 15/01

- 87, 88, 89, 90, 91 **DEPLOYED**
- Discussion with MB, LG, Gio, Villar, Jayrex
 - Notification
- #63 request changes - assigned to Jayrex WT
- # 91 request changes (Division on create new project form) **DEPLOYED** Jayrex WT
- Notification task - assigned Jayrex WT

Progress update 14/01

- FTS Team added new feedback 87-91
- Dev Team to action today's feedback
 - 87, 88, 89, 90, 91 **TO BE DEPLOYED**

Progress update 13/01

- The dev team's proposed plan for #83 has been confirmed by giovannia@ftsonline.com.au
- 83 **DEPLOYED TO BE DISCUSSED** Jayrex WT Mark Atsone
 - Initial Implementation of the Core Milestone Jayrex WT
 - Set up core milestones on Service, CompanyService, and UserGroupService, and allow them to sync. **DEPLOYED**
Mark Atsone
- LGA **DEPLOYED TO BE DISCUSSED** Mark Atsone
- 80, 81 **DEPLOYED** Jayrex WT

Progress update 12/01

- FTS Team added new feedback 80-86
- Dev Team to action today's feedback
 - 82, 84, 85, 86 **DEPLOYED**
 - 80, 81 **TO BE DEPLOYED**
 - 83 Need more clarification **TO BE DISCUSSED**
- Dev Team to review and action QA Team feedback
- Revert the flow to include Step 1: "Confirm Address" when creating a project (Ordering Platform)
 - **DEPLOYED** Mark Atsone

Progress update 09/01

- [Feedback Loop: Ordering Platform](#)
 - We've completed the tasks outlined in the [Feedback Loop document](#) from your recent discussion on FTS Ordering (08/01/2026). Relevant comments have also been added where further clarification or information may be required. **Jayrex WT**

Progress update 08/01

- Discussion with MB, LG
- Villar David Created
 - https://docs.google.com/document/d/1Eh8xSiox6a_MKO7_Yg9MYcu0Py_TAoBmmbyNxVH-QqM/
 - Issue 1: FIXED, DEPLOYED Mark Atsone
 - Issue 2: DEPLOYED Mark Atsone
 - Issue 3: DEPLOYED Jayrex WT Mark Atsone
 - <https://app.excalidraw.com//AF0KqOm9FZ1/8s3G1Ajq6Nz>

Progress update 07/01

-

Progress update 06/01

- Matt and Luis provided feedback, and the Dev team will action it

Progress update 02/01

- [FTS Ordering Platform – Feature & Flow Overview Docs](#) Mark Atsone
-
- [BUG] duplicate (from ordering) record created in documents tab Jayrex WT

Progress update 29/12 - 31/12

- Dev Team - DEPLOYED Fix
- QA Team continue doing QA Testing

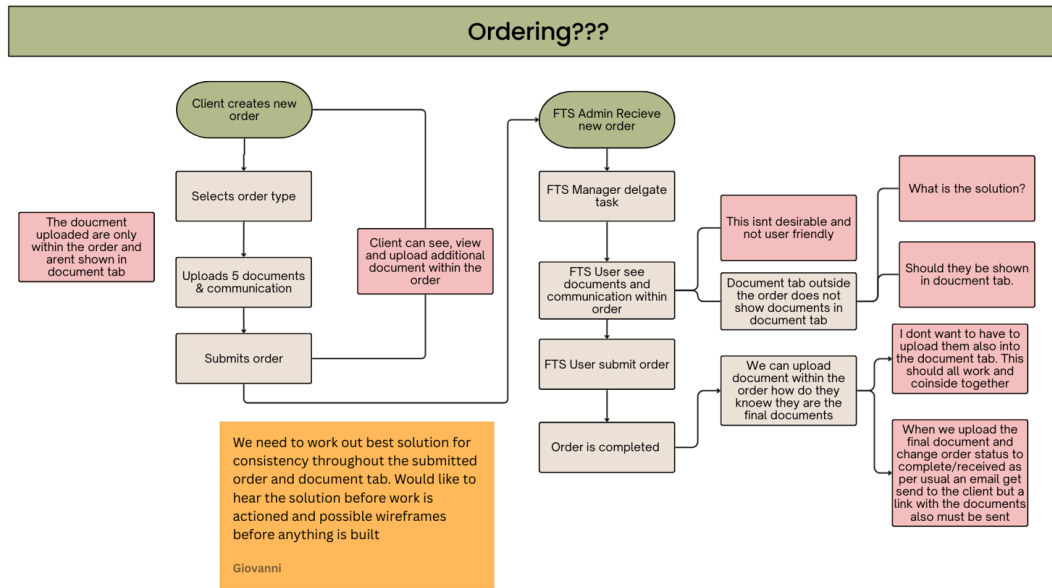
Progress update 26/12

- QA Team continue doing QA Testing

Progress Update 24/12 Mark Atsone

- We are now in QA / Testing Stage with the help of QA Team

- [DRAFT] FTS Ordering QA Guide
<https://docs.google.com/document/d/1k76f1LyCBI3sAtdkN8YSa-AfqPIFERrIzNXtqW4y5us/edit?tab=t.0>
- gio.amato94@gmail.com provide ordering flow for reference: (Email Subject: Progress Update – FTS Ordering Platform – 11/12)



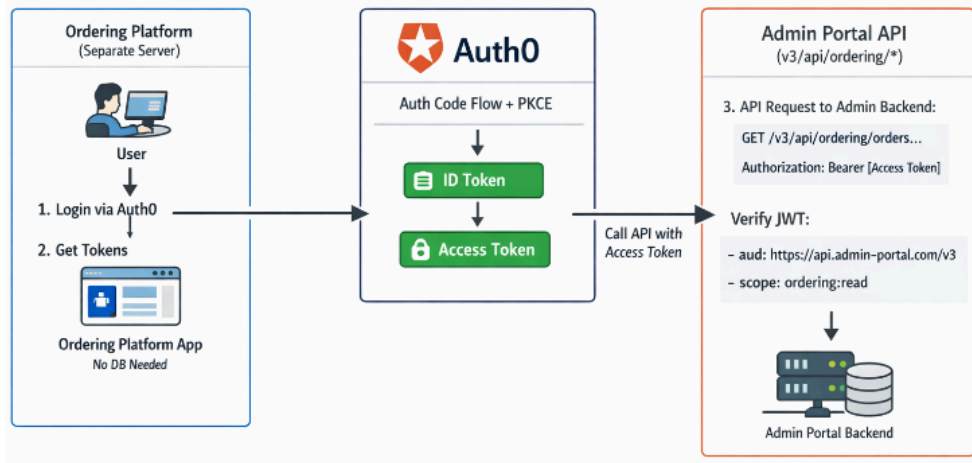
Progress Update 23/12 Mark Atsone Jayrex WT

- Deploy the changes and conduct internal testing for all requested updates.

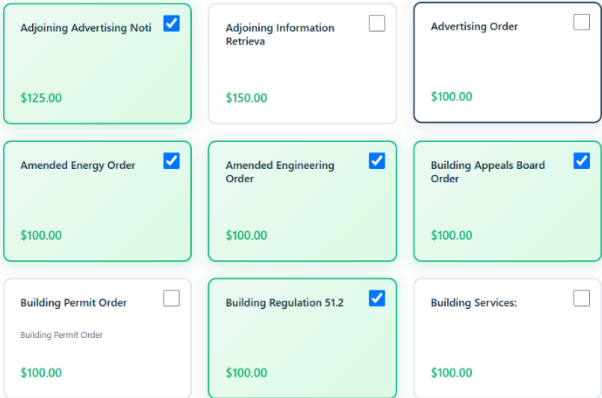
Progress Update 22/12 Mark Atsone

- We are now separating the server for ordering and the platform
- Ordering Platform - <https://ordering.ftsonline.com.au>

- Fts Platform - <https://staging.ftsonline.com.au> Admin Portal / V3/api/ordering



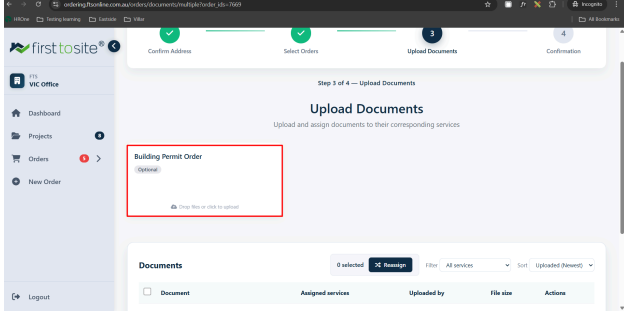
Platform Feedback

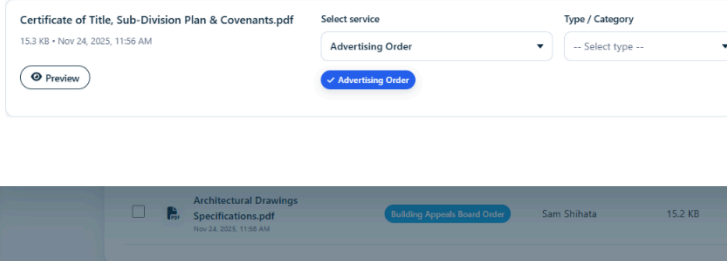
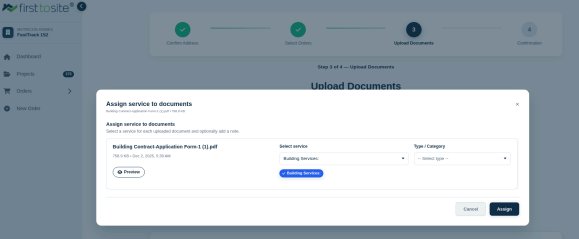
No	Items	Matt/WT Comments	Release
1	<p>Session bug If I go to existing project, create order, select some service from the tiles.</p>  <p>Then exist out back to projects. Select another project (completely different one) Create order Even though it's a new order it has the above inventory id's pre-ticked.</p>	<p>DEPLOYED 01/12 Mark Atsone Noted(MB)</p> <p>Tested By QA - As per My understanding on this I have created the project and crete new order select some services and exit and</p> <p>select existing project and create the New order In that and that services and nor Pre -Ticketed</p>	1.0
2	<p>As discussed with you an Villar, the service title for the inventory ID's is editable. This is a unique id and should not be editable as it comes from myob</p>	<p>Related to #3</p> <p>NO ACTION REQUIRED</p>	1.0
3	<p>The descriptions being used in the available services are using the names of the inventory ids.</p>		1.0

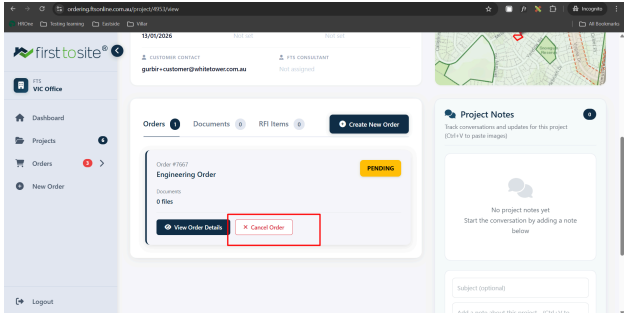
No	Items	Matt/WT Comments	Release
	Shouldn't the Inventory ID's be exactly that? An inventory ID and we introduce 2 fields in the tile Service Name : Service Description		
4	When an off the street user signs up, what is the workflow associated with assigning the user to a company? Or what is the workflow to assign any user to a company. I know we can manually do this in the backend. But we will need to have this down pat to make sure we are allocating users to the correct company when they sign up as the volume will potentially be large (we hope anywayJ)	<ul style="list-style-type: none"> ● User Signup ● Form with Mandatory Fields ● set user under Fts Retail User Group ● Continue the process <p>Related tickets #5 , #6</p> <p>sam.shihata@gmail.com 02/12</p>	1.0
5	This relates to the point below but is something for discussion, how do we invoice off the street customers. We want to invoice them immediately. Is this the case? If so, refer to point below		1.0
6	If you are going to serve this to the public (customers who do not have an account), we need to speak to Ann and see how she wants us to handle this. Myob is always expecting the customer in the invoice field, so when you send an invoice for customer Joe Rogan it will bounce back. We have options though.		1.0

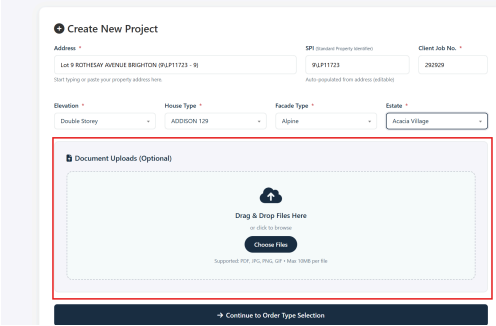
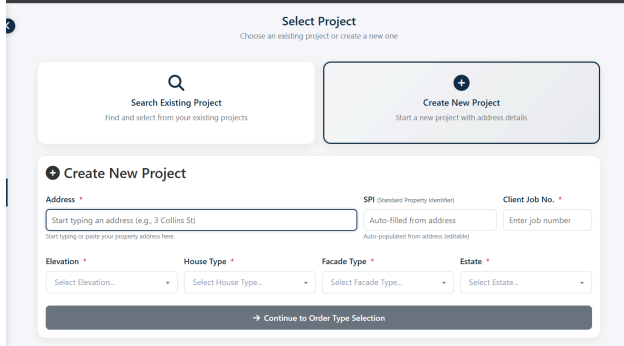
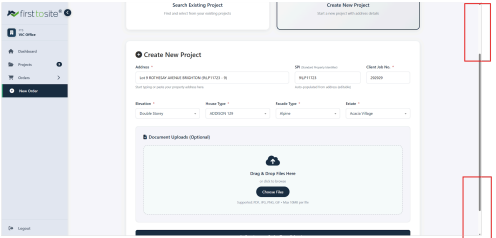
No	Items	Matt/WT Comments	Release
	<p>a. Manual process where an email is sent to accounts to create the customer before creating the invoice. Accounts confirm the account created. We then manually create the customer in FTS. But you will need a mechanism in FTS platform to check to see if the user has an account in our system in the first place?</p> <p>b. We auto sync customers from myob back to FTS. We send a request to add a customer. Once accounts are done, FTS will auto sync the customer. We will just need to ensure we are allocating the correct company ID to the correct Company in FTS</p> <p>c. I don't think Ann will agree to this one: We can create a Generic company in MYOB called "Casual Client" and we allocate all invoices to that client.</p> <p>Implications:</p> <ul style="list-style-type: none"> • We cant invoice these clients directly • Invoices are not compliant 		

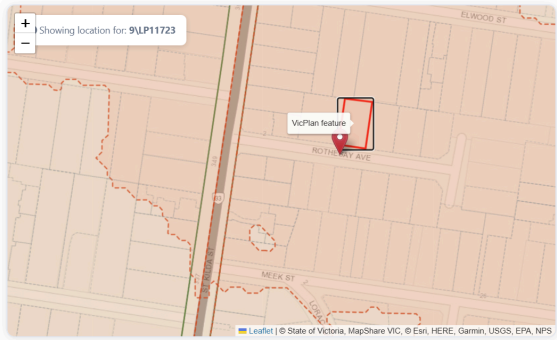
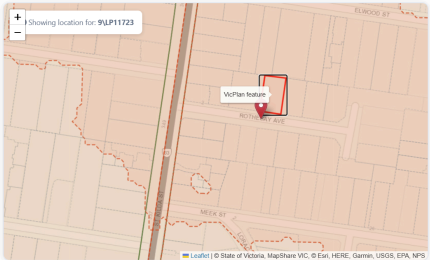
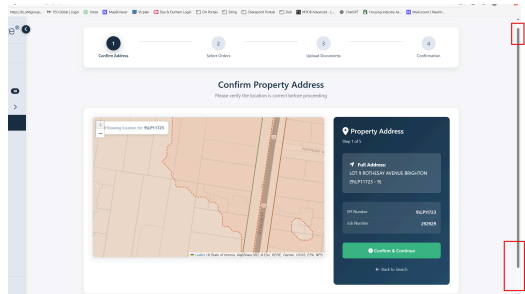
No	Items	Matt/WT Comments	Release
	<p>d. I propose the following for a stage 2 release and hold off from releasing the ordering to our non account holders</p> <p>This process involves human interaction oe Rogan signs up FTS Admin checks if Joe has an account. If account exists, all good otherwise proceed below FTS Admin creates company\account in FTS FTS admin initiates a request to create the company in myob MYOB returns the company ID back to FTS FTS admin generates invoice as per normal process</p> <p>This process is automated and does not involve human interaction (I prefer this). Supports volume and completely automated</p> <p>i. Any off the street customer that signs up (Joe Rogan) automatically gets a company record created in MYOB. BUT only at the checkout phase. Or else we will have a lot of rubbish customer data in myob.</p> <p>j. This will allow a customer to create an account without any help</p> <p>k. Create an order</p> <p>l. Checkout and pay</p> <p>m. No human intervention</p>		

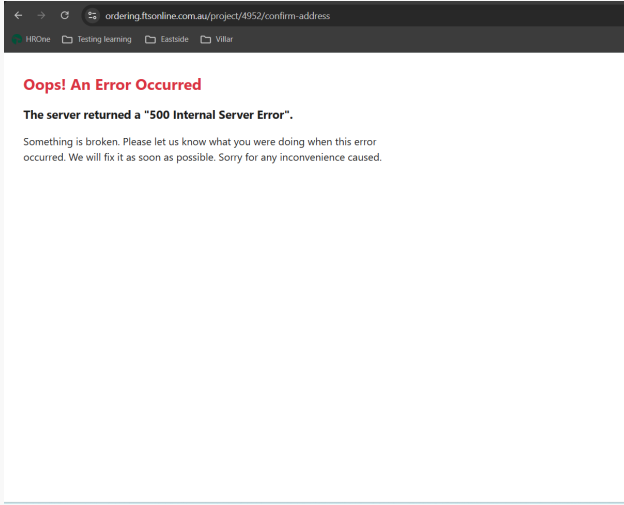
No	Items	Matt/WT Comments	Release
	<p>Obviously, we need to scope this out further. But I do not see much work involved in this other than changing the way we integrate into MYOB.</p>		
7	<p>Can we configure if docs are mandatory for each order? At the moment we have to assign a doc to each order. Customers may wish to give us many orders and just dump the docs on us Alternatively, some orders may not have mandatory docs? (I am not sure)</p>	<p>DEPLOYED 06/12 Mark Atsone</p> <p>Tested By QA -</p> <p>As per My understanding we have Now make the docs Optional on documents section</p> 	1.0
		DEPLOYED Mark Atsone 01/12	1.0

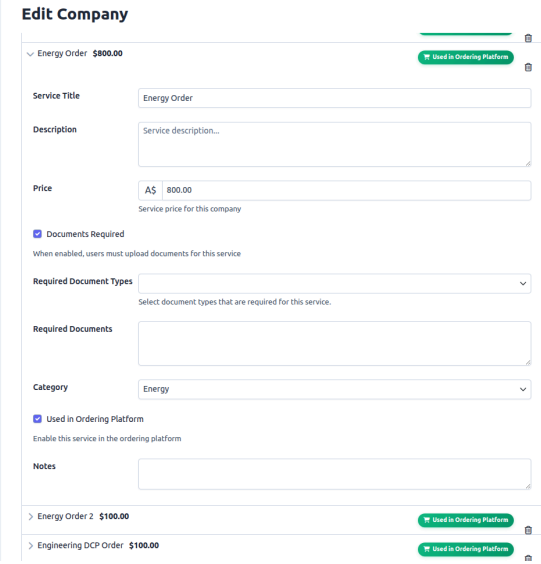
No	Items	Matt/WT Comments	Release
8	<p>Sub Category. Do we really need to show this?</p> 	 <p>Tested By QA</p> <p>Checked Sub category has been removed</p>	
9.	<p>If I commence an order on an existing project, add items to the card, proceed to the checkout then at the last screen hit cancel and return to Dashboard. It does not remove the items from the cart and retains the same items in the project when I return</p> <p>Strangely, when entering the same order again it did not have the files I had previously uploaded and only had the inventory id's I previously selected.</p> <p>Best to just remove it all if a user has clicked on cancel</p>	#1	1.0
10	<p>I create an order, select services, upload docs, click on back to dashboard. I go back into the same project, I can see the same services are still in my cart however the docs I uploaded are gone.</p>	#1	1.0

No	Items	Matt/WT Comments	Release
11	Need a workflow for users to be able to cancel orders	<p>DEPLOYED Mark Atsone 01/12</p> <p>Tested By QA Now we can Cancel the orders</p> <p>1.Click on the Projects from side view 2.Click on action button and scroll down you will see he pending orders in which you have option to cene the orders</p> 	1.0
12	I don't believe the document upload option is necessary at this stage. I'm happy to discuss, but I recommend removing it.	<p>FTS Team: CONFIRMED TO REMOVE 2/12</p> <p>DEPLOYED 3/12 Mark Atsone</p>	1.0

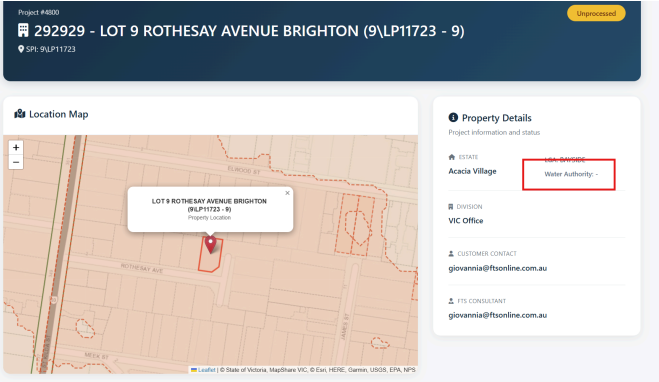
No	Items	Matt/WT Comments	Release
	 <p>LG 28/11 - Documents should only be added based on what service is provided. Documents added at the start don't carry over to the order documents.</p>	<p>Tested By QA -</p> <p>Document Upload section has been removed on Creation of new project</p> 	
13	<p>This page should be static and fit within a single view, with no scrolling allowed.</p> 	<p>#12</p> <p>DEPLOYED 03/12 Mark Atsone</p> <p>Tested By QA - Page is viewable but scroller is still there we can remove this</p> <p>Check this video for better understanding -</p> <p>https://jam.dev/c/e83b09e7-661c-40f5-a595-de11fcf353fa</p>	1.0
14	Remove zooming in and out feature	DEPLOYED 01/12 Mark Atsone	1.0

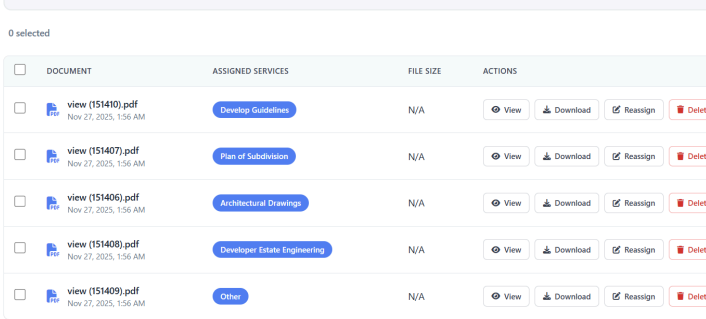
No	Items	Matt/WT Comments	Release
			
15	<p>Reduce size of map by 15 -20%</p> 	<p>DEPLOYED 01/12 Mark Atsone</p>	<p>1.0</p>
16	<p>This page should be static and fit within a single view, with no scrolling allowed.</p> 	<p>DEPLOYED 01/12 Mark Atsone</p> <p>Tested By QA Bug - when i click on Back address i am redirecting to this page -</p>	<p>1.0</p>

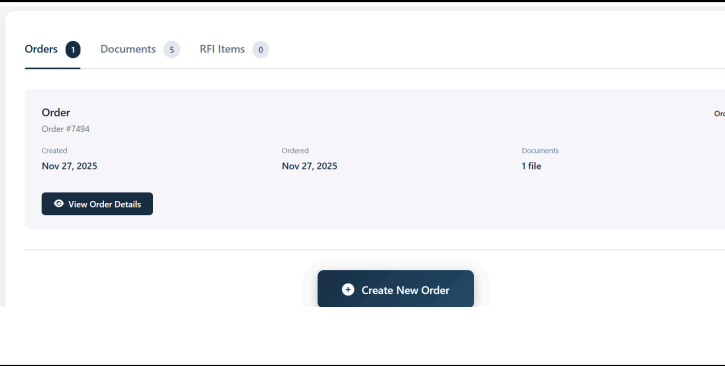
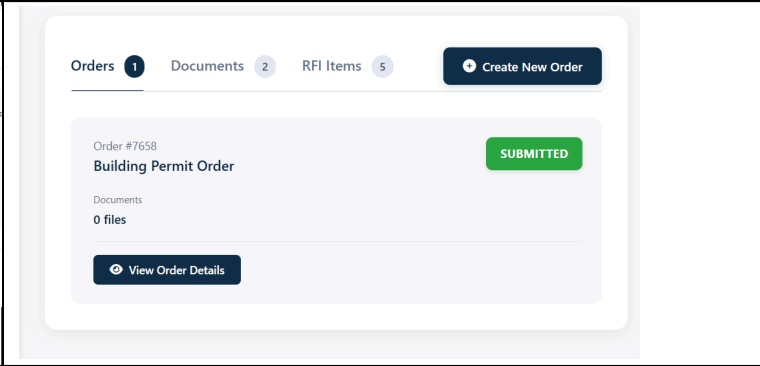
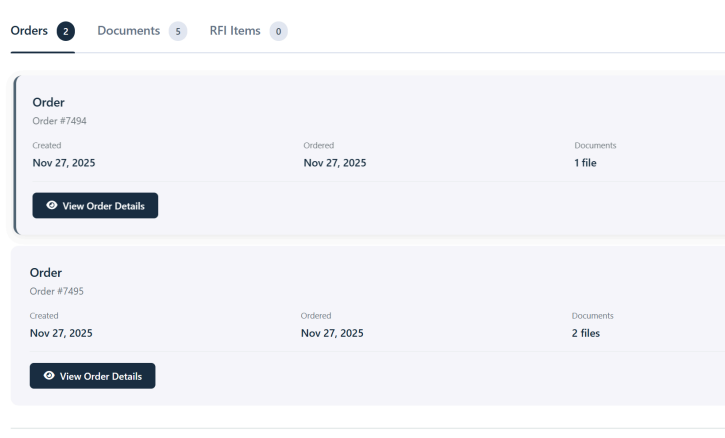
No	Items	Matt/WT Comments	Release
		<p>14 and 15 point not able to check this</p> 	
17	<p>Have major services as boxes and then additional service as rectangle bundle together could be better option.</p>	<p>Giovanni Amato luis241241@gmail.com GIOVANNI & LUIS TO REVIEW 2/12</p>	1.0
18	<p>All type and category should not be enabled for client to choose. Only the specific documents required should be enabled.</p> <p>This should also be shown when the order is selected so the know a summary of documents that are required for the order.</p> <p>Sale Check - Title</p>	<p>Giovanni Amato & LUIS TO REVIEW 2/12</p> <p>Current Order uploading documents no need to categorize (document types)</p> <p>Initial implementation: FTS users can set service-required document types.</p>	1.0

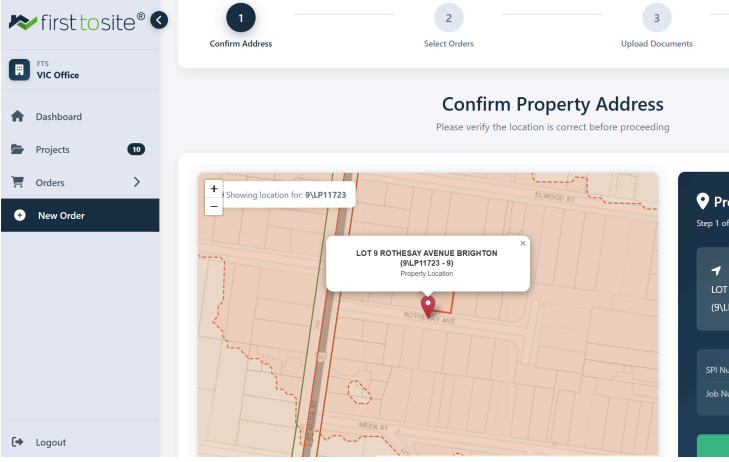
No	Items	Matt/WT Comments	Release
	<ul style="list-style-type: none"> - Plan of subdivision - Associated Restriction inc. Covenant, Section 173 Agreements & Caveats - Architectural drawings or Siting Plan, marked up plans, master plans - Design Guidelines - Estate Engineering - Building Reg 51.2 - LPOD - Sewer <p>FTS Assessment</p> <ul style="list-style-type: none"> - Title - Plan of subdivision - Associated Restriction inc. Covenant, Section 173 Agreements & Caveats - Architectural drawings or Siting Plan, marked up plans, master plans - Design Guidelines - Estate Engineering - Building Reg 51.2 - LPOD - Sewer <p>Engineering Order</p> <ul style="list-style-type: none"> - CAD files 	 <p>The screenshot shows a web form titled "Edit Company" for an "Energy Order" priced at \$800.00. The form includes fields for "Service Title" (filled with "Energy Order"), "Description" (filled with "Service description..."), "Price" (filled with "A\$ 800.00"), "Required Document Types" (a dropdown menu), "Required Documents" (a text area), "Category" (filled with "Energy"), and "Notes" (a text area). There are checkboxes for "Documents Required" and "Used in Ordering Platform", both of which are checked. Below the main form, there are two summary rows: "Energy Order 2 \$100.00" and "Engineering DCP Order \$100.00", each with a "Used in Ordering Platform" button.</p>	

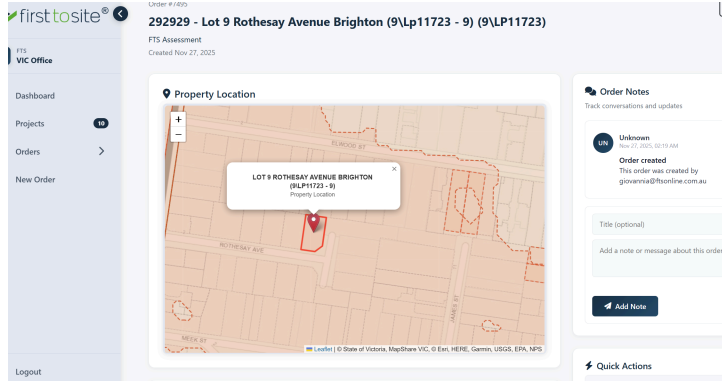
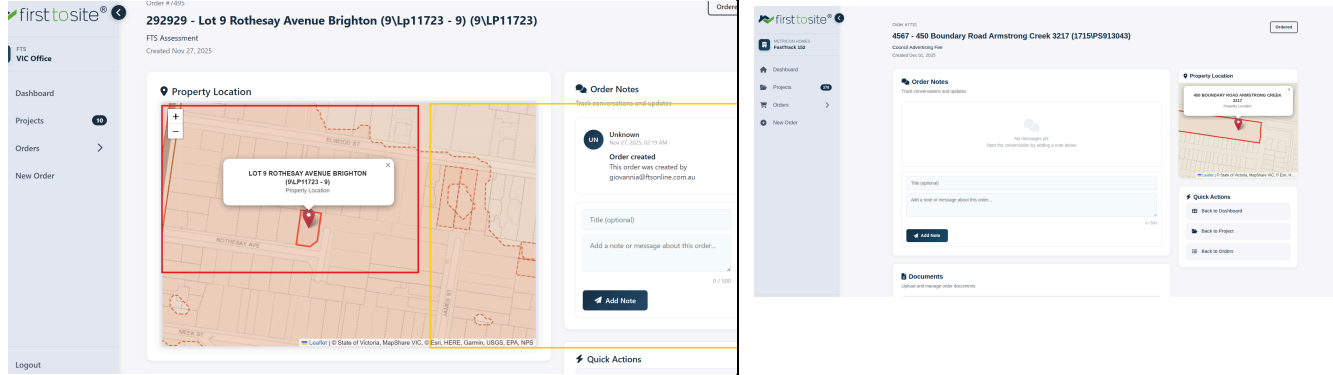
No	Items	Matt/WT Comments	Release
	<ul style="list-style-type: none"> - Soil Report - Architectural Drawings - CAD Files - Building Reg 51.2 - LPOD - Sewer - Purchase Order <p>Amended Engineering Order</p> <ul style="list-style-type: none"> - CAD files - Architectural Drawings - Purchase Order <p>Energy Order</p> <ul style="list-style-type: none"> - Architectural Drawings - Colour Schedule - PO <p>Amended Energy Order</p> <ul style="list-style-type: none"> - Architectural Drawings - PO <p>Developer Approval Order</p> <ul style="list-style-type: none"> - Architectural Drawings - Colour Schedule - Application Form (if applicable) 		

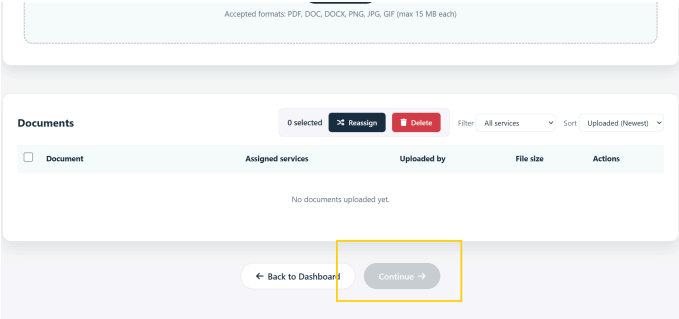
No	Items	Matt/WT Comments	Release
	Remove subcategory**		
19	Save draft should be able for client so if they can't finish submission they can go back to where they left off.	<p>Mark Atsone</p> <p>Gio: expose the service name instead of order id 2/12</p> <p>https://ordering.ftsonline.com.au/orders/in-progress</p> <p>Gio: at Orders Menu expose badge (Pending + On-Hold) 2/12</p> <p>DEPLOYED 03/12 Mark Atsone</p>	1.0
20	<p>Water Authority are not shown</p> 	<p>Gio: HIDE FOR NOW 2/12</p> <p>DEPLOYED 03/12 Mark Atsone</p>	1.0

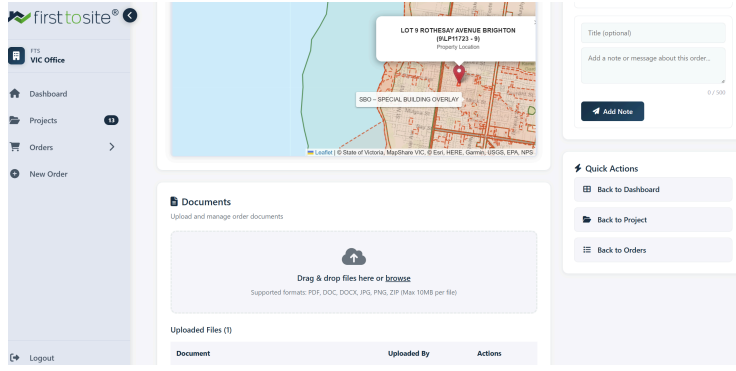
No	Items	Matt/WT Comments	Release
21	<p>Prepopulating energy orders and the Document tab currently shows pre-set documents required for an FTS Assessment. This should be disabled. The Document tab should only display documents that have been uploaded for the specific energy order. Currently, it does not show the documents uploaded for the energy order, which highlights that client-completed orders will not integrate properly with the Document tab it will only show within the order service.</p> 	<p>Gio: Creating Project stop auto create documents 2/12</p> <p>DEPLOYED 03/12 Mark Atsone</p> <p><i>initialiseDocumentTypes</i></p>	1.0
22	<p>The order created does not display order service as energy order. It does not show the energy forecast date.</p>	<p>DEPLOYED 08/12 Mark Atsone</p> <p>Tested By QA - Now the proper service name is Visible</p>	1.0

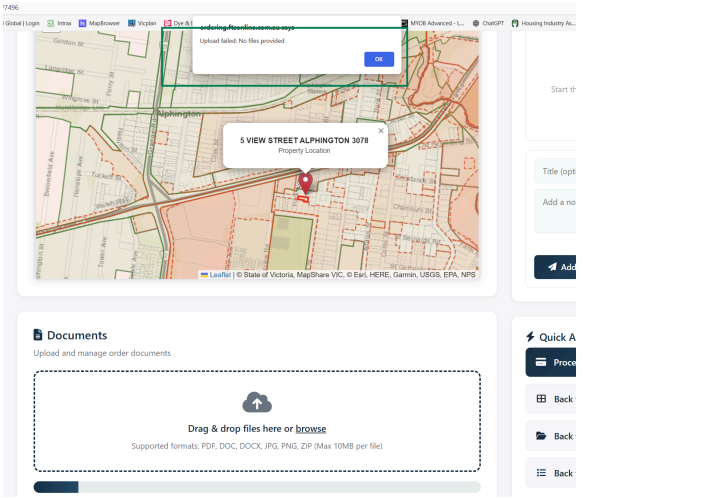
No	Items	Matt/WT Comments	Release
			
23	<p>The energy order status incorrectly shows 'Ordered,' even though it has not been processed by FTS. The client has placed the order, but the status should reflect 'Energy Order Unprocessed' in Miro, which would then allow allocation to an FTS user before updating to 'Energy Ordered.'"</p> 	NO ACTION REQUIRED	1.0

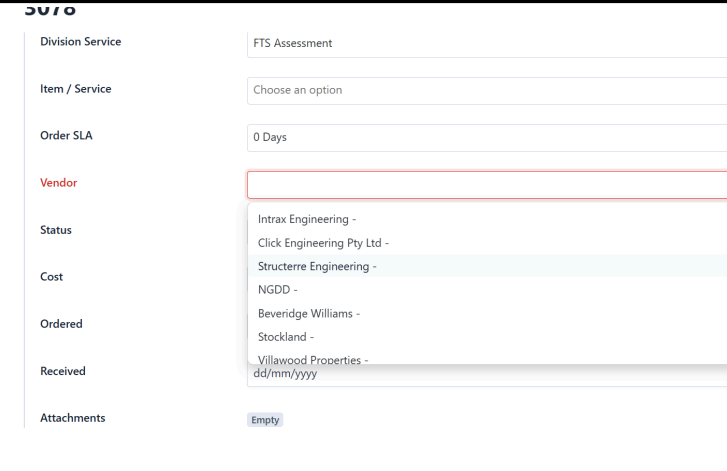
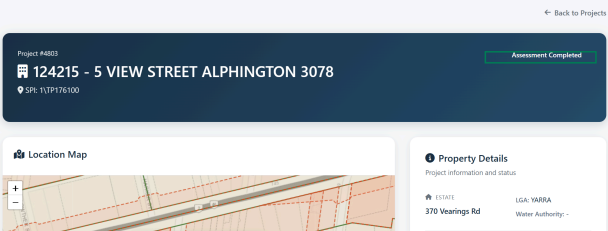
No	Items	Matt/WT Comments	Release
24	<p>When searching for an existing job it should go to the project file and not to confirm property address.</p> 	DEPLOYED 02/12 Mark Atsone	1.0
25	<p>The order section when dropping files should have a note section document required to complete this service as guidance for the client. Refer to No 7 for documents required. This does not include R&C and Protection works yet.</p>		1.0
26	<p>Within order view</p> <p>Remove zooming in and out feature when in order section</p>	DEPLOYED 01/12 Mark Atsone	1.0

No	Items	Matt/WT Comments	Release
			
27	<p>Within order view Reduce size of mapping and increase order note section.</p> 	<p>DEPLOYED 01/12 Mark Atsone</p>	1.0
28	<p>Updating the invoicing is taking far too long. I had to manually untick all the services, which is very time-consuming. I've also tried adjusting the invoicing section with different lines, but it's not</p>	<p>https://ordering.ftsonline.com.au/admin-dashboard?crudAction=edit&crudControllerFqcn=App%5CController%5CAdmin%5CUserGroupCrudController&entityId=23</p> <p>bulk action</p>	1.0

No	Items	Matt/WT Comments	Release
	<p>working. Could you clarify which company this falls under? I need confirmation to see how the note section works and how it is exposed to the client.</p>	<p>DEPLOYED 06/12 Mark Atsone</p>	
29	<p>We need to be able to re-order the order selection.</p>	<p>> yarn add sortablejs</p> <p>DEPLOYED 05/12 Mark Atsone</p> <p>Tested By QA</p> <p>It is working when we do reorder and it will reflect in while create new order</p>	1.0
30	<p>Some order will not require documents how do they proceed without adding a document?</p> 	<p>Mark WT: If <code>isDocumentRequired</code> is false, the function immediately returns <code>true</code>, meaning that the order passes validation without needing any documents. The "Continue" button is only disabled if services that do require documents are missing them.</p> <p>Therefore, orders without document requirements can simply click "Continue" to proceed to the confirmation page without uploading anything.</p> <p><i>see comment on #7</i></p>	1.0
31	<p>When within the order there is no information about what the order relates to and forecast dates of ordering and expected.</p>	<p>Mark Atsone</p> <p>Gio:</p>	1.0

No	Items	Matt/WT Comments	Release
		<p>ordered -> submitted (placing order)</p> <ul style="list-style-type: none"> - expected date - resubmitted date if exists <p>submitted -> ordered (FTS User)</p> <p>#66</p>	
32	Ensure drag and drop allows for more then 50mb uploads	<p>Mark Atsone DEPLOYED 04/12 TESTING</p> <p>Tested By QA - I have Tested the below 50 mb not allowed to drag and drop</p>	1.0
33	Drag drop within the order comes up with error	<p>#32</p> <p>Tested By QA - I have Tested the below 50 mb not allowed to drag and drop</p>	1.0

No	Items	Matt/WT Comments	Release
			
34	<p>When an order or document upload or note on a job occurs where does it go on our user side. I believe it should be in customer project notes it should be names just notifications where there we would delegate to work.</p>	<p>NO ACTION REQUIRED</p> <p>check https://mailhog.ftsonline.com.au/</p>	1.0
35	<p>FTS assessment order required a vendor shouldn't this already be preset to FTS and SLA pre-populated.</p>	<p>Create a vendor = FTS for FTS Assessment only</p> <p>DEPLOYED 05/12 Mark Atsone</p> <p><code>/admin-dashboard?crudAction=index&crudControllerFqcn=App%5CController%5CAdmin%5CVendorCrudController</code></p>	1.0

No	Items	Matt/WT Comments	Release
			
36	<p data-bbox="369 742 851 774">Assessment completed on 124215</p>  <p data-bbox="369 1029 1064 1133">However, on the order dashboard the order is still pending. We need to also complete the order in our order tab.</p> <p data-bbox="369 1181 1064 1356">Is there any real reason to display the project status? If we are utilising the order itself, then the project status may only reflect the overall project milestone—such as Sale Check, FTS Assessment, PAR Commence, PAR Complete, or</p>	Giovanni Amato	1.0

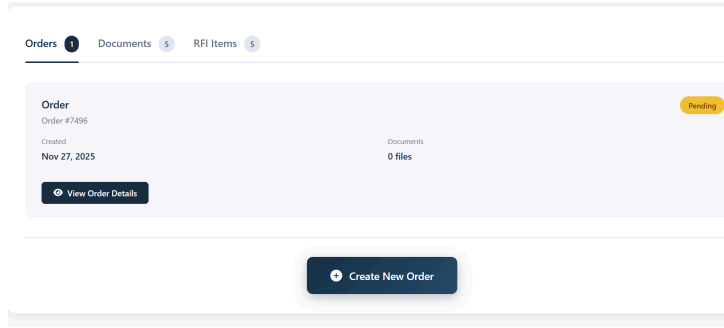
No

Items

Matt/WT Comments

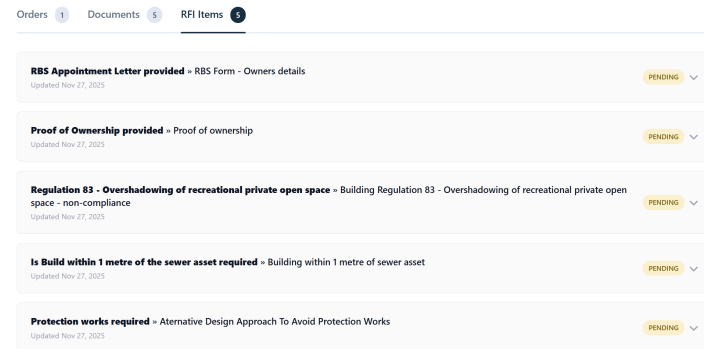
Release

Permit Apply. These indicate the key stages of the project, while the individual orders represent the steps in between.



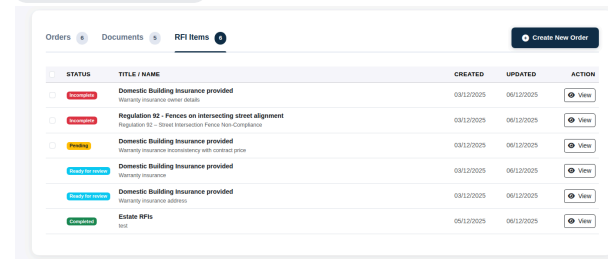
37

RFI items layout need to be reduce this will be massive when a job is fully checked. I like they layout and concept of it though.



Gio: Adjust Size, save spacing using a modal instead of a toggle

DEPLOYED 05/12 – initial implementation Mark Atsone



Tested By QA

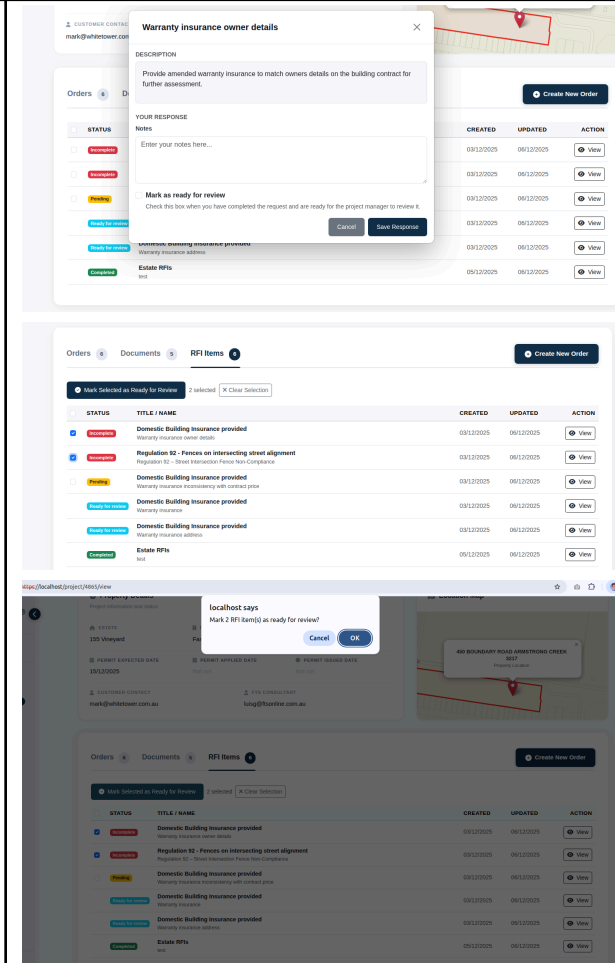
1.0

No

Items

Matt/WT Comments

Release



38

It would be also good to be able to respond to their message if they choose to right something in this.

Mark WT: FTS users can currently respond via Project Orders → Order Notes.

1.0

No

Items

Matt/WT Comments

Release

RBS Appointment Letter provided » RBS Form - Owners details

Updated Nov 27, 2025

DESCRIPTION

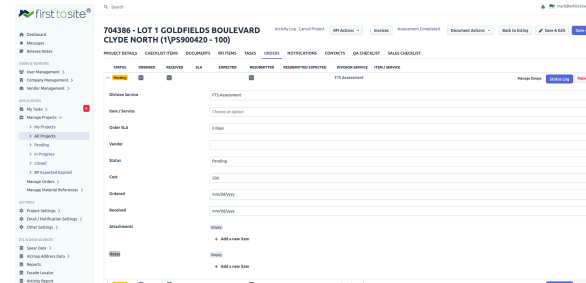
Provide amended RBS appointment letter to show owners details.

Notes

Enter notes...

Mark as ready for review

Save Response



<https://ordering.ftsonline.com.au/admin-dashboard?crudAction=edit&crudControllerFqcn=App%5Ccontroller%5CAdmin%5CProjectCrudController&entityId=4808#tab-notifications>

project tab-notifications

New Notification records are created when these events occur:

1. Commence Ordering - template tag: commence-ordering-option-update
2. Task Assignment - template tag: task-assigned
3. RFI Created - template tag: rfi-created
4. RFI Updated - template tag: rfi-updated
5. **RFI Ready for Review - template tag: rfi-ready-for-review**
6. Building Permit Applied - template tag: building-permit-applied
7. Building Permit Issued - template tag: building-permit-issued
8. Order Status Changes - template tags:
 - project-order-created-status
 - project-order-updated-status
 - project-order-rejected
 - project-order-resubmitted
9. Project Notes - template tags:
 - project-note-created
 - project-note-updated

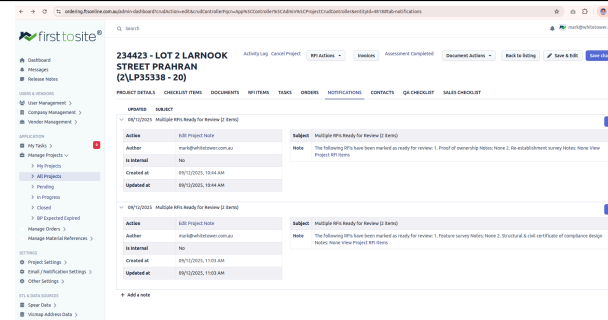
DEPLOYED 08/12 Mark Atsone TESTING

No

Items

Matt/WT Comments

Release



<https://ordering.ftsonline.com.au/admin-dashboard?crudAction=edit&crudControllerFqcn=App%5CController%5CAdmin%5CProjectCrudController&entityId=4818#tab-notifications>

<https://ordering.ftsonline.com.au/project/4818/view>

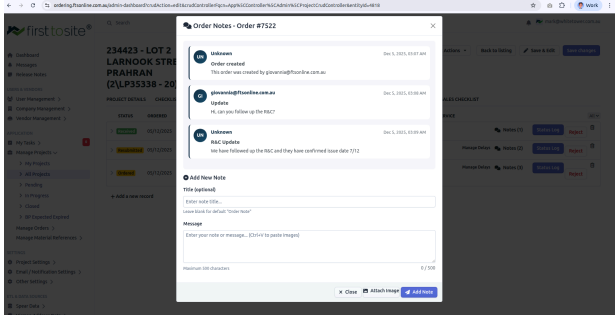
Mark: I implemented Project Notes on the Project Page following the same approach as Order Notes on the Order Page.

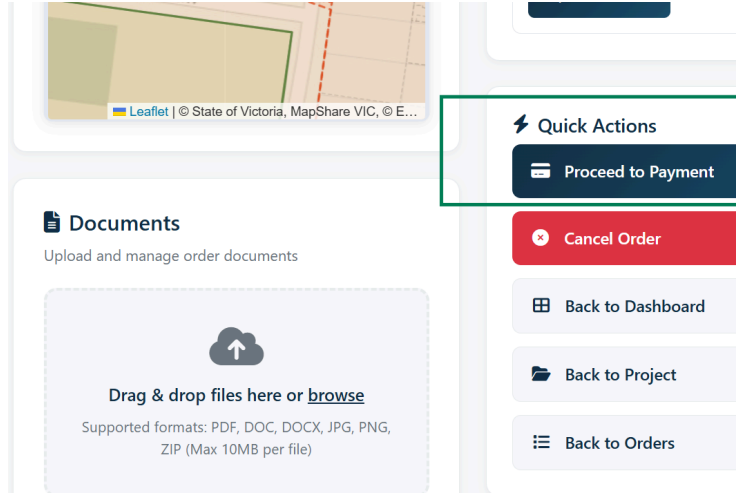
The notes are currently displayed in a tab.

Please confirm if you prefer the notes to be shown on the side panel of the project page, below the map.

GIO: We do not require a dedicated Project Notes tab. Instead, we are looking for a general communication section, similar to the

No	Items	Matt/WT Comments	Release
		<p><i>Developer Approval Order, to serve as a central place for project-related messages.</i></p> <p>Tested By Qa - As per my understanding on this we have to track the commination so i have added the notes In RFI ad do the ready for review But notest is sowing he admin Project > Notification</p> <p>Refer # 4952</p>	
39	Add Generate original FTS Assessment Add Generate current FTS Assessment Add tick box to side and a button stating Ready to review Also, a tick box to mark all for easy use for client	Add tick box to side and a button stating Ready to review Mark Atsone DEPLOYED GENERATE CURRENT/ORIGINAL FTS ASSISTMENT assigned Jayrex WT TO BE DISCUSS WITH gio.amato94@gmail.com Tested By QA Bug when i do the Bulk action showing internal server error but when i load the page it changes the status	1.0

No	Items	Matt/WT Comments	Release
		 <p>Tested By QA - This is working all the chates has been recorded</p>	
41	<p>I did not complete the payment, but the order still went through. When viewing the order, it still allows me to process the payment. If an order is not completed, it should remain as a draft and not be actionable by FTS until all steps are fully completed. Does the cancel order only show when a payment is not complete?</p>	<p>Currently, the cancel option is shown only for orders with a pending status.</p> <p>DEPLOYED 02/12 Mark Atsone</p> <p>Tested By QA - Yes we have cancel option is there if the payment not done</p>	1.0

No	Items	Matt/WT Comments	Release
			
42	<p>What happens if a client completes an order in error? What steps should occur in this situation?</p> <p>Should the client send a message within the order to notify us, and how do we formally cancel the order on our end?</p> <p>LG/MB testing with a Client generated FTS Assessment - at the moment the generation of the order does not generate a Customer Project Note - please amend.</p> <p>Also, customer should not be able to proceed to Job creation without creating an order.</p>	<p>Jayrex WT (to be checked by jayrex)</p> <p>Jayrex WT :</p> <p>What happens if a client completes an order in error? What steps should occur in this situation?</p> <ul style="list-style-type: none"> - Is this a technical error or something between the FTS and customer 	1.0
43	Documents and chat function occur within the order.	#38	1.0

No

Items

Matt/WT Comments

Release

I don't believe the documents provided within the order like this, will work as we use this part to send energy orders. All uploads should just sync with the overall document tab. Currently we would we would have to download and upload documents.

In relation to the chat note function there needs to be better way to display this communication with client.

Received

Attachments

- > Domestic_Building_Insurance-161596-1 (1).pdf (259489 bytes)
- > 37 Godswill Crescent OFFICER VIC 3809 - Report and Consent Decision.pdf (193505 bytes)
- > Form_1_Addendum_CHATTELS_-_SINGLE_STOREY.pdf (139412 bytes)

+ Add a new item

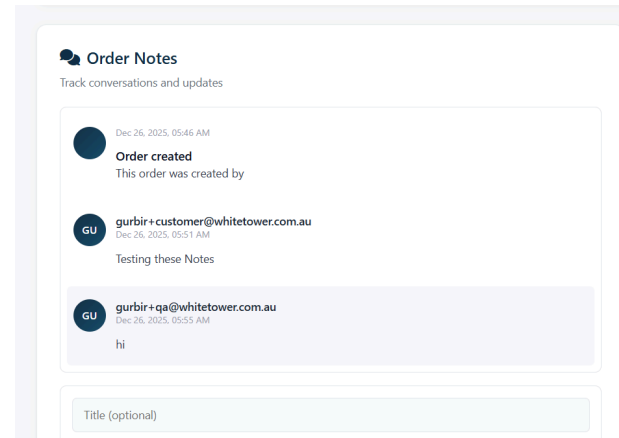
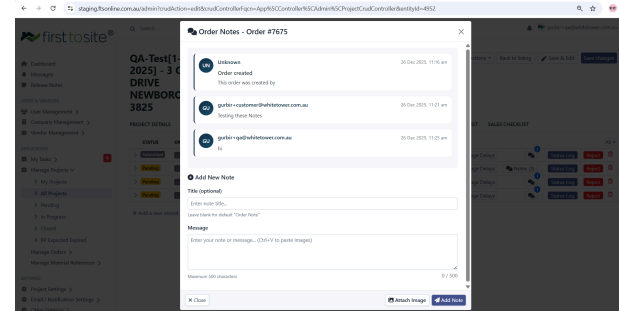
Notes

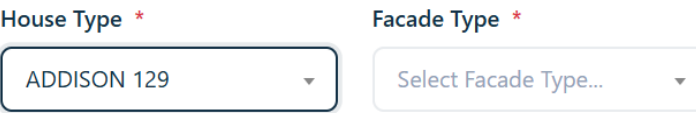
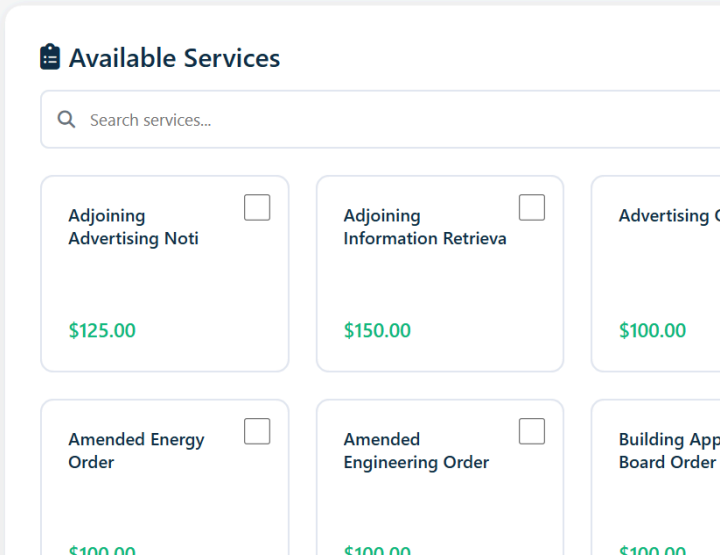
- > [2025-11-27 03:59:43] FTS Assessment update
- > [2025-11-27 22:31:35] FTS Assessment

+ Add a new item

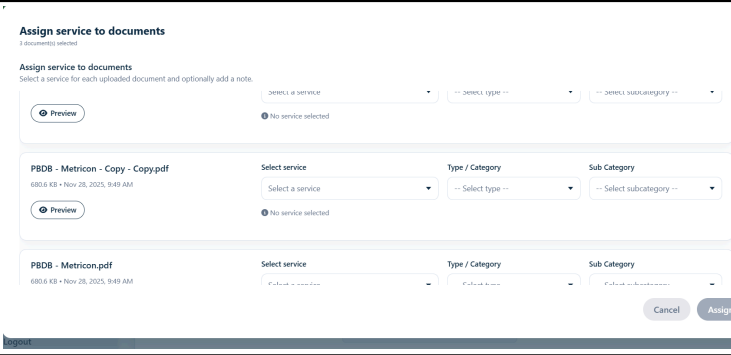
Tested By QA

All the chest has been recorded within the order



No	Items	Matt/WT Comments	Release
44	<p>What if these Mandatory fields are not available when creating an order, will the client be able to proceed?</p> 	<p>Jayrex WT : Currently, this will prevent the user from completing the order. We can potentially override this validation to allow the user to proceed with an incomplete dataset for these fields; however, this would require a careful review to ensure no existing logic or downstream processes are impacted.</p>	1.0
45	<p>Top Services to be tailored to the client i.e Metricon should see STS check, FTS assessment DA order as they top services ilo Building appeals orders or advertising</p> 	<p>#29</p> <p>Tested By QA</p>	1.0

No	Items	Matt/WT Comments	Release
46	The project dashboard also needs the communication piece like the order communications.	<p>gio.amato94@gmail.com</p> <p>5/12 Communication piece to be shown on dashboard.</p> <p>Only communication piece is for all orders excluding FTS Assessment, FTS Re-Assessment, Sale Check, PAR Commence, PAR Complete, Permit Apply</p> <p>Mark Atsone IN PROGRESS 08/12 DEPLOYED/ 09/12 Mark Atsone</p>	1.0
47	Will any updates on the order or project dashboard—such as new RFIs or new orders or a communication—trigger a notification so we can delegate accordingly? This can't be tested in the current testing environment. How does this look?	<p>Tested By QA -</p> <p>All the chates has been recorded</p>	1.0
48	Formatting of the Document upload section always cuts off the last document. (for more than 3+ documents tested on 17" Laptop view).	<p>Jayrex WT</p> <ul style="list-style-type: none"> - tried different screen dimensions but I wasnt able to reproduce the issue - noticed the responsiveness isn't responsive enough 	1.0

No	Items	Matt/WT Comments	Release
	 <p>The screenshot shows a web interface titled "Assign service to documents" with the sub-header "3 documents selected". Below this, there are three document entries, each with a "Preview" button and a "No service selected" indicator. Each entry has three dropdown menus: "Select a service", "Type / Category", and "Sub-Category". The first entry is "PBDB - Metricon - Copy - Copy.pdf" (680.6 KB, Nov 28, 2025, 9:49 AM). The second entry is "PBDB - Metricon.pdf" (680.6 KB, Nov 28, 2025, 9:49 AM). At the bottom right, there are "Cancel" and "Assign" buttons.</p>		
49	<p>FTS user side when uploading document provide two different document upload details.</p> <p>First upload – Which does not allow status as BP ready only receive and pending</p>	<p>DEPLOYED 11/12 Mark Atsone</p> <p>Tested By QA - When we do browse files and add the pdf file not opening the pop as mentioned in feedback sheet</p>	1.0

No

Items

Matt/WT Comments

Release

Assign Document Details

Assign document details

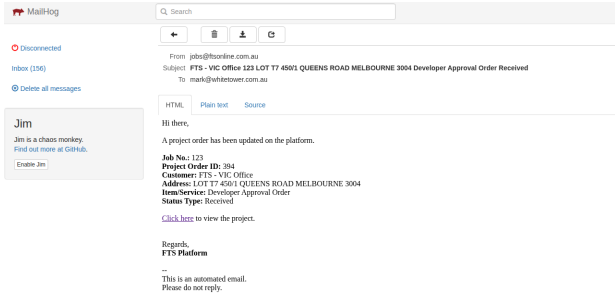
Select type, category, and subcategory for each uploaded document.

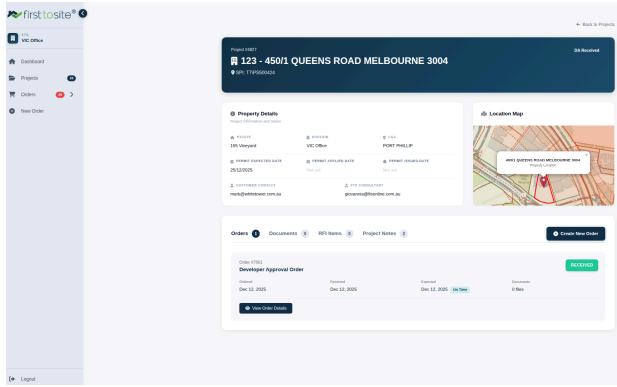

File Name	Type / Category	Sub Category
Other-Plans-1.pdf	-- Select Type --	-- Select Subcategory --
Domestic_Building_Insurance-158961-1.pdf	-- Select Type --	-- Select Subcategory --
Domestic_Building_Insurance-159169-1.pdf	-- Select Type --	-- Select Subcategory --
File Name	Type / Category	Sub Category

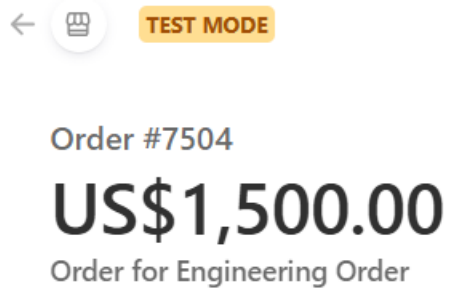
Second upload –
our standard upload that we use

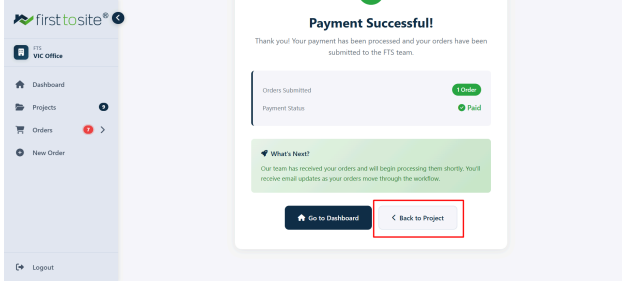

Update selected document(s)

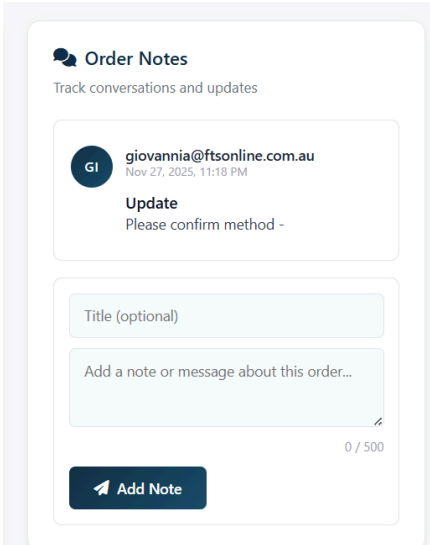
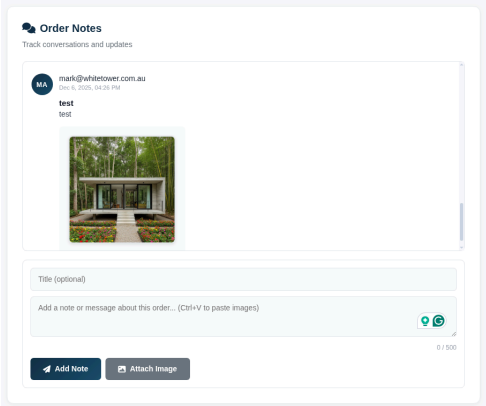
File name	Is Internal	Type / Category	Subcategory
Domestic_Building_Insurance-158961-1.pdf	<input type="checkbox"/>		
Domestic_Building_Insurance-159169-1.pdf	<input type="checkbox"/>		
Domestic_Building_Insurance-161440-1.pdf	<input type="checkbox"/>		
Domestic_Building_Insurance-151083-2.pdf	<input type="checkbox"/>		

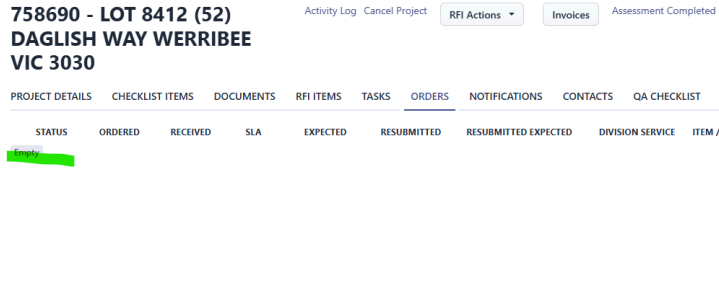
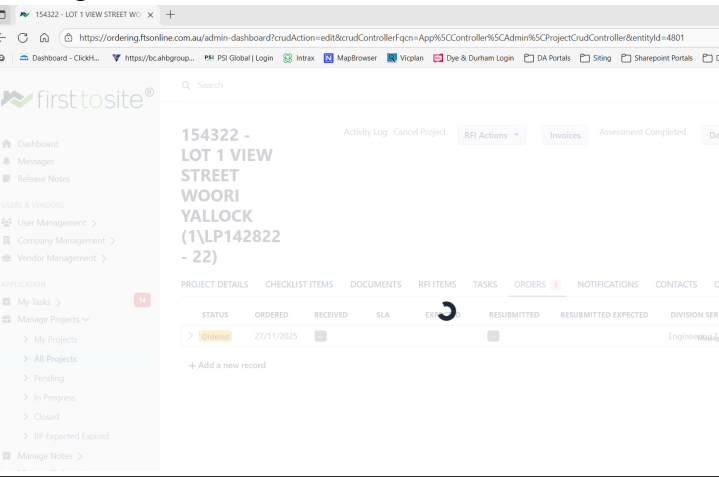
No	Items	Matt/WT Comments	Release
50	<p>When we receive an order and it is marked as completed for the “DA Approved” email, are we expected to attach the approved documents to the order so that a notification is sent along with the attachments to the client?</p> <p>At the moment, the system doesn’t allow this. Can you please confirm how this process is intended to work?</p>	<p>order DA submitted (by client) order DA received (by FTS) notification with link to project page (sent to client) Mark Atsone12/12</p> <p>Developer Approval Order</p> 	1.0

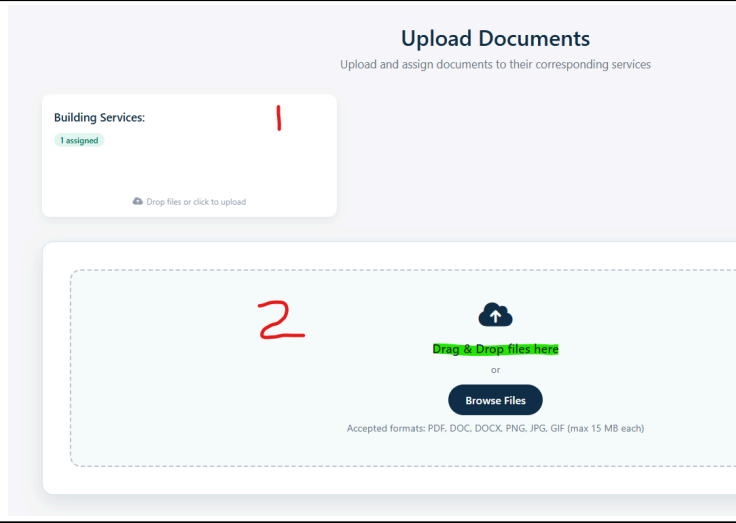
No	Items	Matt/WT Comments	Release
			
51	<p>Add on project detail page.</p> <ul style="list-style-type: none"> ● Permit Expected Date ● Permit Applied Date ● Permit Issued Date 	<p>DEPLOYED 03/12 Mark Atsone</p> <p>Tested By QA I have checked By changing the Status after that dates has been changed accordingly</p>	1.0
52	Invoicing is in USD not AUD	 <p>Tested By QA working fine</p>	1.0

No	Items	Matt/WT Comments	Release
	 <p>Order #7504 US\$1,500.00 Order for Engineering Order</p>		
53	<p>Once the client completes an order they are then ejected from the project. How to we resolve this, so they are still able to continue in the same project after placing an order i.e to upload some extra documents (not relevant to the order) or leave a project note.</p>	<p>gio.amato94@gmail.com</p> <p>5/12 Please resolve once the order is finished we would like to go back to project option not to orders.</p> <p>mark@whitetower.com.au</p> <p>DEPLOYED 05/12</p> <p>Tested By QA added the image it is correct</p>	1.0

No	Items	Matt/WT Comments	Release												
															
54	<p>When uploading as a client additional document within the order it does not version control. Today is the 28th and it's dated the documents 27th</p>  <table border="1"> <thead> <tr> <th>Document</th> <th>Uploaded By</th> </tr> </thead> <tbody> <tr> <td> PBDB - Metricon.pdf Nov 27, 2025 22:49</td> <td>Luis Giambattista</td> </tr> <tr> <td> PBDB - Metricon - Copy.pdf Nov 27, 2025 22:49</td> <td>Luis Giambattista</td> </tr> <tr> <td> Domestic_Building_Insurance-161596-1 (1).pdf Nov 27, 2025 23:16</td> <td>Giovanni Amato</td> </tr> <tr> <td> 37 Godswill Crescent OFFICER VIC 3809 - Report and Consent Decision.pdf Nov 27, 2025 23:16</td> <td>Giovanni Amato</td> </tr> <tr> <td> Form_1_Addendum_CHATELS_- SINGLE STOREY.pdf Nov 27, 2025 23:16</td> <td>Giovanni Amato</td> </tr> </tbody> </table>	Document	Uploaded By	PBDB - Metricon.pdf Nov 27, 2025 22:49	Luis Giambattista	PBDB - Metricon - Copy.pdf Nov 27, 2025 22:49	Luis Giambattista	Domestic_Building_Insurance-161596-1 (1).pdf Nov 27, 2025 23:16	Giovanni Amato	37 Godswill Crescent OFFICER VIC 3809 - Report and Consent Decision.pdf Nov 27, 2025 23:16	Giovanni Amato	Form_1_Addendum_CHATELS_- SINGLE STOREY.pdf Nov 27, 2025 23:16	Giovanni Amato	<p>documents from fts online show document versioning</p> <p>FIXED / DEPLOYED 05/12 Jayrex WT TESTING</p>	1.0
Document	Uploaded By														
PBDB - Metricon.pdf Nov 27, 2025 22:49	Luis Giambattista														
PBDB - Metricon - Copy.pdf Nov 27, 2025 22:49	Luis Giambattista														
Domestic_Building_Insurance-161596-1 (1).pdf Nov 27, 2025 23:16	Giovanni Amato														
37 Godswill Crescent OFFICER VIC 3809 - Report and Consent Decision.pdf Nov 27, 2025 23:16	Giovanni Amato														
Form_1_Addendum_CHATELS_- SINGLE STOREY.pdf Nov 27, 2025 23:16	Giovanni Amato														
55	The chat function should allow images to be pasted as client may request question on certain	DEPLOYED 05/12 Mark Atsone	1.0												

No	Items	Matt/WT Comments	Release
	<p>aspects. of a design or confirm items for us to refer to.</p> 	 <p>Tested By Qa -</p> <p>This is working as expected</p>	
56	<p>Please Provide an end to end logic breakdown from the customer placing an order to a amanger assigning a task to an employee to complete/work on said order - LG</p>	<p>to be checked by jayrex 06-01</p>	1.0
57	<p>No ability to place an order on behalf of the client via the FTS user view.</p>	<p>NO ACTION REQUIRED</p> <p>If “Commence Ordering” for the project is set to “No,” the “Add New Record” button in the Project Orders tab will be hidden. Mark Atsone 09/12</p>	1.0

No	Items	Matt/WT Comments	Release
		<p>Mark: FYI: If “Commence Ordering” for the project is set to “No,” the “Add New Record” button in the Project Orders tab will be hidden.</p> <p><i>GIO : This does not answer the question how does and FTS user create and order on a job that isn't at commence ordering.</i></p>	
58	<p>We're unable to generate separate invoices. We've tried multiple times, but it gets stuck on the loading screen.</p> 	<p>TO CHECK Jayrex WT</p> <p>DEPLOYED Mark Atsone 11/12</p> <p>TESTING</p> <p>Tested By QA</p> <p>When i generate the multiple invoices of the project i did project 4952 order - 7675 and 7676 showing on admin portal invoices</p>	1.0
59	<p>The secondary drag and drop area may not be necessary. We can make the 1st upload section bigger and remove the 2nd one as it won't be used when creating new orders.</p>	<p>FTS Team: CONFIRMED</p> <p>Mark WT: DEPLOYED 03/12</p>	1.0

No	Items	Matt/WT Comments	Release
		<p>Tested By QA -</p> <p>2 Option has been removed</p>	
60	Credit card payment won't be required for our clients. What will submitting an ordering be like once removed?		1.0
61	Mark: Resubmitted Flow	<p>projectOrder status</p> <p>Submitted (by Client) - ordered (By FTS)</p> <p>1. rejected (by FTS) - pending-review (by Client) - re-submitted (by FTS) - received (by FTS)</p> <p>2. on-hold (by FTS) - pending-review (by Client) - submitted (by FTS) - received (by FTS)</p>	1.0

No	Items	Matt/WT Comments	Release
		<p>completed (by FTS)</p> <p>/admin-dashboard?crudAction=index&crudControllerFqcn=App%5CController%5CAdmin%5CProjectOrderStatusCrudController</p> <p>Add new project order status = submitted</p> <p>DEPLOYED 04/12</p>	
62	<p>I have customised the “Available Services” to better suit the client’s perspective as a user. I’ve also included descriptions for each service along with some notes. Currently, only a brief view of the notes is visible. Would it be possible to make it so that hovering or clicking on the note expands to show the full description?</p>	<p>04/12</p> <p>Mark Atsone 04/12</p> <p>DEPLOYED 04/12</p> <p>Tested By QA</p> <p>Working when we hover full description is visible</p>	1.0

No

Items

Matt/WT Comments

Release

ADDRESS
LOT BL2 PATTISON ROAD FERNIHURST (BL2\PS833995 - 56)

Available Services

Search services...

FTS Assessment <input type="checkbox"/> Siting, NCC & Estate Guidelines Assessment \$500.00	FTS Re-Assessment <input type="checkbox"/> Siting, NCC & Estate Guidelines Re-Assessment \$12.00	Permit Assessment Review Commence <input type="checkbox"/> Full Review and Ordering of Developer Approval \$23.00
Permit Assessment Review Complete <input type="checkbox"/> Full Review and package ready for Building Permit Application \$234.00	Permit Apply <input type="checkbox"/> Facilitating Building Permit \$100.00	Report & Consent - Siting Matters <input type="checkbox"/> Facilitating Report & Consent for Part 5 Siting \$2,342.00
Report & Consent - Flooding Consent... <input type="checkbox"/> Facilitating Report & Consent for Flooding or Designated Land \$23,423.00	Report & Consent - Build Over Easement (BOE) <input type="checkbox"/> Facilitating Report & Consent for BOE \$2,342.00	Sale Check <input type="checkbox"/> Siting and Restriction Envelope Guidance Outline \$100.00
Protection Works <input type="checkbox"/> Prepare, package and server protection works notices. \$423,543.00	Report & Consent - Septic Approval <input type="checkbox"/> Facilitating Septic Approval \$345,435.00	Planning Permit / Consent <input type="checkbox"/> Facilitate the preparation, submission, and approval of a... \$234,234.00

No	Items	Matt/WT Comments	Release
63	<p>FTS Assessment Generate checklist to be shown once order is Received/Completed. - GENERATE ORIGINAL CHECKLIST</p> <p>FTS Re-Assessment Generate current checklist to be shown once order is Received/Completed.</p> <p>Sale Check - Generate Sale Check.</p> <p>Par Commence - Generate Current Checklist - NOT REQUIRED</p> <p>Par Complete - Generate Current Checklist - NOT REQUIRED</p> <p>Permit Apply - Generate Current Checklist - NOT REQUIRED</p> <p>Note all these orders will not have a communication piece in the ordering page as they will utilise the main project dashboard communication piece.</p> <p>Add generate current checklist button in RFI tab at top right if there ia room</p> <p>It is important that there is away for the client to download RFI items</p>	<p>05/12</p> <p>Jayrex WT (Done Generate Checklist Functionality)</p> <p>villar@whitetower.com.au we need to update</p> <p>UserGroupServices == Order</p> <ol style="list-style-type: none"> 1. FTS Assessment 2. FTS Re-Assessment 3. Sale Check 4. ... <p>https://ordering.ftsonline.com.au/admin-dashboard?crudAction=edit&crudControllerFqcn=App%5CController%5CAdmin%5CUserGroupCrudController&entityId=22&page=1&query=vic</p> <p>DEPLOYED 08/12</p> <p>Update Required</p> <p>DONE Jayrex WT 19/01</p> <p>jayrex@whitetower.com.au this is not done. Please explain steps of how the checklist would</p>	1.0

No

Items

Matt/WT Comments

Release

Example -

Order #7525
Permit Apply

Created
Dec 05, 2025

Ordered
Dec 05, 2025

[View Order Details](#)

Generate Current Check-list

be generated for a SALE CHECK? I have just tested and it does not work.

Jayrex WT 22/01

This has been updated.

FYI:

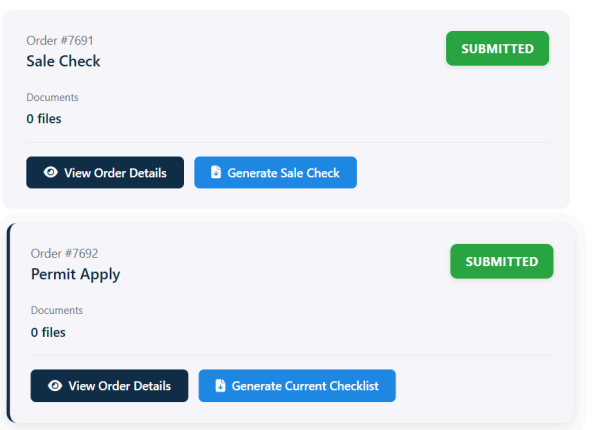
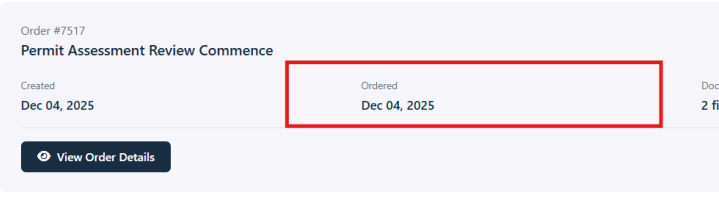
To successfully generate the sale check PDF, the admin must have drafted the STS Checklist Form in the admin panel (Edit Project > Sales Checklist tab), otherwise, a pop up dialog will show the same error/message.

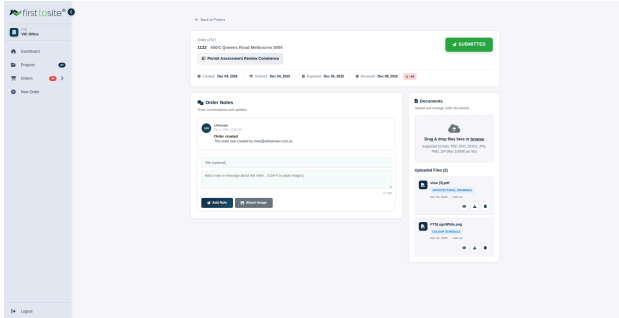
Orders 1 Core Milestone 1 Documents 0 RFI Item [Create New Order](#)

Order #7804
Sale Accept COMPLETED

Ordered Date	Received	Expected Date	Document(s)
21/01/2026	21/01/2026 02:48	22/01/2026 +1d	0 files

[View Order Details](#)

No	Items	Matt/WT Comments	Release
		<p>Checked</p> 	
64	XXX	XXX	1.0
65	<p>When an order is submitted, the system must display both the order date and the forecast date. If the order is later resubmitted, a new forecast date should be generated and shown. Once the order is received, the system must record the received date and calculate whether it was delivered ahead of schedule or delayed (shown as a + or – number of days).</p> 	<p>05/12 DEPLOYED Mark Atsone 06/12</p>	1.0

No	Items	Matt/WT Comments	Release
66	<p>The order submission should also include the details listed in item 65 above, as some information is currently missing.</p> <p>The order page requires some adjustments:</p> <ul style="list-style-type: none"> • The property location does not need to appear on every page. Instead, the document upload and file uploaded should be displayed in that section. • The Quick Actions menu should be removed and above the website header with a clear option to return to the project. • The status labels (Submitted, Ordered, Rejected, Resubmitted) should be colour-coded and displayed in a larger, more prominent format for better visibility. 	<p>05/12</p> <p>DEPLOYED Mark Atsone 06/12</p> <p>https://ordering.ftsonline.com.au/order/7517</p>  <p>Tested By QA</p>	1.0

No

Items

Matt/WT Comments

Release

Order #7517

1122 - 450/1 Queens Road Melbourne 3004 (T7\PS500424)

Permit Assessment Review Commence
Created Dec 04, 2025

[Back to Project](#)

Order Notes
Track conversations and updates

Unknown
Dec 4, 2025, 10:50 AM
Order created
This order was created by mark@whitetower.com.au

Title (optional)

Add a note or message about this order...

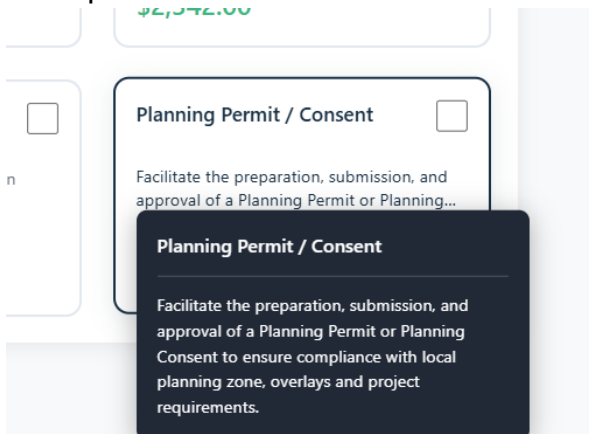
0 / 500

Add Note

Order forecast dates

Back to project somewhere here

No	Items	Matt/WT Comments	Release
	<p>Order #7517</p> <p>1122 - 450/1 Queens Road Melbourne 3004 (T7\PS500424)</p> <p>Permit Assessment Review Commence Created Dec 04, 2025</p> <div data-bbox="459 406 1075 774"> <p>Order Notes Track conversations and updates</p> <p>Unknown Dec 4, 2025, 10:50 AM Order created This order was created by mark@whitetower.com.au</p> <p>Title (optional)</p> <p>Add a note or message about this order...</p> <p>0 / 500</p> <p>Add Note</p> </div> <div data-bbox="459 805 1075 925"> <p>Documents Upload and manage order documents</p> <p></p> </div>		
67	<p>When viewing the service that has a description instead of clicking we should be able to just hover and the box comes up showing the complete</p>	<p>TO DO Mark Atsone 09/12</p> <p>description-tooltip</p> <p>DEPLOYED 09/12</p> <p>Tested By QA</p>	1.0

No	Items	Matt/WT Comments	Release
	<p>description.</p>  <p>The screenshot shows a web form with a section titled 'Planning Permit / Consent'. Below the title is a description: 'Facilitate the preparation, submission, and approval of a Planning Permit or Planning...'. A tooltip is visible over the form, containing the same title and a more detailed description: 'Facilitate the preparation, submission, and approval of a Planning Permit or Planning Consent to ensure compliance with local planning zone, overlays and project requirements.' There are checkboxes on either side of the title.</p>		
68	<p>Option documents not shown. This is required to be shown to the client. The required documents must be provided as a minimum to submit the</p>	<p>Optional Documents These documents will appear in the upload page, but are not required</p> <p>DEPLOYED 09/12 Mark Atsone</p>	1.0

No

Items

Matt/WT Comments

Release

order.

FTS Assessment

Pending

REQUIRED DOCUMENTS

- ✓ Plan of Subdivision
- ✓ Architectural Drawings

Drop files or click to upload

first to site

Confirm Address | Select Orders | Upload Documents | Confirm

Step 3 of 4 - Upload Documents

Upload and assign documents to their corresponding services

REQUIRED DOCUMENTS

- FTS Position Order

OPTIONAL DOCUMENTS

- Order 1
- Order 2
- Order 3

Drop files or click to upload

Documents

Document	Assigned services	Uploaded by	File size	Actions
Project - 1000.pdf				
FTS Position Order	1000-1000-1000	Matt W	112.0 KB	View Download Message Delete

No

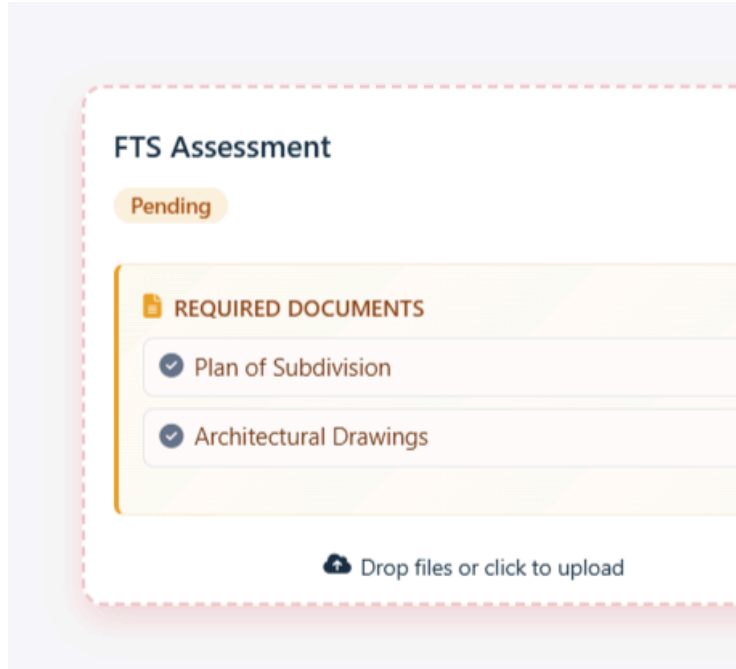
Items

Matt/WT Comments

Release

69

Increase box size

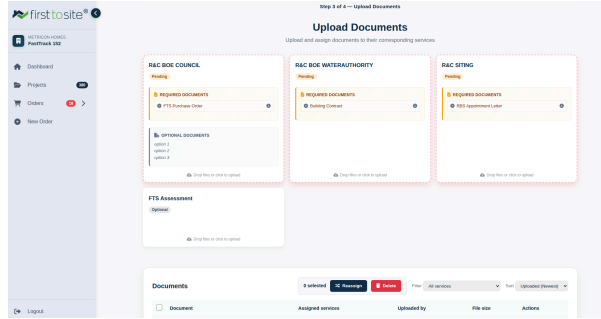


TO DO Mark Atsone 09/12

Currently, 3 Services per row. If we increase the card/box size, would it become 2 Services per row?

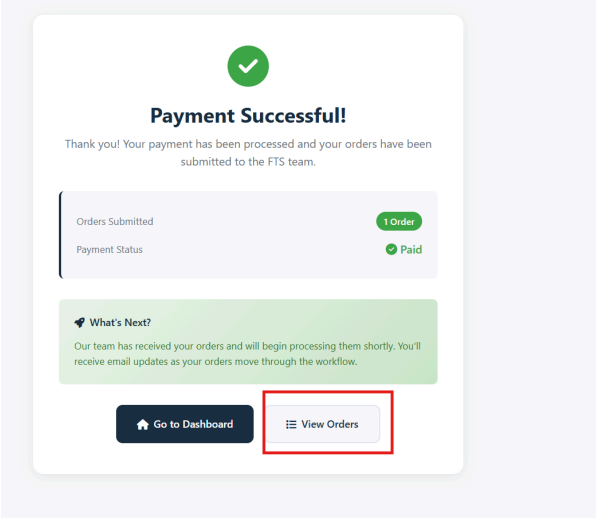
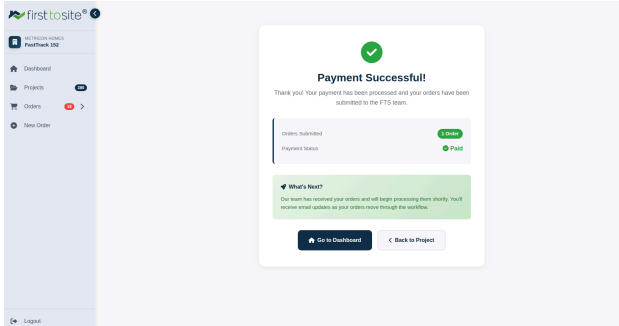
Please confirm if you want me to proceed

TO CONFIRM gio.amato94@gmail.com



GIO Leave it as it is.

1.0

No	Items	Matt/WT Comments	Release
70	<p>View order description to be changed to Back to Project</p> 	<p>DEPLOYED 09/12 Mark Atsone</p>  <p>Tested By QA</p> <p>The Button text has been changed</p>	1.0
71	<p>Once an order is submitted documents can not be deleted, only viewed and downloadable by the</p>	<p>gio.amato94@gmail.com what other order status that we not allow users to delete order documents?</p> <p>For now, I allow users to delete order documents if the order status is pending or rejected. Please advise Mark Atsone 09/12</p> <p>DEPLOYED 09/12 Mark Atsone</p>	1.0

No

Items

Matt/WT Comments

Release

client.

Order #7552
4535 Lot 59 Rothesay Place Greenvale (59\Lp146703 - 2)

FTS Assessment

Ordered: Dec 09, 2025

Documents
Upload and manage order documents

Drag & drop files here or [browse](#)
Supported formats: PDF, DOC, DOCX, JPG, PNG, ZIP (Max 100MB per file)

Uploaded Files (3)

File Name	Type	Uploaded
Deanside_Village_The_Arbour_Design_Guidelines_20240614.pdf	ARCHITECTURAL DRAWINGS	Dec 09, 2025
Deanside_Village_The_Arbour_Design_Guidelines_20240614.pdf	PLAN OF SUBDIVISION	Dec 09, 2025
Grace Design Guidelines.pdf	—	Dec 09, 2025

GIO Documents can be only deleted before the order is submitted.

Tested By QA -

Delete option has been removed

Protectionwork Consultancy

Order Notes
Track conversations and updates

Dec 26, 2025, 10:41 AM
Order created
This order was created by

Title (optional)
Add a note or message about this order. (Ctrl+V to paste images)

Add Note Attach Image

Documents
Upload and manage order documents

Drag & drop files here or [browse](#)
Supported formats: PDF, DOC, DOCX, JPG, PNG, ZIP (Max 100MB per file)

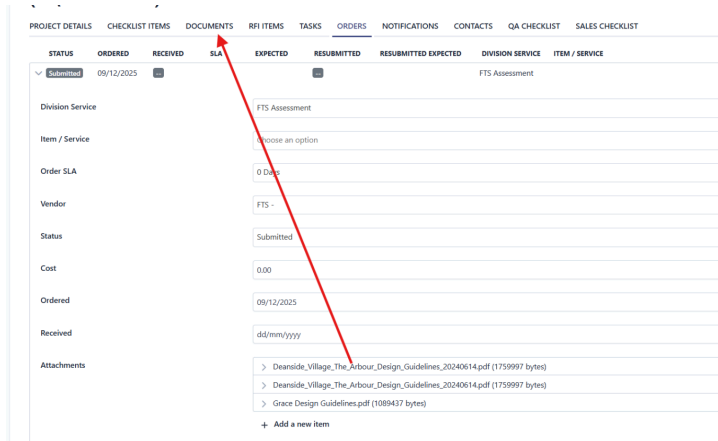
Uploaded Files (1)

147A3469.jpg
883 APPOINTMENT LETTER
Dec 26, 2025 - gubler@protectionwork.com

No	Items	Matt/WT Comments	Release
72	<p>Expected date of completion to be shown with a submitted order.</p>  	<p>DEPLOYED 09/12 Mark Atsone</p> <p>See explanation below, please confirm and let us know if you need changes: The expected date will not display for submitted orders when: Both expectedDate and resubmittedExpectedDate are empty or null The template only shows the expected date section when displayExpectedDate has a value.</p> <p>The order status is "submitted" The condition checks whether those date fields exist. If neither date is set in the database for that specific order, the expected date will not appear.</p> <p>Here's the logic being used:</p> <pre>{% set displayExpectedDate = order.resubmittedExpectedDate ?: order.expectedDate %} {% if displayExpectedDate %} {# Shows Expected Date here #} {% endif %}</pre> <p>In this case, the submitted order is not showing an expected date because both expectedDate and resubmittedExpectedDate in the database are likely null. Mark Atsone 09/12</p>	1.0

73

Documents uploaded to the order must be linked to our document section including their document section as well.



Mark: Currently:

- **Project Documents** are shown in the **Project Documents tab**.
- **Order Attachments** (a different entity called *ProjectOrderAttachments*) are shown in the **Orders tab**.

Just to clarify, would you like to **combine** Project Documents and Order Attachments into a single list, or display them together? Please confirm.

GIO: No, the logic works as follows:

The client submits an FTS assessment or a Developer Approval order along with 5 documents.

The 5 documents will appear in the Order Submitted page exactly as submitted.

The same 5 documents will also appear in the Client Documents section.

Additionally, they will appear in FTS Documents section only

If a document is deleted or status changes, it only affects FTS Documents tab and Client Documents tab. The Order Submitted page will remain unchanged and will still display all originally submitted documents only. This

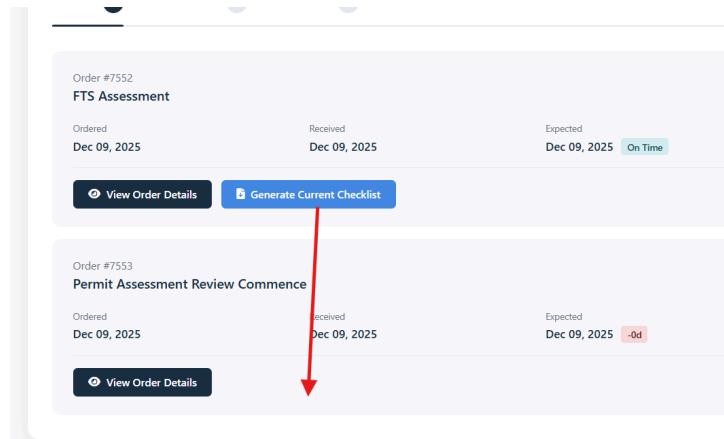
1.0

No	Items	Matt/WT Comments	Release
		<p>should not be deleted and is exposed to show the client what we used to provide the assessment.</p> <p>FTS must be able to categorise and change the status of the documents provided in the order as well as version control each document when a new document is uploaded.</p> <p>DEPLOYED 23/12 Mark Atsone</p> <p>Tested By QA - As per my understanding on this i have tested the the documents which I have added on particular order that is present in Documentation section of admin dashboard</p>	

No	Items	Matt/WT Comments	Release														
74	<p>We have completed ready to review items but it still shows as Ready to Review on custom view</p> <p>Orders 1 Documents 0 RFI Items 6</p> <table border="1"> <thead> <tr> <th>STATUS</th> <th>TITLE / NAME</th> </tr> </thead> <tbody> <tr> <td>Pending</td> <td>LPOD provided Legal Point of Discharge (LPOD) information</td> </tr> <tr> <td>Pending</td> <td>Regulation 75 - Building height Building Regulation 75 - Profiles</td> </tr> <tr> <td>Pending</td> <td>Regulation 77 - Permeability Regulation 77 (2) Permeability</td> </tr> <tr> <td>Pending</td> <td>Regulation 83 - Overshadowing of recreational private open space Building Regulation 83 - Overshadowing of recreational private open space shadow cast requirements</td> </tr> <tr> <td>Ready for review</td> <td>Building Contract provided Building Contract</td> </tr> <tr> <td>Ready for review</td> <td>Section 173 Agreement provided Section 173 Agreement(s)</td> </tr> </tbody> </table>	STATUS	TITLE / NAME	Pending	LPOD provided Legal Point of Discharge (LPOD) information	Pending	Regulation 75 - Building height Building Regulation 75 - Profiles	Pending	Regulation 77 - Permeability Regulation 77 (2) Permeability	Pending	Regulation 83 - Overshadowing of recreational private open space Building Regulation 83 - Overshadowing of recreational private open space shadow cast requirements	Ready for review	Building Contract provided Building Contract	Ready for review	Section 173 Agreement provided Section 173 Agreement(s)	<p>TO be checked Mark Atsone 09/12</p> <p>gio.amato94@gmail.com Please make sure that after clicking the Submit or Edit button on the project, the changes are actually saved. I discovered that there is a validation in the order that may be preventing the updates from being applied. Kindly confirm. Mark Atsone09/12</p>	1.0
STATUS	TITLE / NAME																
Pending	LPOD provided Legal Point of Discharge (LPOD) information																
Pending	Regulation 75 - Building height Building Regulation 75 - Profiles																
Pending	Regulation 77 - Permeability Regulation 77 (2) Permeability																
Pending	Regulation 83 - Overshadowing of recreational private open space Building Regulation 83 - Overshadowing of recreational private open space shadow cast requirements																
Ready for review	Building Contract provided Building Contract																
Ready for review	Section 173 Agreement provided Section 173 Agreement(s)																

75

Not shown on par assessment review -



09/12 Mark Atsone

gio.amato94@gmail.com base on #63

The logic to show the button is based on the order/service name

FTS Assessment
FTS Re-Assessment

Par Commence
Par Complete
Permit Apply

So Par means Permit Assessment Review

So we add:
Permit Assessment Review Commence
Permit Assessment Review Complete

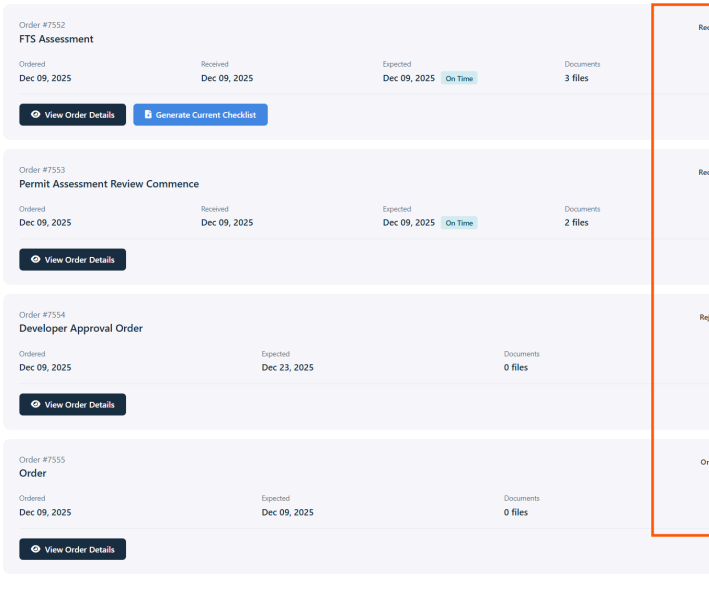
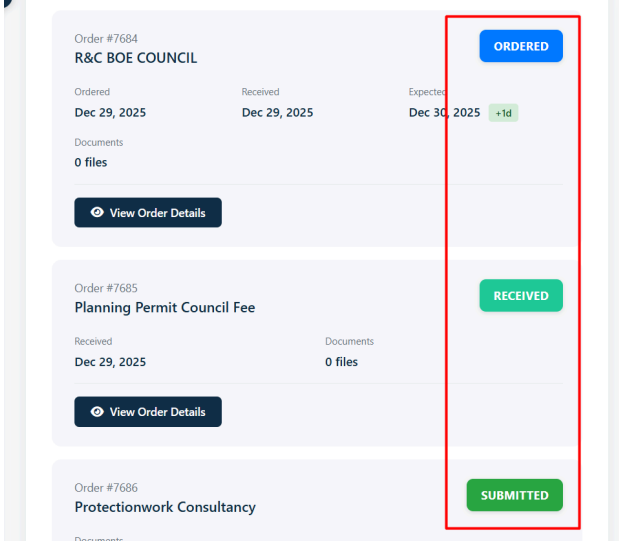
DEPLOYED Mark Atsone 09/12

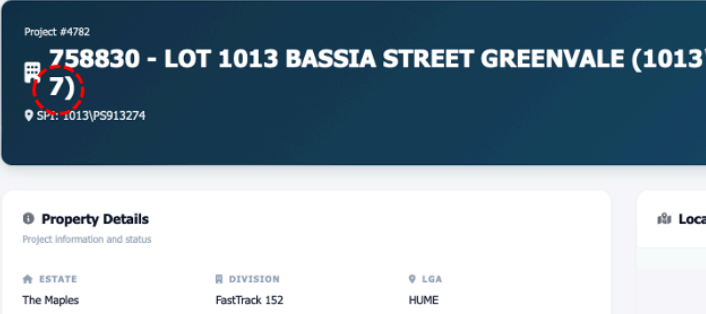
GIO: The logic for showing the button is currently based on the order/service name:


- FTS Assessment **YES**
- FTS Re-Assessment **YES**
- Sale Check **NO**
- Par Commence **YES**
- Par Complete **YES**
- Permit Apply **YES**

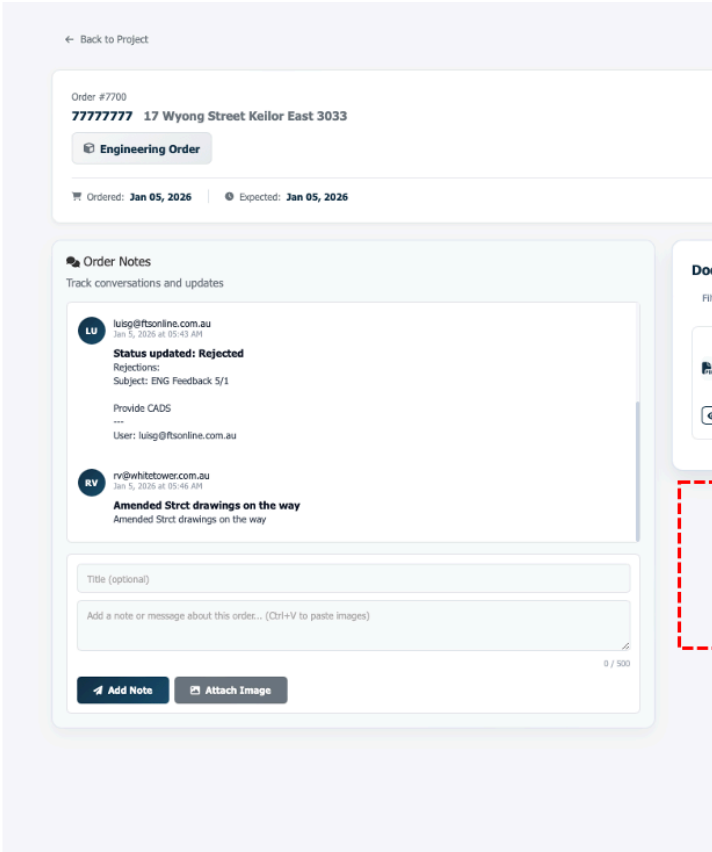
“Par” means Permit Assessment Review.


1.0

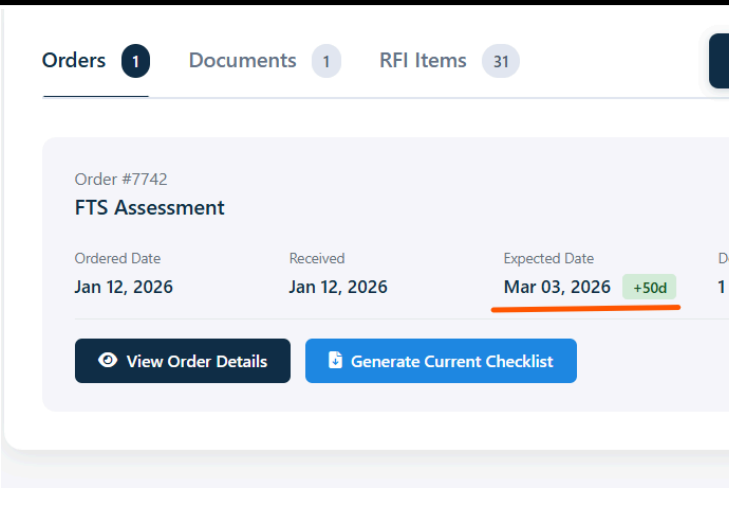
No	Items	Matt/WT Comments	Release
		<p>We are adding the following:</p> <ul style="list-style-type: none"> ● Permit Assessment Review Commence - This is the same as PAR COMMENCE ● Permit Assessment Review Complete - This is the same as PAR Complete 	
76	<p>increase size and colour code</p> 	<p>DEPLOYED 09/12 Mark Atsone</p> <p>#63</p> <p>Tested By QA</p> 	1.0

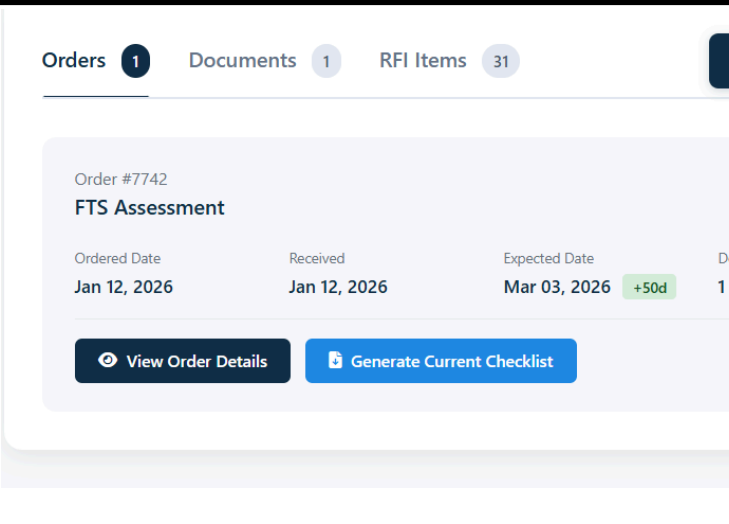
No	Items	Matt/WT Comments	Release
77	<p>Please review all pagination to ensure we don't turn over text or numbers such as this example below.</p>  <p>The screenshot shows a project card with a dark blue header. The text on the card includes 'Project #4782', '758830 - LOT 1013 BASSIA STREET GREENVALE (1013)', and 'SP: :013\PS913274'. A red circle highlights the number '7' in the project title. Below the header, there is a 'Property Details' section with sub-headers for 'ESTATE', 'DIVISION', and 'LGA'. Under 'ESTATE', it says 'The Maples'. Under 'DIVISION', it says 'FastTrack 152'. Under 'LGA', it says 'HUME'.</p>	<p>Jayrex WT Updates 06/01:</p> <ul style="list-style-type: none"> <input checked="" type="checkbox"/> Project Title <input checked="" type="checkbox"/> Service cards <input type="checkbox"/> .. 	1.0

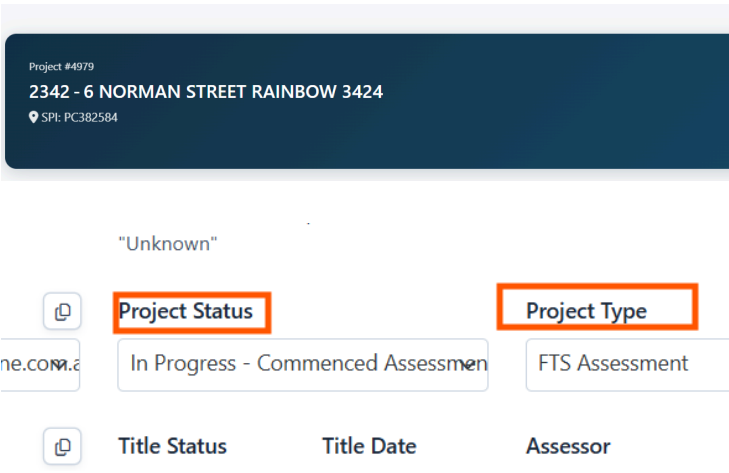
No	Items	Matt/WT Comments	Release
78	<p data-bbox="360 300 1070 371">Please see mark up below: Changes to FTS User functionality</p> 	<p data-bbox="1104 272 1507 304">Jayrex WT Updates 06/01:</p> <ul data-bbox="1155 316 1805 467" style="list-style-type: none"> <input checked="" type="checkbox"/> Expose service type in the admin interface <input checked="" type="checkbox"/> Automatically update the order status to "Received" when a project reaches "Assessment Completed" <p data-bbox="1104 512 1839 655">Clarification: Should this behaviour apply only to FTS Assessment orders, or also to FTS Re-Assessment orders?</p> <p data-bbox="1104 703 1767 775">MB yes except for FTS assessment completed button</p>	1.0

No	Items	Matt/WT Comments	Release
79	<p>Need ability to add docs to rejected Orders that may also accompany a 'note'</p>  <p>The screenshot shows a web interface for an order. At the top, it says 'Order #7700' and '17 Wyong Street Keilor East 3033'. Below that is a button for 'Engineering Order'. It shows the order was placed on 'Jan 05, 2026' and is expected on 'Jan 05, 2026'. The 'Order Notes' section contains two entries: one from 'luisg@fsonline.com.au' stating 'Status updated: Rejected' with subject 'ENG Feedback 5/1' and request 'Provide CAD5', and another from 'ry@whittower.com.au' stating 'Amended Strct drawings on the way'. At the bottom, there is a form to 'Add Note' and 'Attach Image'.</p>	<p>Jayrex WT Updates 06/01:</p> <ul style="list-style-type: none"> <input checked="" type="checkbox"/> Display upload document interface in Rejected orders 	1.0

No	Items	Matt/WT Comments	Release
80	<p>The time stamp also needs to be updated UTC - currently shows AM. (MB)</p> 	assigned Jayrex WT 12/01	1.0
81	<p>The SLA for FTS assessments should be set to automatically 48 hours, with the added capability to define SLAs based on division or builder type. (G.A 12/1)</p>	assigned Jayrex WT 12/01	1.0

No	Items	Matt/WT Comments	Release
			
82	The status received should be completed. (G.A 12/1)	<p>assigned Mark Atsone 12/01</p> <p>Updated the ordering UI so the received status is still used in logic, but all user-facing labels now read “Completed” in the sidebar, order views/lists, confirmation messaging, and the customer project orders tab.</p> <p>DEPLOYED</p>	1.0

No	Items	Matt/WT Comments	Release
			
83	<p>Project Status & Project Type We need a single, consistent status for each project. The main project activities are:</p> <ul style="list-style-type: none"> ● Sale Check ● FTS Assessment ● FTS Re-Assessment ● PAR Commence ● PAR Complete ● Developer Approval Ready ● Permit Ready ● Permit Applied ● Permit Issued 	<p>luisg@ftsonline.com.au matthewb@ftsonline.com.au provide your thoughts.</p> <p>mark@whitetower.com.au Please hold off and work on this but think about it and how it would work better and provide your feedback. We will let you know if to go ahead with this change as it will also change our platform.</p> <p>12/1/26 LG and MB agree with the main milestones</p> <p>Jayrex WT 12/01: FYI team, Mark and I will be working on this together.</p>	1.0

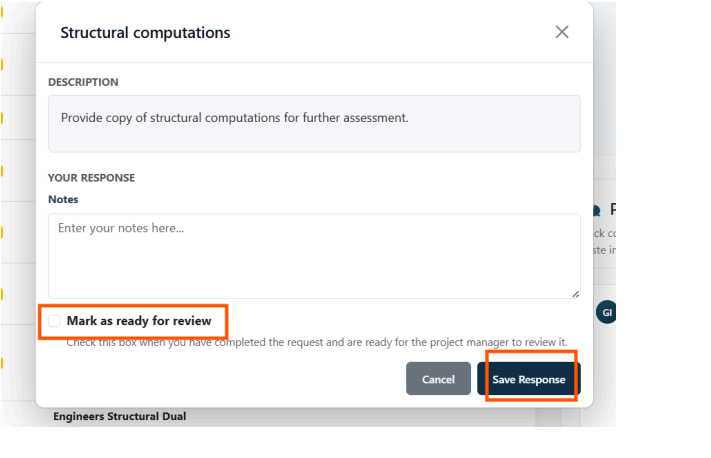
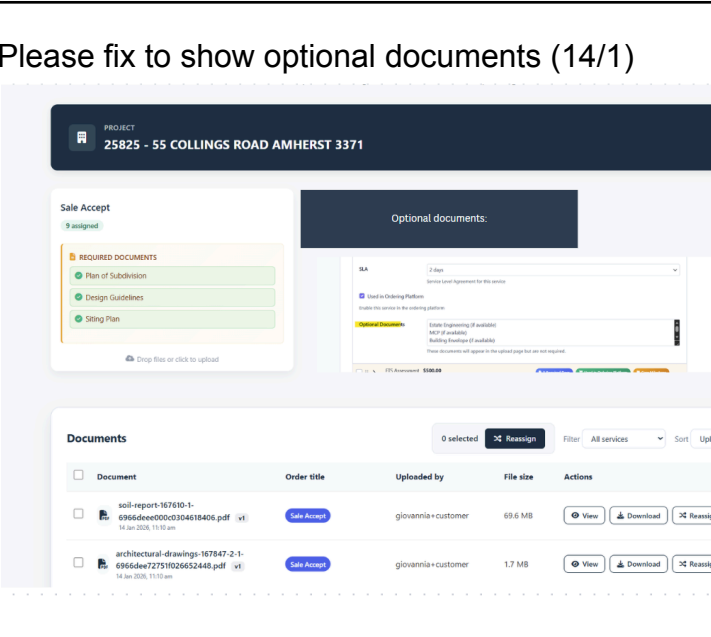
No	Items	Matt/WT Comments	Release
	<p>These represent the core milestones of a project. Additional orders, such as R&C or Protection Works, are simple orders and do not affect the overall project status. (G.A 12.1)</p>  <p>The screenshot shows a project header for '2342 - 6 NORMAN STREET RAINBOW 3424'. Below it, a status field labeled 'Project Status' is highlighted in orange and contains the text 'In Progress - Commenced Assessment'. A 'Project Type' field, also highlighted in orange, contains 'FTS Assessment'. Below these are columns for 'Title Status', 'Title Date', and 'Assessor'.</p>	<p>Based on your description, I've assumed the listed items represent Services/Order items. To provide a single, consistent project status, I propose introducing Core Milestone, aligned with those activities.</p> <ul style="list-style-type: none"> Define the core services (obtained - the list) Service.isCoreMilestone = true/false Introduce a "Core Milestone" Project Status Derive the project's displayed status getDisplayStatus() return "FTS Assessment - Core Milestone" getCoreMilestoneOrder() <p>How this would work:</p> <ul style="list-style-type: none"> Existing Project Status remains for operational/admin use Projects with core services will surface a Core Milestone status that is: <ul style="list-style-type: none"> Automatically derived from orders Not manually selectable Always consistent with the project's current lifecycle stage (following the current order from the list) Display format: <ul style="list-style-type: none"> <i>[Service / Order Title] – Core Milestone</i> e.g. <i>FTS Assessment – Core Milestone</i>, <i>Permit Applied – Core Milestone</i> <p>This approach:</p>	

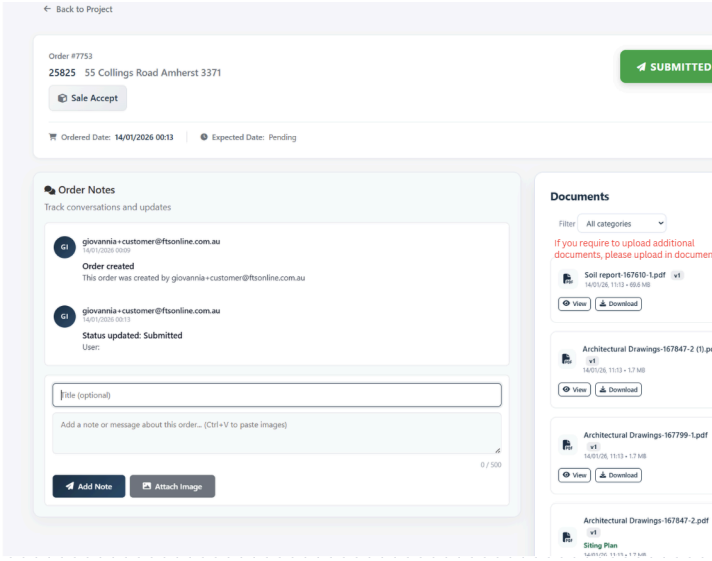
No	Items	Matt/WT Comments	Release
		<ul style="list-style-type: none"> • Does not affect add-on orders (e.g. R&C, Protection Works) • Requires no manual status management • Minimizes impact to existing workflows <p>Please let us know if this direction aligns with your expectation or if you'd like it adjusted.</p> <p>Jayrex WT 13/01:</p> <p>We have now deployed the initial implementation of the Core Milestone.</p> <p>Core Milestone workflow</p> <ul style="list-style-type: none"> • Define the core services in the User Group settings • Create or select a project (ordering portal) • Select the core service(s) when creating a new order in the ordering platform • After submitting an order, open the project in the Admin Portal (Project Details tab) <ul style="list-style-type: none"> • You should see the project status displayed as: [Service Name] – Core Milestone <p>Note: The Project Status field is intentionally disabled when the status is Core Milestone, as this status is system-derived and not manually editable.</p> <p>Clarifications required for the next development phase</p> <p>To proceed with the full implementation, we need to confirm the following:</p> <ol style="list-style-type: none"> 1. Single lifecycle stage 	

No	Items	Matt/WT Comments	Release
		<ul style="list-style-type: none"> • Only one Core Milestone stage can be shown at a time. • If a project contains multiple core service orders, how should we determine the final Service Name / Lifecycle Stage to display? <p>2. Ordering / priority of core services</p> <ul style="list-style-type: none"> • We propose using the order positioning defined in the User Group settings (top -> bottom) to determine priority. • Please confirm if this ordering should define which core service takes precedence. <p>3. Qualifying order statuses</p> <ul style="list-style-type: none"> • Which order statuses should be considered valid for a core service to represent the current lifecycle stage? • For example: received, completed, finalised, etc. <p>4. Derivation rule confirmation</p> <ul style="list-style-type: none"> • Based on the above, our proposed derivation logic is: <ul style="list-style-type: none"> • Core service priority (User Group order position) • Filtered by qualifying order statuses <p>Please let us know if this aligns with your expectations, or if you'd like to adjust any of these rules before we proceed further.</p>	
84	RFI Items - the heading is as per our RFI Checklist which should not be shown it should be the RFI heading as per the generated checklist.	<p>assigned Mark Atsone 12/01</p> <p>Updated the customer project RFI tab to show only the generated RFI heading (rfi.name) and stop displaying the checklist item name.</p>	1.0

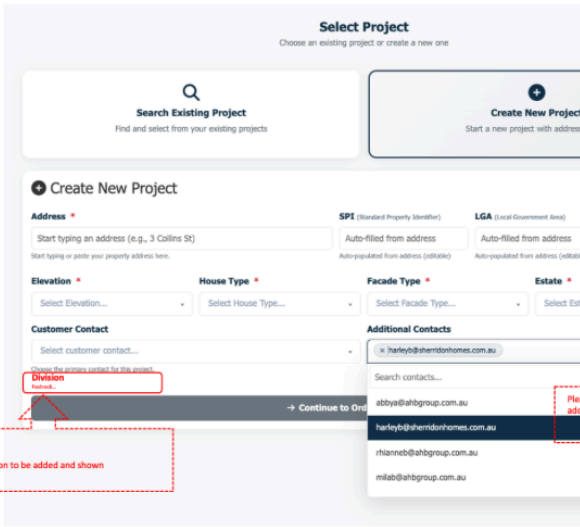
No	Items	Matt/WT Comments	Release																																													
	<table border="1"> <thead> <tr> <th data-bbox="421 300 465 323">☐</th> <th data-bbox="465 300 568 323">STATUS</th> <th data-bbox="568 300 846 323">TITLE / NAME</th> <th data-bbox="846 300 958 323">CREATED</th> <th data-bbox="958 300 1093 323">UPDATED</th> </tr> </thead> <tbody> <tr> <td data-bbox="421 347 465 371">☐</td> <td data-bbox="465 347 568 371">Pending</td> <td data-bbox="568 347 846 387">Building Contract provided Building Contract</td> <td data-bbox="846 347 958 371">12/01/2026</td> <td data-bbox="958 347 1093 371">12/01/2026</td> </tr> <tr> <td data-bbox="421 403 465 427">☐</td> <td data-bbox="465 403 568 427">Pending</td> <td data-bbox="568 403 846 443">RBS Appointment Letter provided RBS Form</td> <td data-bbox="846 403 958 427">12/01/2026</td> <td data-bbox="958 403 1093 427">12/01/2026</td> </tr> <tr> <td data-bbox="421 475 465 499">☐</td> <td data-bbox="465 475 568 499">Pending</td> <td data-bbox="568 475 846 515">Domestic Building Insurance provided Warranty insurance</td> <td data-bbox="846 475 958 499">12/01/2026</td> <td data-bbox="958 475 1093 499">12/01/2026</td> </tr> <tr> <td data-bbox="421 547 465 571">☐</td> <td data-bbox="465 547 568 571">Pending</td> <td data-bbox="568 547 846 587">Proof of Ownership provided Proof of ownership</td> <td data-bbox="846 547 958 571">12/01/2026</td> <td data-bbox="958 547 1093 571">12/01/2026</td> </tr> <tr> <td data-bbox="421 619 465 643">☐</td> <td data-bbox="465 619 568 643">Pending</td> <td data-bbox="568 619 846 659">Certificate of Title Documents provided Title Pack</td> <td data-bbox="846 619 958 643">12/01/2026</td> <td data-bbox="958 619 1093 643">12/01/2026</td> </tr> <tr> <td data-bbox="421 691 465 715">☐</td> <td data-bbox="465 691 568 715">Pending</td> <td data-bbox="568 691 846 730">Re-Establishment Survey provided Feature survey</td> <td data-bbox="846 691 958 715">12/01/2026</td> <td data-bbox="958 691 1093 715">12/01/2026</td> </tr> <tr> <td data-bbox="421 746 465 770">☐</td> <td data-bbox="465 746 568 770">Pending</td> <td data-bbox="568 746 846 786">Architectural Drawings provided Final drawings</td> <td data-bbox="846 746 958 770">12/01/2026</td> <td data-bbox="958 746 1093 770">12/01/2026</td> </tr> <tr> <td data-bbox="421 802 465 826">☐</td> <td data-bbox="465 802 568 826">Pending</td> <td data-bbox="568 802 846 842">Architectural Drawings provided CAD files</td> <td data-bbox="846 802 958 826">12/01/2026</td> <td data-bbox="958 802 1093 826">12/01/2026</td> </tr> </tbody> </table>	☐	STATUS	TITLE / NAME	CREATED	UPDATED	☐	Pending	Building Contract provided Building Contract	12/01/2026	12/01/2026	☐	Pending	RBS Appointment Letter provided RBS Form	12/01/2026	12/01/2026	☐	Pending	Domestic Building Insurance provided Warranty insurance	12/01/2026	12/01/2026	☐	Pending	Proof of Ownership provided Proof of ownership	12/01/2026	12/01/2026	☐	Pending	Certificate of Title Documents provided Title Pack	12/01/2026	12/01/2026	☐	Pending	Re-Establishment Survey provided Feature survey	12/01/2026	12/01/2026	☐	Pending	Architectural Drawings provided Final drawings	12/01/2026	12/01/2026	☐	Pending	Architectural Drawings provided CAD files	12/01/2026	12/01/2026	<p>DEPLOYED</p>	
☐	STATUS	TITLE / NAME	CREATED	UPDATED																																												
☐	Pending	Building Contract provided Building Contract	12/01/2026	12/01/2026																																												
☐	Pending	RBS Appointment Letter provided RBS Form	12/01/2026	12/01/2026																																												
☐	Pending	Domestic Building Insurance provided Warranty insurance	12/01/2026	12/01/2026																																												
☐	Pending	Proof of Ownership provided Proof of ownership	12/01/2026	12/01/2026																																												
☐	Pending	Certificate of Title Documents provided Title Pack	12/01/2026	12/01/2026																																												
☐	Pending	Re-Establishment Survey provided Feature survey	12/01/2026	12/01/2026																																												
☐	Pending	Architectural Drawings provided Final drawings	12/01/2026	12/01/2026																																												
☐	Pending	Architectural Drawings provided CAD files	12/01/2026	12/01/2026																																												
85	<p>It would be better to also enable when the click the item is marked off in lieu of having to directly click the box.</p>	<p>assigned Mark Atsone 12/01</p> <p>Toggle RFI selection on row click</p> <p>DEPLOYED</p>	1.0																																													

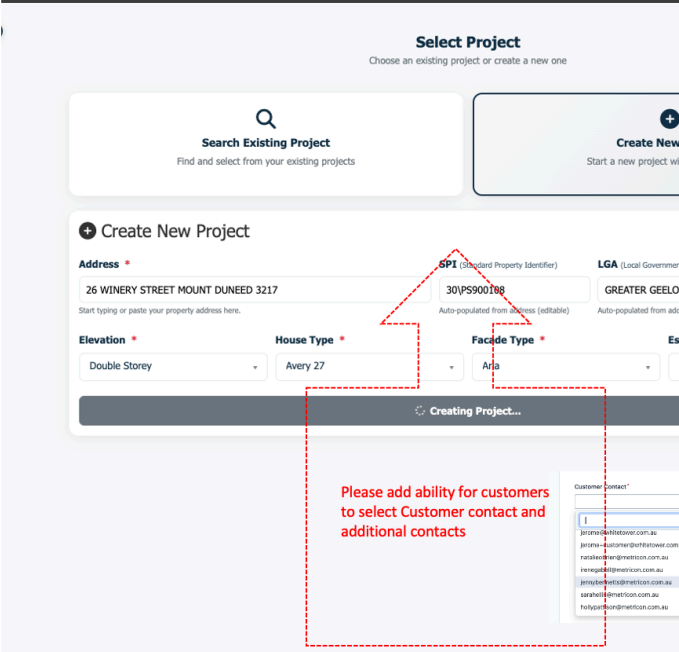
No	Items	Matt/WT Comments	Release																																													
	<table border="1"> <thead> <tr> <th><input type="checkbox"/></th> <th>STATUS</th> <th>TITLE / NAME</th> <th>CREATED</th> <th>UPD</th> </tr> </thead> <tbody> <tr> <td><input checked="" type="checkbox"/></td> <td>Pending</td> <td>Building Contract provided Building Contract</td> <td>12/01/2026</td> <td>12/0</td> </tr> <tr> <td><input type="checkbox"/></td> <td>Pending</td> <td>RBS Appointment Letter provided RBS Form</td> <td>12/01/2026</td> <td>12/0</td> </tr> <tr> <td><input type="checkbox"/></td> <td>Pending</td> <td>Domestic Building Insurance provided Warranty insurance</td> <td>12/01/2026</td> <td>12/0</td> </tr> <tr> <td><input type="checkbox"/></td> <td>Pending</td> <td>Proof of Ownership provided Proof of ownership</td> <td>12/01/2026</td> <td>12/0</td> </tr> <tr> <td><input type="checkbox"/></td> <td>Pending</td> <td>Certificate of Title Documents provided Title Pack</td> <td>12/01/2026</td> <td>12/0</td> </tr> <tr> <td><input type="checkbox"/></td> <td>Pending</td> <td>Re-Establishment Survey provided Feature survey</td> <td>12/01/2026</td> <td>12/0</td> </tr> <tr> <td><input type="checkbox"/></td> <td>Pending</td> <td>Architectural Drawings provided Final drawings</td> <td>12/01/2026</td> <td>12/0</td> </tr> <tr> <td><input type="checkbox"/></td> <td>Pending</td> <td>Architectural Drawings provided CAD files</td> <td>12/01/2026</td> <td>12/0</td> </tr> </tbody> </table>	<input type="checkbox"/>	STATUS	TITLE / NAME	CREATED	UPD	<input checked="" type="checkbox"/>	Pending	Building Contract provided Building Contract	12/01/2026	12/0	<input type="checkbox"/>	Pending	RBS Appointment Letter provided RBS Form	12/01/2026	12/0	<input type="checkbox"/>	Pending	Domestic Building Insurance provided Warranty insurance	12/01/2026	12/0	<input type="checkbox"/>	Pending	Proof of Ownership provided Proof of ownership	12/01/2026	12/0	<input type="checkbox"/>	Pending	Certificate of Title Documents provided Title Pack	12/01/2026	12/0	<input type="checkbox"/>	Pending	Re-Establishment Survey provided Feature survey	12/01/2026	12/0	<input type="checkbox"/>	Pending	Architectural Drawings provided Final drawings	12/01/2026	12/0	<input type="checkbox"/>	Pending	Architectural Drawings provided CAD files	12/01/2026	12/0		
<input type="checkbox"/>	STATUS	TITLE / NAME	CREATED	UPD																																												
<input checked="" type="checkbox"/>	Pending	Building Contract provided Building Contract	12/01/2026	12/0																																												
<input type="checkbox"/>	Pending	RBS Appointment Letter provided RBS Form	12/01/2026	12/0																																												
<input type="checkbox"/>	Pending	Domestic Building Insurance provided Warranty insurance	12/01/2026	12/0																																												
<input type="checkbox"/>	Pending	Proof of Ownership provided Proof of ownership	12/01/2026	12/0																																												
<input type="checkbox"/>	Pending	Certificate of Title Documents provided Title Pack	12/01/2026	12/0																																												
<input type="checkbox"/>	Pending	Re-Establishment Survey provided Feature survey	12/01/2026	12/0																																												
<input type="checkbox"/>	Pending	Architectural Drawings provided Final drawings	12/01/2026	12/0																																												
<input type="checkbox"/>	Pending	Architectural Drawings provided CAD files	12/01/2026	12/0																																												
86	<p>I suggest removing the separate “Mark as Ready to Review” step. Instead, we could combine “Save Response” and “Mark as Ready for Review” into a single “Save & Mark Ready to Review” button. This would reduce clicks and streamline the workflow. (G.A 12/1)</p>	<p>assigned Mark Atsone 12/01</p> <p>“Save Response” now always marks the RFI as Ready for Review; checkbox removed and button text updated</p> <p>DEPLOYED</p>	1.0																																													

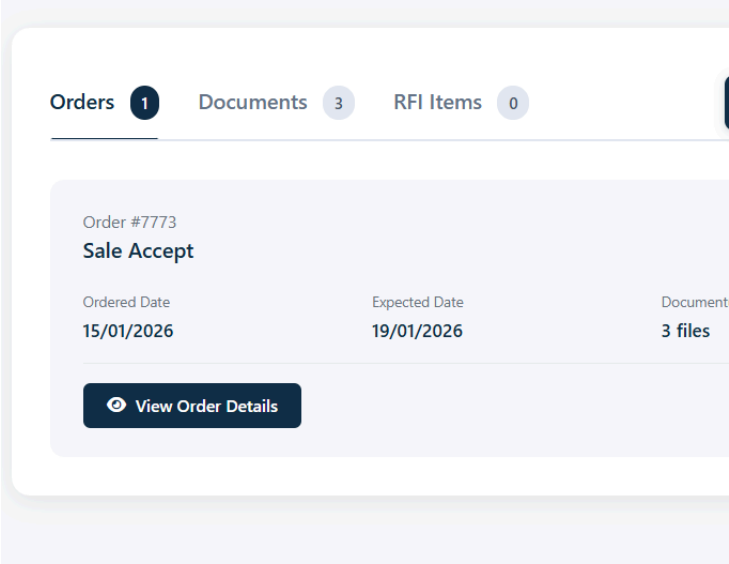
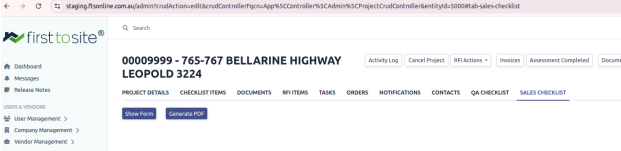
No	Items	Matt/WT Comments	Release															
	 <p>Structural computations</p> <p>DESCRIPTION</p> <p>Provide copy of structural computations for further assessment.</p> <p>YOUR RESPONSE</p> <p>Notes</p> <p>Enter your notes here...</p> <p>Mark as ready for review</p> <p>Check this box when you have completed the request and are ready for the project manager to review it.</p> <p>Cancel Save Response</p> <p>Engineers Structural Dual</p>																	
87	<p>Please fix to show optional documents (14/1)</p>  <p>PROJECT 25825 - 55 COLLINGS ROAD AMHERST 3371</p> <p>Sale Accept 9 assigned</p> <p>REQUIRED DOCUMENTS</p> <ul style="list-style-type: none"> Plan of Subdivision Design Guidelines Siting Plan <p>Optional documents:</p> <p>SA</p> <p>Use is Ordering Platform</p> <p>Upload Documents</p> <p>Documents</p> <table border="1"> <thead> <tr> <th>Document</th> <th>Order title</th> <th>Uploaded by</th> <th>File size</th> <th>Actions</th> </tr> </thead> <tbody> <tr> <td><input type="checkbox"/></td> <td>soil-report-167610-1-6966dee00c3104618406.pdf v1</td> <td>giovanna+customer</td> <td>69.6 MB</td> <td>View Download Reassign</td> </tr> <tr> <td><input type="checkbox"/></td> <td>architectural-drawings-167847-2-1-6966dee72751026652448.pdf v1</td> <td>giovanna+customer</td> <td>1.7 MB</td> <td>View Download Reassign</td> </tr> </tbody> </table>	Document	Order title	Uploaded by	File size	Actions	<input type="checkbox"/>	soil-report-167610-1-6966dee00c3104618406.pdf v1	giovanna+customer	69.6 MB	View Download Reassign	<input type="checkbox"/>	architectural-drawings-167847-2-1-6966dee72751026652448.pdf v1	giovanna+customer	1.7 MB	View Download Reassign	<p>mark@whitetower.com.au</p> <p>related to # 18</p> <p>DEPLOYED</p>	1.0
Document	Order title	Uploaded by	File size	Actions														
<input type="checkbox"/>	soil-report-167610-1-6966dee00c3104618406.pdf v1	giovanna+customer	69.6 MB	View Download Reassign														
<input type="checkbox"/>	architectural-drawings-167847-2-1-6966dee72751026652448.pdf v1	giovanna+customer	1.7 MB	View Download Reassign														

No	Items	Matt/WT Comments	Release
88	<p>Please provide a note so the client is aware of how to upload and missed documents. (14/1)</p>  <p>The screenshot shows a web application interface for an order. At the top, it displays 'Order #7753' and '25825 55 Collings Road Amherst 3371'. A green 'SUBMITTED' button is visible. Below this, there are 'Order Notes' and a 'Documents' section. The 'Documents' section lists several files for upload, including 'Soil report-167610-1.pdf', 'Architectural Drawings-167847-2 (1).p...', 'Architectural Drawings-167799-1.pdf', and 'Architectural Drawings-167847-2.pdf'. A red warning message states: 'If you require to upload additional documents, please upload in document tabs'.</p>	<p>mark@whitetower.com.au</p> <p>Note with link that redirects to the project page - document tabs</p> <p>DEPLOYED</p>	1.0
89	<p>Enable drag and drop feature to document tab for client to upload documents as the complete the RFI (14/1)</p>	<p>mark@whitetower.com.au</p> <p>DEPLOYED</p> <p>I also enable the reassign and delete feature</p>	1.0

No	Items	Matt/WT Comments	Release
90	<p>allow clients to add new estate types during order creation when the fuzzy lookup doesn't find a match.</p> <p>Example below is this new project at 15 Verbena Street is in an estate named 'Coast Rise' but our current FTS database of estates does not include this, so given we have a fuzzy look up in the fields in question, can we please allow clients to add a new estate name at order creation to ensure they can continue to place the order.</p> <p>by MB 14/01</p>	<p>Mark Atsone DEPLOYED</p>	<p>1.0</p>

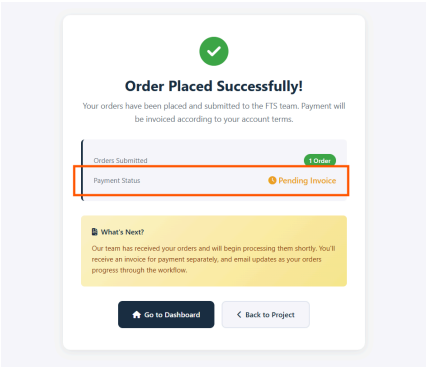
No	Items	Matt/WT Comments	Release
91	<p>Please add the ability for customers to nominate the contact/s and additional contacts as per the current system function please. Add to page one of order as shown below. by MB 15/1</p> <p>Hi Guys</p> <p>Sorry, take two on #91 please. 2 changes as per below. Jayrex, in Mark's absence are you able to</p> 	<p>Mark Atsone DEPLOYED</p> <p>15/1 Hi guys, new image image with final change for this one. As per image.</p> <ol style="list-style-type: none"> 1. ability for customer to select divisions 2. ability in additional contact field to add multiple contacts. MB 	1.0

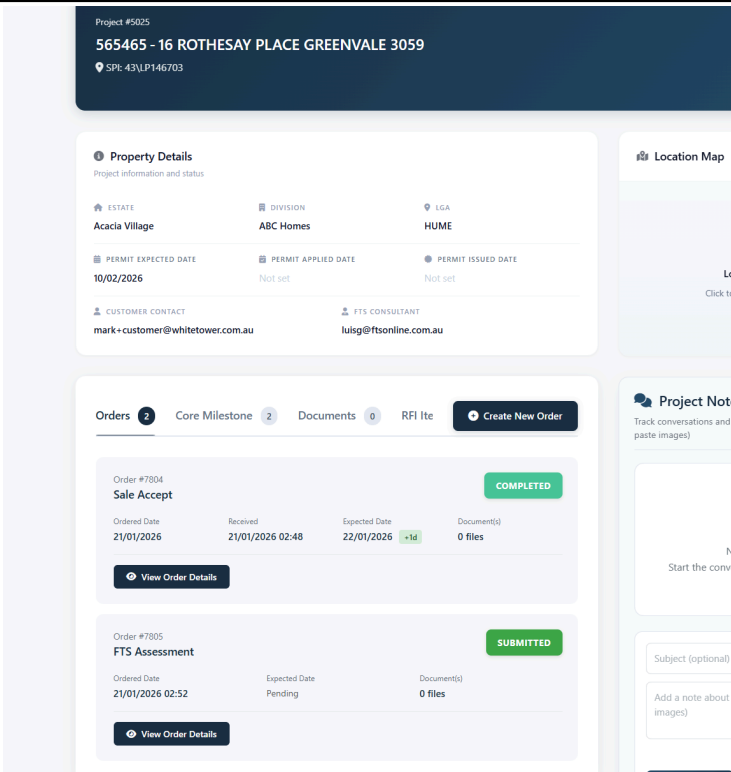
No	Items	Matt/WT Comments	Release
	 <p>Please add ability for customers to select Customer contact and additional contacts</p>		
92	Please add status Completed to orders (G.A 16/1)	<p>assigned Mark Atsone</p> <p>With this new status being requested, I need to revert the previous request on #82 Status “Received” should display as “Received,” not “Completed.” Mark Atsone16/01</p> <p>NO ACTION REQUIRED confirmed by giovannia@ftsonline.com.au Mark Atsone16/01</p>	1.0

No	Items	Matt/WT Comments	Release
93	<p>I have completed the SALE Accept order to test and no generated checklist of the Sale Accept can be downloaded. (G.A 16/1)</p> 	<p>mark@whitetower.com.au</p> <p>related to #63 I assigned to Jayrex WT</p>  <p>source: Project - SALES CHECKLIST tab</p> <p>https://staging.ftsonline.com.au/admin?crudAction=edit&crudControllerFqcn=App%5CController%5CAdmin%5CProjectCrudController&entityId=5000#tab-sales-checklist Mark Atsone 16/01</p> <p>DONE Jayrex WT 19/01</p>	1.0
94	<p>As mentioned previously, the chat function for orders should be available for all order types except FTS Assessment, FTS Re-Assessment, PAR Commence, PAR Complete, DA Ready, Permit Ready, and Permit Apply. (G.A 16/1)</p>	<p>mark@whitetower.com.au</p> <p>TO BE DEPLOYED</p> <p>Currently static, make it dynamic Mark Atsone</p>	1.0

No	Items	Matt/WT Comments	Release
	<p>Is it possible to include a feature that allows the chat function to be disabled for specific order types when setting up accounts? This would be best option.</p>	<p>Added <code>hideOrderNotesInOrderingPlatform</code> across <code>Service</code>, <code>CompanyService</code>, and <code>UserGroupService</code>, surfaced it in admin/forms and ordering APIs, and used it to hide the order notes button/modal in the order override template. The default stays “show notes” (flag is false), and you can flip it to hide in the ordering platform</p>	

No	Items	Matt/WT Comments	Release
95	<p>Map Unavailable</p> 	<p>assigned Mark Atsone</p> <p>DEPLOYED - INITIAL FIX APPLIED</p> <p>5 ELMHURST STREET ARMSTRONG CREEK 3217</p> <p>https://mapshare.vic.gov.au/mapsharevic/</p>	1.0
96	<p>This has been raised already, please remove Payment Status "Pending" GA 21/1</p>	<p>Mark Atsone</p> <p>DEPLOYED 22/01</p>	1.0

No	Items	Matt/WT Comments	Release
			
97	<p>Coremilestone not working. FTS Assessment is ticked as a core milestone but does not show on the customer side. GA 21/1</p>	<p>Mark Atsone</p> <p>FIXED - DEPLOYED 22/01</p>	1.0

No	Items	Matt/WT Comments	Release
			
98	<p>The client should not be able to categorise document types when they upload documents (G.A 22/1)</p>	<p>Mark Atsone</p> <p>Disabled category assignment on document uploads in the project Documents tab and hid the reassign actions (bulk and per-row)</p> <p>FIXED, DEPLOYED 22/01 Mark Atsone</p>	1.1

No	Items	Matt/WT Comments	Release
			
99	Marking off RFI for ready to review does not work	<p>Mark Atsone</p> <p>FIXED, DEPLOYED 22/01 Mark Atsone</p>	1.1

No

Items

Matt/WT Comments

Release

Error: Project ID is required

Property Details
Project information and status

ESTATE: Acacia Village DIVISION: ABC Homes LGA: HUME

PERMIT EXPECTED DATE: 11/02/2026 PERMIT APPLIED DATE: Not set PERMIT ISSUED DATE: Not set

CUSTOMER CONTACT: mark+customer@whittower.com.au FTS CONSULTANT: luig@ftsonline.com.au

Orders 2 Core Milestone 2 Documents 7 [Generate Current Checklist](#)

Processing... 4 selected [Clear Selection](#)

STATUS	TITLE / NAME	CREATED	UPDATED	ACTION
<input type="checkbox"/> Pending	Building Contract	22/01/2026	22/01/2026	View
<input type="checkbox"/> Pending	RBS Form	22/01/2026	22/01/2026	View
<input type="checkbox"/> Pending	Warranty insurance	22/01/2026	22/01/2026	View
<input checked="" type="checkbox"/> Pending	Proof of ownership	22/01/2026	22/01/2026	View
<input checked="" type="checkbox"/> Pending	Title Pack	22/01/2026	22/01/2026	View
<input type="checkbox"/> Pending	Feature survey	22/01/2026	22/01/2026	View
<input type="checkbox"/> Pending	Final drawings	22/01/2026	22/01/2026	View
<input checked="" type="checkbox"/> Pending	CAD files	22/01/2026	22/01/2026	View
<input type="checkbox"/> Pending	Energy report 7 star	22/01/2026	22/01/2026	View
<input checked="" type="checkbox"/> Pending	Endorsed Energy drawings	22/01/2026	22/01/2026	View
<input type="checkbox"/> Pending	Electrical plan	22/01/2026	22/01/2026	View

100

Notifications aren't working when clients provides updated plans or notes in the specific order DA. It should be specific to the order.

Jayrex WT DEPLOYED

1.1

No

Items

Matt/WT Comments

Release

Project Notes

ID ↓	Author	Title ⚙	Created At ⚙	Is Proc
12 ROTHSAY PLACE GREENVALE 3059				
Updated Plan + documents (2 items)				
47089	giovanna+customer@ftsonline.com.au	Updated Plan	Jan 22, 2026, 3:48:43 AM	
47088	giovanna+customer@ftsonline.com.au	Project Update	Jan 22, 2026, 3:43:14 AM	

2121 - 12 ROTHSAY PLACE GREENVALE 3059

Activity Log | Cancel Project | RFI Actions | Invoices | Assessm...

STATUS	ORDERED	RECEIVED	SLA	EXPECTED	RESUBMITTED	RESUBMITTED EXPECTED	ITEM / SERVICE
Received	22/01/2026	22/01/2026	2 days	27/01/2026 +2 ahead			Sale Accept
Received	22/01/2026	22/01/2026	2 days	27/01/2026 +2 ahead			FTS Assessment
Rejected	22/01/2026		10 days				Developer Approval Order

Division Service: Developer Approval Order

Item / Service: Choose an option

Order SLA: 10 days

Vendor: FTS -

Status: Rejected

Cost: 1000

Ordered: 22/01/2026

Received: dd/mm/yyyy

Rejections: [2026-01-22 03:48:16] DA Feedback 22/1
+ Add a new item

Attachments: 0431502.pdf (180139 bytes)
1b7c4e0e00e06d46 - Contract Drawings-170331-1.rvt (1969026 bytes)

101

If these are linked to an order, they should specify *which* order, not just the order number.

Mark Atsone **DEPLOYED**

1.1

No

Items

Matt/WT Comments

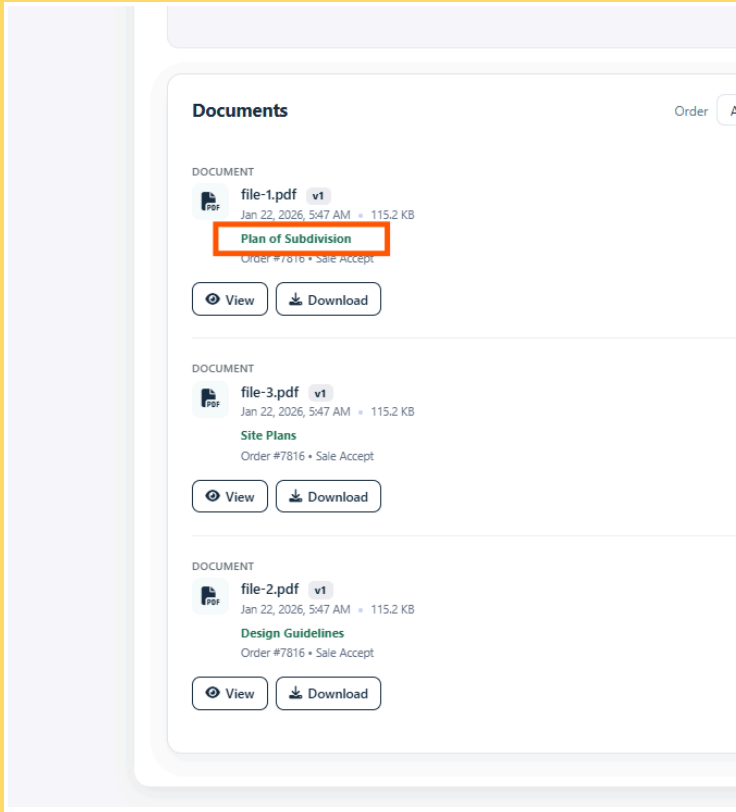
Release

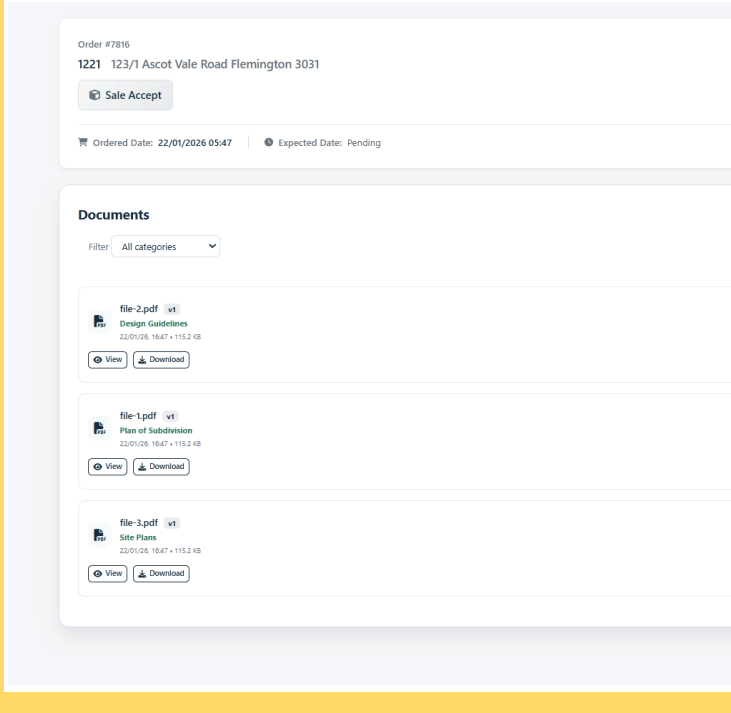

Document Manager

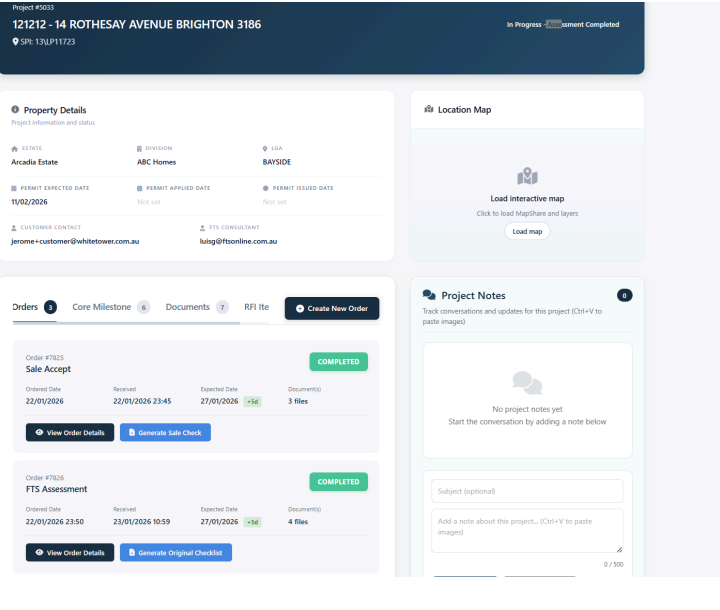
STATUS	UPDATED	TYPE
Received	22/01/2026	Colour schedule Order #7810
Received	22/01/2026	Plan of Subdivision Order #7810
Received	22/01/2026	Architectural Drawings AHD Levels Required Order #7810
Received	22/01/2026	Architectural Drawings Order #7810
Received	22/01/2026	Plan of Subdivision Order #7810
Received	22/01/2026	Title Within 3 months Order #7810
Received	22/01/2026	Title Within 3 months Order #7810
Received	22/01/2026	Architectural Drawings Order #7810
Received	22/01/2026	Design Guidelines Order #7810
TBA	22/01/2026	Uncategorised Uncategorised 6446 - Contract Drawings-170333-1.pdf Order #7810
TBA	22/01/2026	Uncategorised Uncategorised 6446 - Contract Drawings-170333-1.pdf Order #7810
TBA	22/01/2026	Uncategorised Uncategorised 6446 - Contract Drawings-170333-1.pdf Order #7810
Received	22/01/2026	Design Guidelines Order #7810
Received	22/01/2026	Design Guidelines Order #7810
TBA	22/01/2026	Uncategorised 0431502.pdf Order #7810
TBA	22/01/2026	Uncategorised 0431502.pdf Order #7810
TBA	22/01/2026	Uncategorised 0431502.pdf Order #7810
Received	22/01/2026	Contract Plans Order #7809
Received	22/01/2026	Design Guidelines Order #7809
Received	22/01/2026	Plan of Subdivision Order #7808
Received	22/01/2026	Plan of Subdivision Order #7807
Received	22/01/2026	Site Plans Order #7807
Received	22/01/2026	Siting Plan Order #7807
Received	22/01/2026	Architectural Drawings Order #7807
Received	22/01/2026	Design Guidelines Order #7807

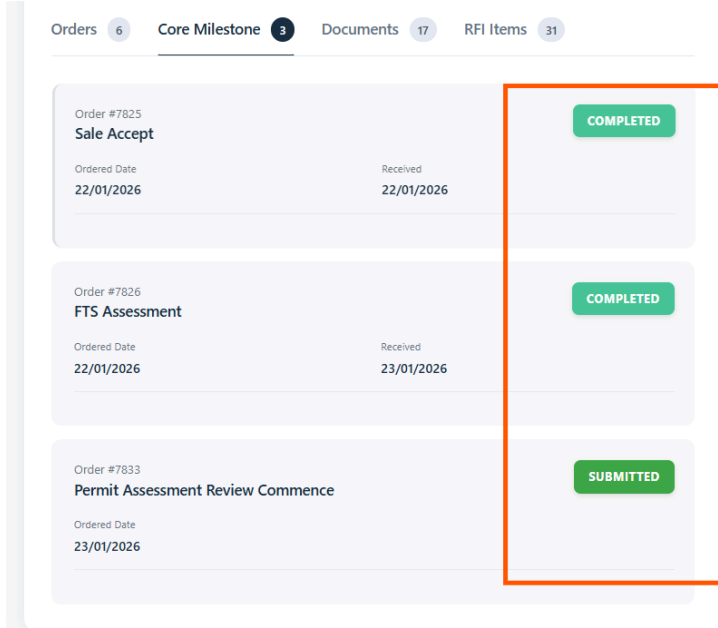
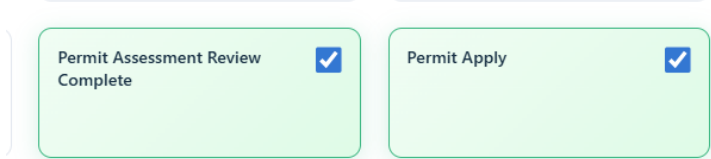
Document Manager

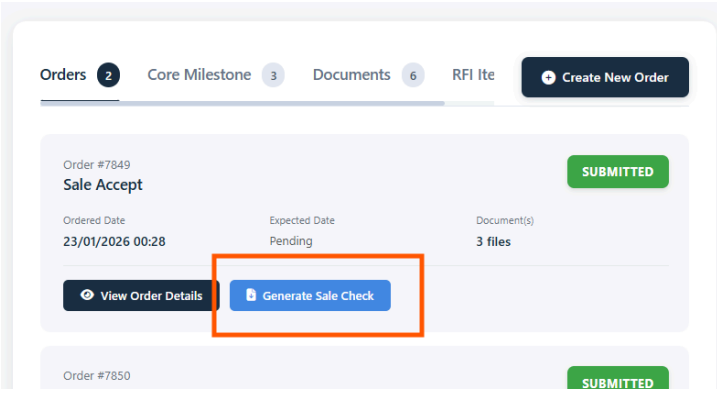
STATUS	UPDATED	TYPE
Received	22/01/2026	Colour schedule Order #7810
Received	22/01/2026	Plan of Subdivision Order #7810
Received	22/01/2026	Architectural Drawings AHD Levels Required Order #7810
Received	22/01/2026	Architectural Drawings Order #7810
Received	22/01/2026	Plan of Subdivision Order #7810
Received	22/01/2026	Title Within 3 months Order #7810
Received	22/01/2026	Title Within 3 months Order #7810
Received	22/01/2026	Architectural Drawings Order #7810
Received	22/01/2026	Design Guidelines Order #7810
TBA	22/01/2026	Uncategorised Uncategorised 6446 - Contract Drawings-170333-1.pdf Order #7810
TBA	22/01/2026	Uncategorised Uncategorised 6446 - Contract Drawings-170333-1.pdf Order #7810
TBA	22/01/2026	Uncategorised Uncategorised 6446 - Contract Drawings-170333-1.pdf Order #7810
Received	22/01/2026	Design Guidelines Order #7810
Received	22/01/2026	Design Guidelines Order #7810
TBA	22/01/2026	Uncategorised 0431502.pdf Order #7810
TBA	22/01/2026	Uncategorised 0431502.pdf Order #7810
TBA	22/01/2026	Uncategorised 0431502.pdf Order #7810
Received	22/01/2026	Contract Plans Order #7808
Received	22/01/2026	Design Guidelines Order #7808
Received	22/01/2026	Plan of Subdivision Order #7808
Received	22/01/2026	Plan of Subdivision Order #7807
Received	22/01/2026	Site Plans Order #7807
Received	22/01/2026	Siting Plan Order #7807
Received	22/01/2026	Architectural Drawings Order #7807
Received	22/01/2026	Design Guidelines Order #7807

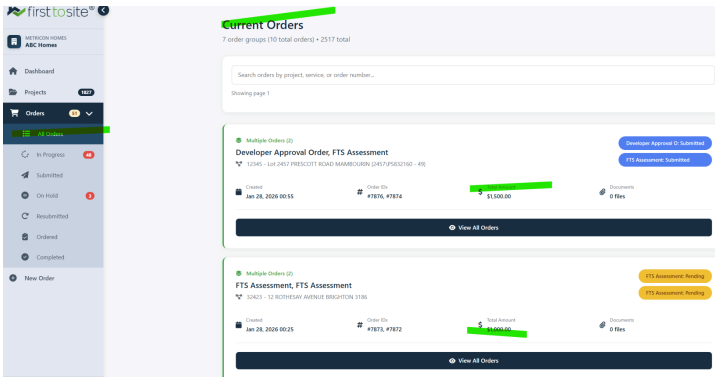
No	Items	Matt/WT Comments	Release
102	<p>This designated document type size to increase. Also the document section spacing can be reduced so more documents can be shown on the page before scrolling.</p>  <p>The screenshot shows a 'Documents' section with three items. Each item includes a PDF icon, a filename with version number, a timestamp, a size, a title, and an order reference. The first item, 'file-1.pdf v1', has a title 'Plan of Subdivision' which is highlighted with a red rectangular box. Below each item are 'View' and 'Download' buttons.</p>	Mark Atsone DEPLOYED	1.1

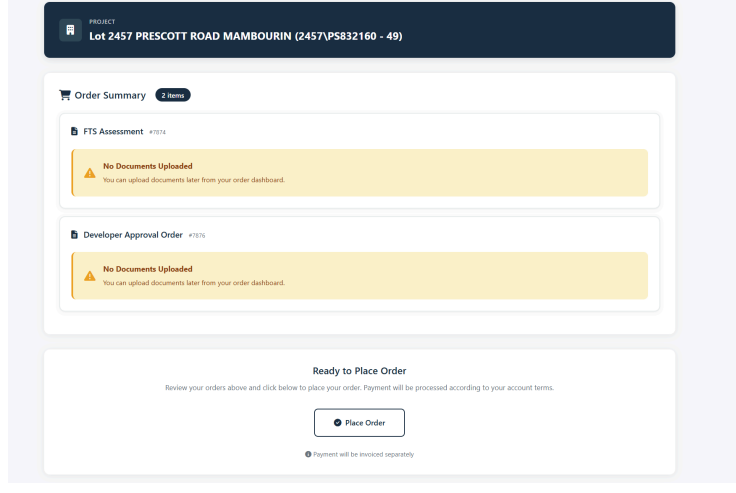
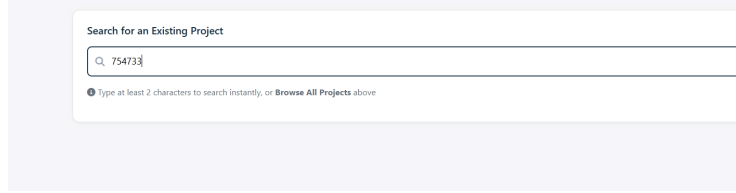
No	Items	Matt/WT Comments	Release
	 <p>Order #7816 1221 123/1 Ascot Vale Road Flemington 3031</p> <p>Sale Accept</p> <p>Ordered Date: 22/01/2026 05:47 Expected Date: Pending</p> <p>Documents</p> <p>Filter: All categories</p> <ul style="list-style-type: none"> file-2.pdf v1 Design Guidelines 22/01/26, 16:47 • 115.2 KB View Download file-1.pdf v1 Plan of Subdivision 22/01/26, 16:47 • 115.2 KB View Download file-3.pdf v1 Site Plans 22/01/26, 16:47 • 115.2 KB View Download 		
103	FTS Assessment complete missing in coremilestone it should show FTS Assessment Completed	 Person	

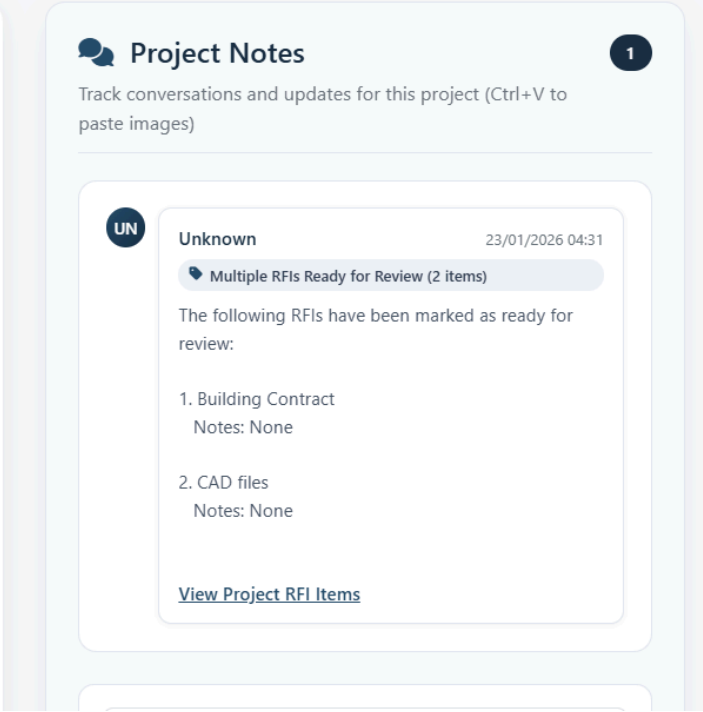
No	Items	Matt/WT Comments	Release
			
104	remove statues from coremilestone	Mark Atsone DEPLOYED Hide status badge on core milestone orders	

No	Items	Matt/WT Comments	Release
	 <p>Orders 6 Core Milestone 3 Documents 17 RFI Items 31</p> <p>Order #7825 Sale Accept Ordered Date: 22/01/2026 Received: 22/01/2026 COMPLETED</p> <p>Order #7826 FTS Assessment Ordered Date: 22/01/2026 Received: 23/01/2026 COMPLETED</p> <p>Order #7833 Permit Assessment Review Commence Ordered Date: 23/01/2026 SUBMITTED</p>		
105	<p>Permit assessment complete and permit apply glitch order cannot be processed</p>  <p>Permit Assessment Review Complete ✓</p> <p>Permit Apply Complete ✓</p>	<p>Mark Atsone DEPLOYED</p> <p>Allow core milestone orders on single GET</p>	

No	Items	Matt/WT Comments	Release
106	<p>Sale accept generate checklist should only appear once FTS user change to complete</p>  <p>The screenshot shows a dashboard with tabs for 'Orders' (2), 'Core Milestone' (3), 'Documents' (6), and 'RFI It'. A 'Create New Order' button is visible. Below, an order card for 'Order #7849' is shown with the status 'Sale Accept' and a 'SUBMITTED' button. The card displays 'Ordered Date: 23/01/2026 00:28', 'Expected Date: Pending', and 'Document(s): 3 files'. A 'View Order Details' button and a 'Generate Sale Check' button are at the bottom. The 'Generate Sale Check' button is highlighted with an orange box.</p>	<p>Mark Atsone DEPLOYED</p> <p>Show Generate Sale Check only for received orders</p>	
107	<p>In order tabs, please remove the ability to cancel orders from the ordering platform</p>	<p>Mark Atsone DEPLOYED</p> <p>Added a Twig feature flag <code>enable_cancel_order</code> (backed by <code>ENABLE_CANCEL_ORDER</code>, default 0) and gated all visible cancel-order buttons across the ordering portal + customer project tabs So they only render when the flag is true.</p>	
108	<p>Customer Project Notes - from Order created. The 'Order' should take precedent in the toggle drop subject here...not the test note that I added.</p>	<p>Mark Atsone TO BE DEPLOYED</p>	

No	Items	Matt/WT Comments	Release
	By matthewb@ftsonline.com.au 27/01		
109	<p>Pricing should not be shown on all orders (G.A 29/1)</p> 	<p>Mark Atsone DEPLOYED</p> <p>Hide pricing on the current orders list</p>	
110	<p>When clicking view orders it shows a place order that is not correct and should go into the project page.</p> <p>Also no order should be shown unless submitted. (G.A 29/1)</p>	<p>Mark Atsone</p> <p>DEPLOYED</p> <p>gio.amato94@gmail.com matthewb@ftsonline.com.au Can you please confirm whether the statement "no order should be shown unless submitted" means that pending orders should be excluded from the orders list? 29/01</p>	

No	Items	Matt/WT Comments	Release
			
111	<p>Job numbers should be searchable in search for an existing project that does not work. (G.A 29/1) Raised last week.</p> 	<p>Mark Atsone DEPLOYED</p> <p>Fix the dashboard's existing project search filter and job id display</p>	
112	<p>Notification of change to status of RFI should not appear in project notes. (G.A 29/1)</p>	<p>Mark Atsone DEPLOYED</p> <p>Set those RFI "ready for review" notes to internal. This affects both the single-RFI and multiple-RFI note cases created in postFlush().</p>	

No	Items	Matt/WT Comments	Release
	 <p>The screenshot shows a 'Project Notes' interface. At the top, it says 'Track conversations and updates for this project (Ctrl+V to paste images)'. Below that is a notification from 'Unknown' dated '23/01/2026 04:31' with the title 'Multiple RFIs Ready for Review (2 items)'. The notification text reads: 'The following RFIs have been marked as ready for review:'. It lists two items: '1. Building Contract' with 'Notes: None' and '2. CAD files' with 'Notes: None'. At the bottom of the notification is a link that says 'View Project RFI Items'.</p>	<p>The remaining task is to make the existing Multiple RFIs Ready for Review isInternal</p>	
113	<p>Item 20 is not deployed has this been placed on hold? (G.A 29/1)</p>	<p>Jayrex WT to check the water authority</p>	
114	<p>VERSION 2 RELEASE</p> <p>The RFI items feature must be linked to a document type. Please enable functionality that allows document types to be associated with an</p>		

No	Items	Matt/WT Comments	Release
	<p>RFI, so users can drag and drop relevant documents directly into the RFI and submit them for review. This enhancement should remove the requirement to separately upload a document and manually select "Ready to Review" for the RFI.</p> <p>Please provide ETA. (G.A 29/1)</p>		
115	<p>VERSION 2 RELEASE</p> <p>Required and optional documents should dynamically link to documents already uploaded as the project progresses through different orders. Where documents have already been provided and are BP-Ready, they should automatically be marked as complete (green).</p>		
116	<p>Where an order does not require any documents to be uploaded, the system should automatically skip the document upload page and proceed directly to order submission. (G.A 29/1)</p>	<p>approved by matthewb@ftsonline.com.au</p> <p>Mark Atsone DEPLOYED</p>	
117	<p>The client should be able to add or update additional contacts directly on the Project Details page, to allow for changes or the inclusion of new contacts as required. (G.A. 29/1)</p>	<p>This is status quo in the current customer portal so yes, our customers will be able to do this via the customer portal obviously not the ordering portal which is separate.</p>	

No	Items	Matt/WT Comments	Release
118	Rose Poci (Metricon): Client requires current reporting on her account. Will this be provided on new platform? (G.A 29/1)	Mark Atsone DEPLOYED	