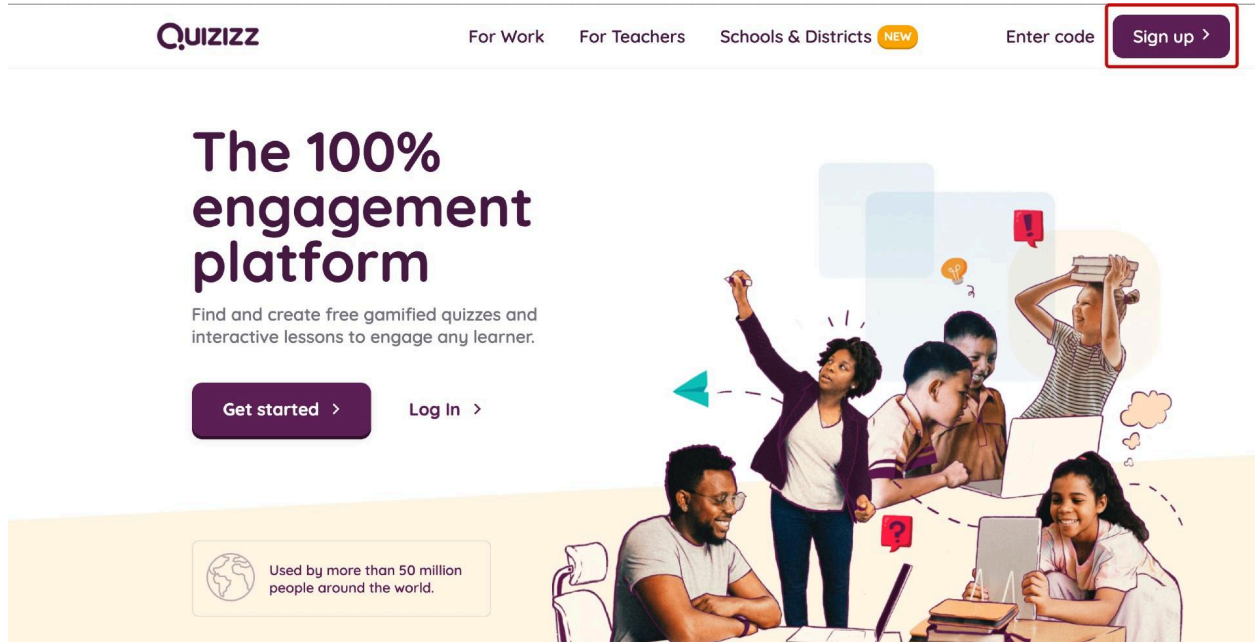
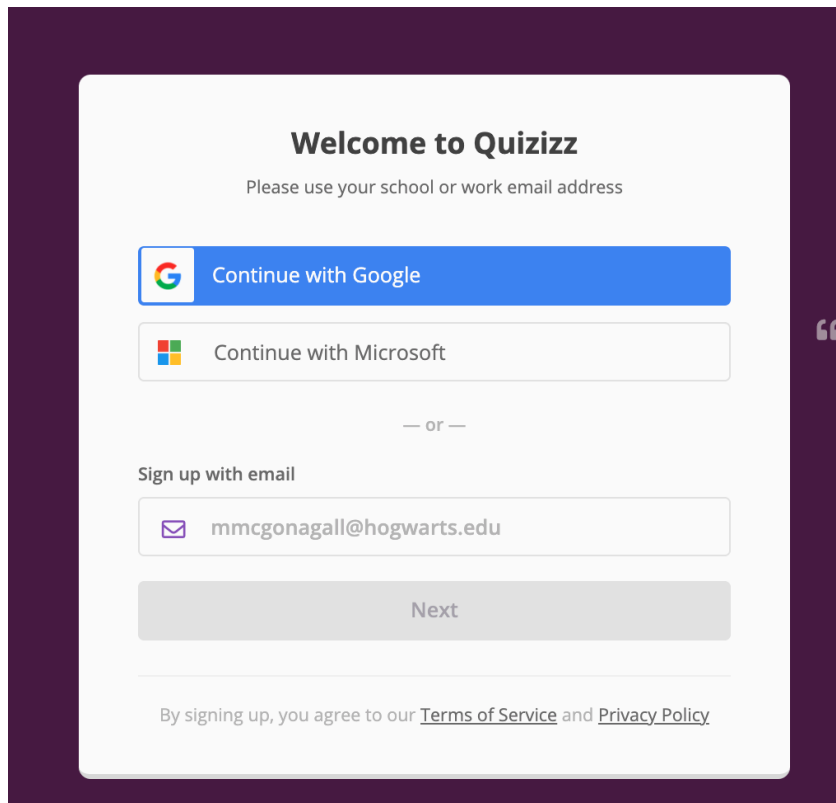


## Quizizz Instructions

Create a free Quizizz account: [quizizz.com](https://quizizz.com)



Sign up with Google or with your email address.

The image shows the Quizizz sign-up form. It has a dark purple background. The form itself is white with a light gray border. At the top, it says 'Welcome to Quizizz' followed by 'Please use your school or work email address'. There are two large buttons: 'Continue with Google' (blue) and 'Continue with Microsoft' (light gray). Below these is a separator '— or —'. Under the heading 'Sign up with email', there is an email input field containing 'mmcgonagall@hogwarts.edu' and a 'Next' button. At the bottom, a line of text states: 'By signing up, you agree to our [Terms of Service](#) and [Privacy Policy](#)'.

## How are you using Quizizz?



**at a school**

K-12 or University



**at a business**

Or nonprofit



**personal use**

Friends and family

## I am a...



**Teacher**

or school administrator



**Student**

Select your school or click *Not connected to a school.*

### Select your organization

Organization name

Search results

**Walsh Elem School**  
CHICAGO, IL, US

**St Barbara Elementary School**  
CHICAGO, IL, US

**Yccs-jane Addams Alternative Hs**  
CHICAGO, IL, US

**Perez Elem School**  
CHICAGO, IL, US

Can't find your organization? Add it here

Select organization

Not connected to a school

Select your role/grade level

### Please confirm your role(s) this year.

☐ Elementary school educator

☐ Middle school educator

☐ High school educator

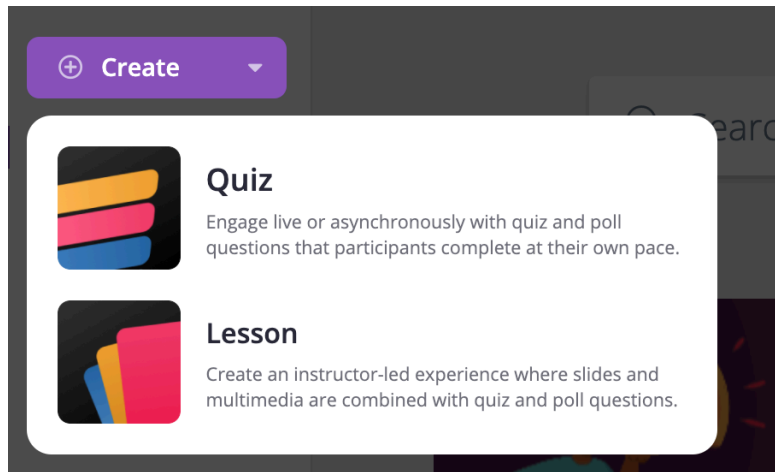
☐ University educator

☐ Professional Development

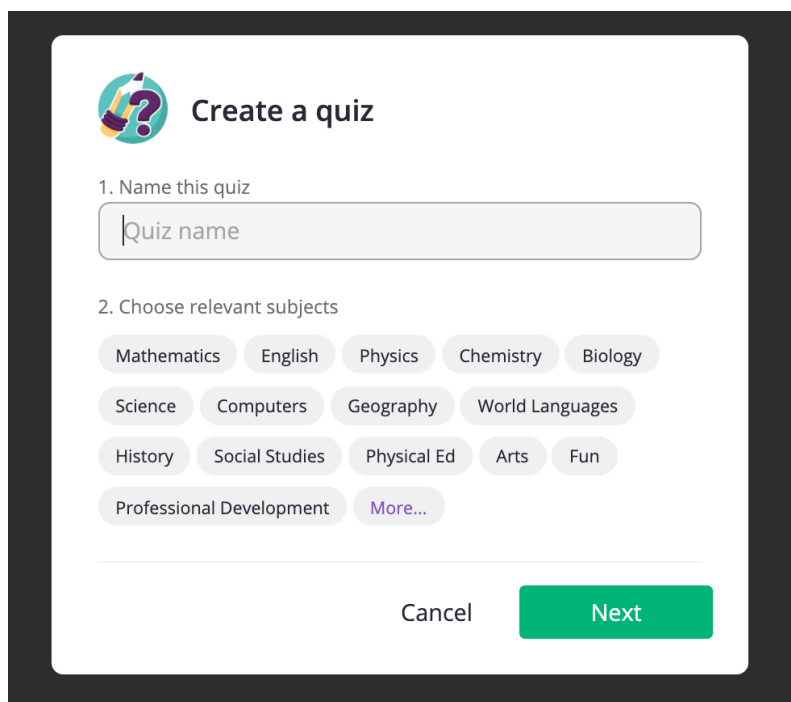
DONE

## Create a Quiz:

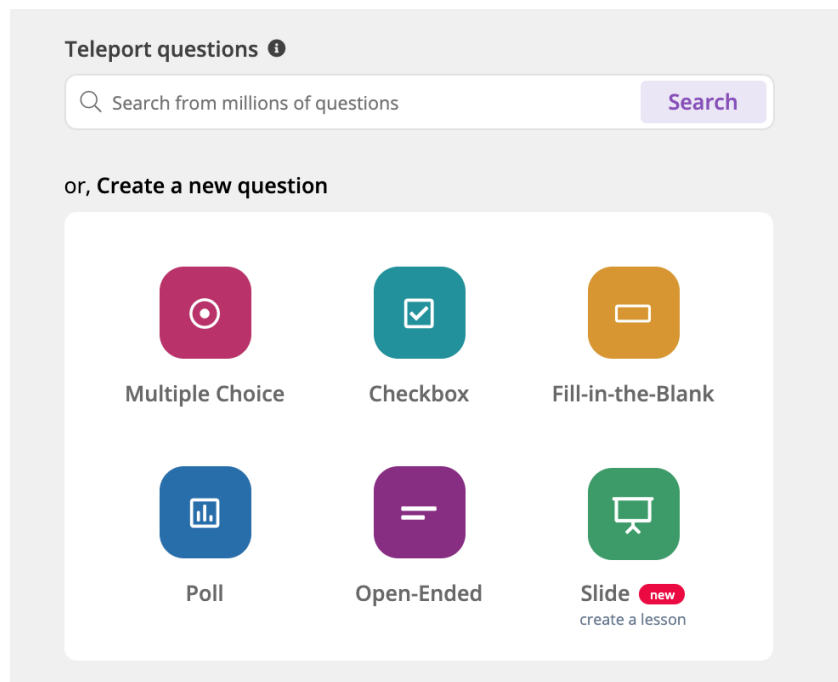
Click Create on the left side panel and click Quiz.



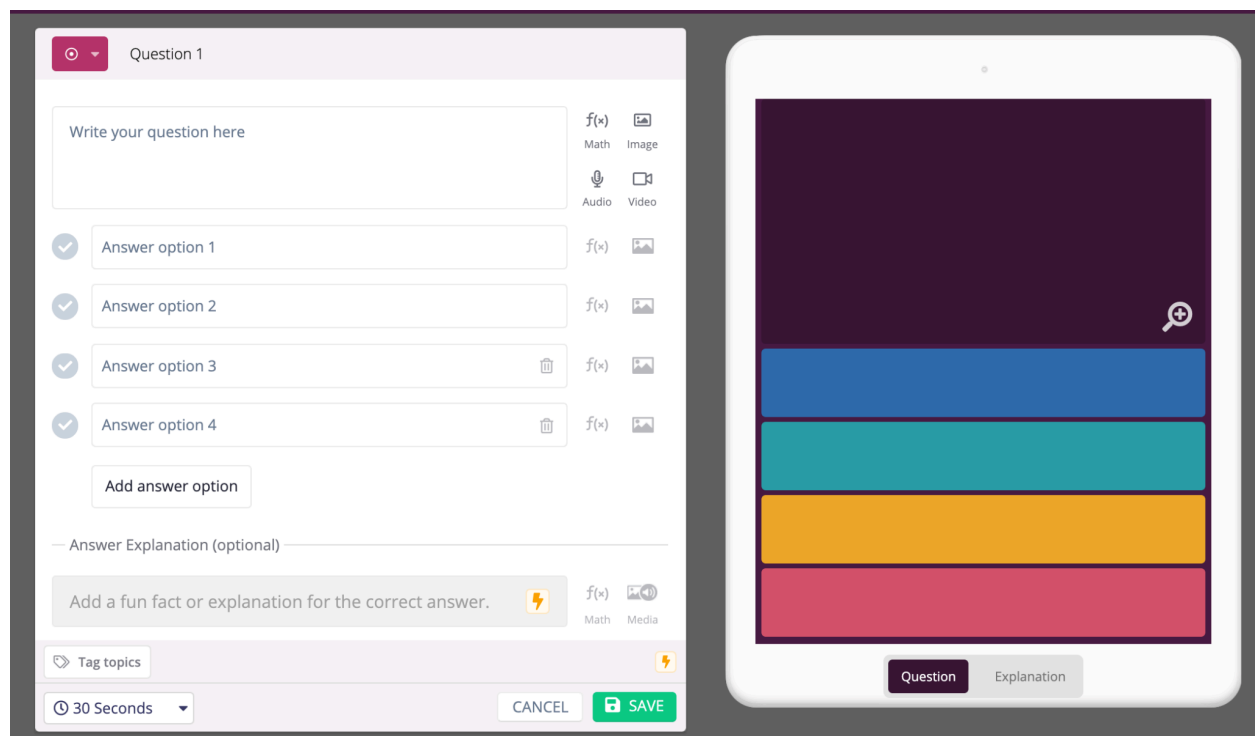
Title the quiz and choose relevant subjects.

A screenshot of a 'Create a quiz' form. At the top left is a circular icon with a question mark and a pencil. To its right is the title 'Create a quiz'. Below the title, the first step is '1. Name this quiz', followed by a text input field containing the placeholder text 'Quiz name'. The second step is '2. Choose relevant subjects', followed by a grid of subject buttons: Mathematics, English, Physics, Chemistry, Biology, Science, Computers, Geography, World Languages, History, Social Studies, Physical Ed, Arts, Fun, and Professional Development. A 'More...' link is also present. At the bottom right are two buttons: 'Cancel' and 'Next'.

## Choose a type of questions

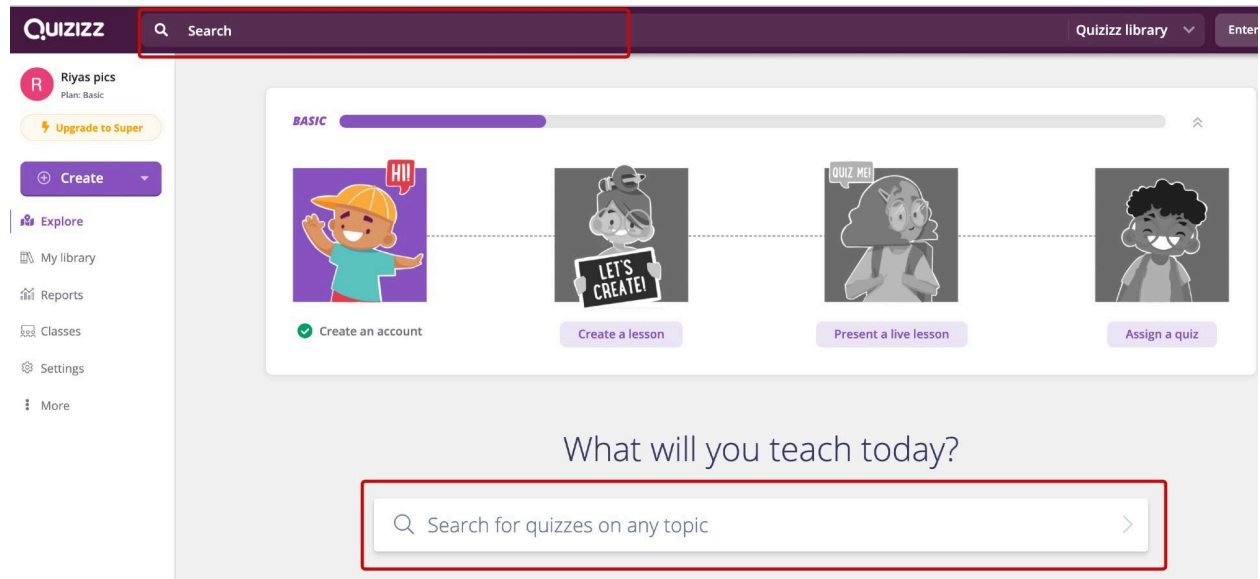


Type in your question and answer options. Then, select the correct answer by clicking the checkmark next to the option. You can preview your question on the right side of the screen.

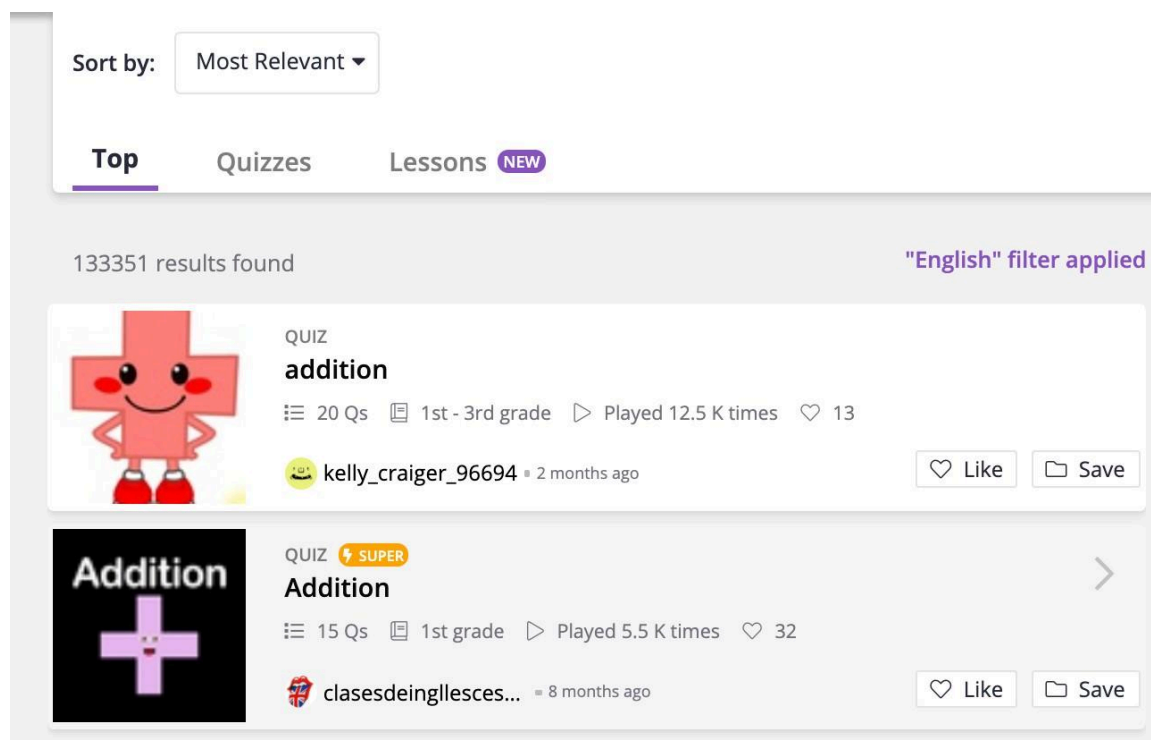


Find a Quiz:


Search for a quiz topic using either of the two Search bars.



Select a quiz from the list.



Preview the quiz questions by scrolling down. Click [Copy and Edit](#) if you would like to make changes.







QUIZ


# addition


🎯 93% average accuracy • ▶ 12510 plays


🎓 1st - 3rd grade • 📖 Mathematics




 2 months ago by Mrs. Craiger


 13


 Save


 Share


**Copy and Edit**


 INSTRUCTOR-LED SESSION  
Start a live quiz

 ASYNCHRONOUS LEARNING  
Assign homework

 20 questions

 SHOW ANSWERS

 PREVIEW

 Question 1

🕒 30 seconds

Q. Addition

7+1=

— answer —



> 8




You can create a new question, import questions from other quizzes, or click edit to modify it.

**Teleport questions** ⓘ

Create a question

**Search** **New question** ⓘ

 Question 1

 **Edit**  


### Addition

7+1=


— answer —

> 8

⌚ 30 Seconds ▼

 Tag topics

Click Save.





QUIZ **DRAFT**


## addition


▶ 0 plays

🎓 1st - 3rd grade • 📖 Mathematics

❤️ 0

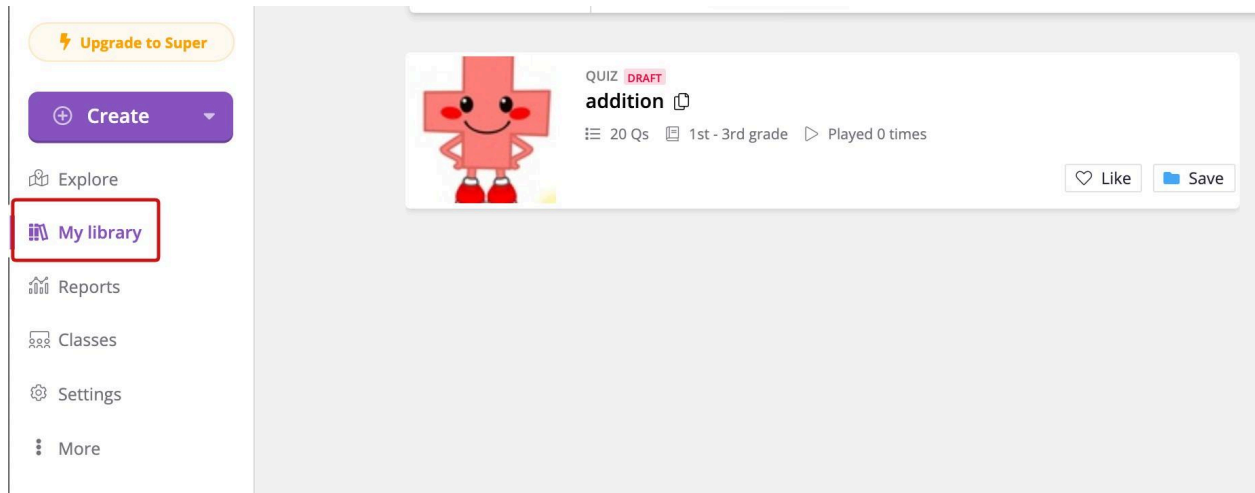
 **Save**

 Share

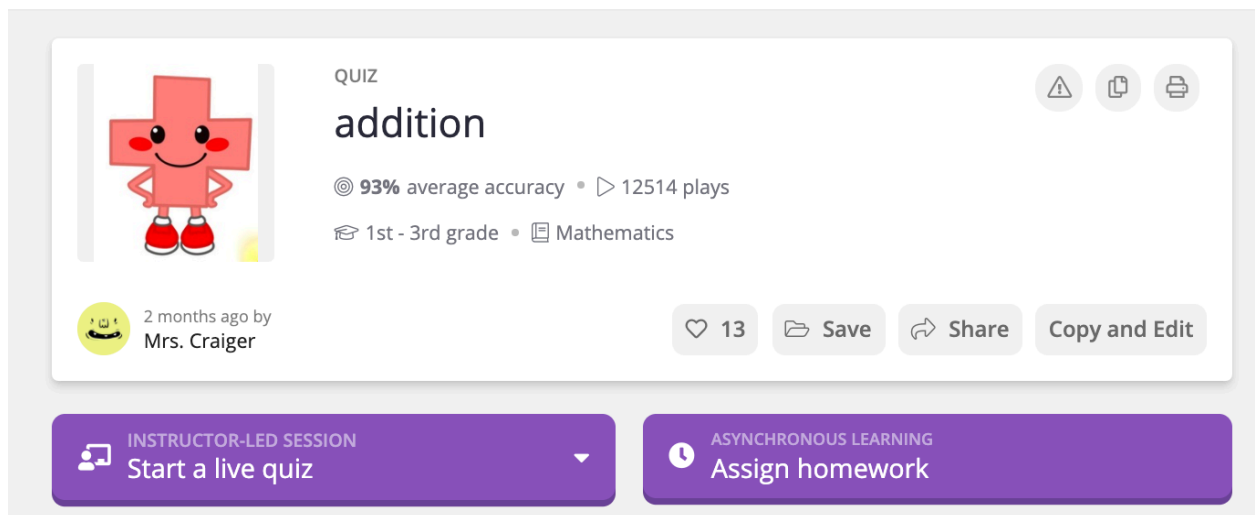
Edit



To view your saved quiz from the main menu, click My library.



Click Start a live quiz to play the quiz synchronously with your class.




Choose your game mode.

### addition


20 questions

Continue


Pick your mode



Team



Classic



Test

Participants answer at their own pace, compete individually, and have a blast along the way.

Assign to a class (optional)

Not assigned to any classes

SELECT

Look through the Settings and adjust as needed.

### General settings

**Participant attempts**  
How many times can participants take this quiz?

Unlimited ▼

**Name factory**  
Participants can only use fun Quizizz-generated names

☒

**Show answers during activity**  
Show participants the correct answers after each question

On ▼

**Show answers after activity**  
Allow participants to review questions and answers at the end

On ▼

### Activity settings

**Power-ups**  
Participants get bonus points and other fun abilities.  
[Learn more](#)

☒

**Timer**  
Participants see a countdown and get extra points for each question. [See how it works.](#)

Default timer ▾

**Show leaderboard**

☒

**Shuffle questions**

☒

**Shuffle answer options**

☒

**Redemption Questions**  
Allow participants to reattempt a few incorrect questions

☒

**Show memes**  
Show funny pictures after each question

☒

Provide students with the link and Quiz code. You will see student names pop up at the bottom of the screen. Once everyone is in, click **Start**.

To play this quiz








1. Use any device to open

joinmyquiz.com

2. Enter join code

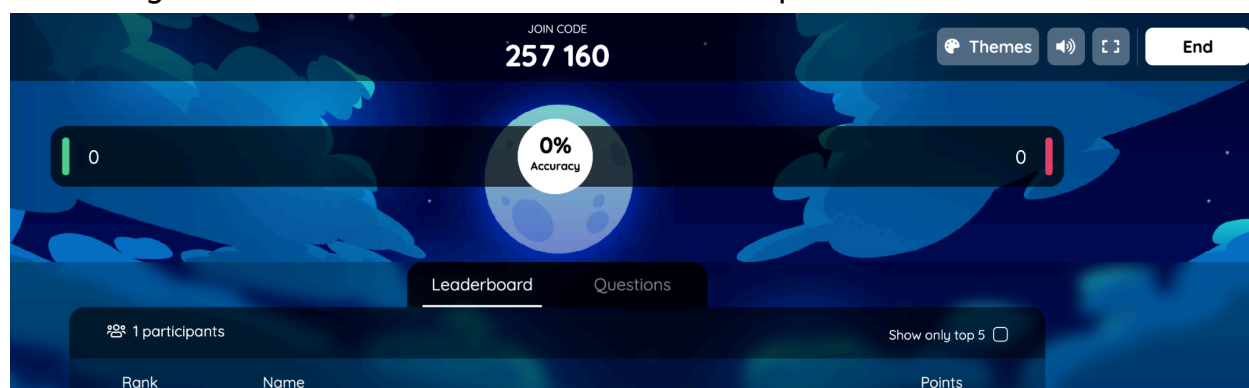
257160

or share via...



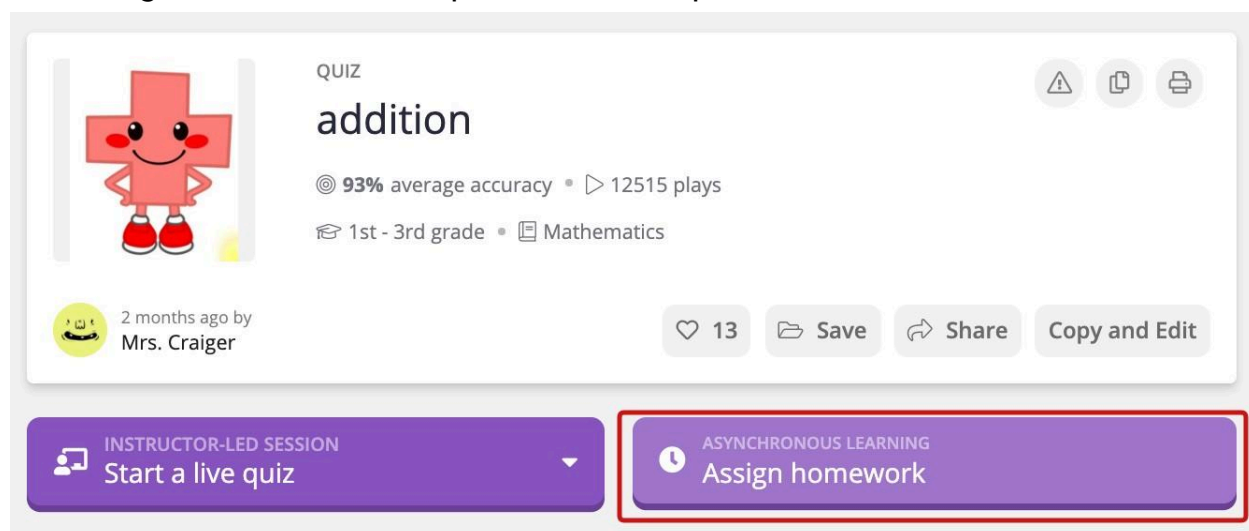
START

Keep track of the accuracy and leaderboard to see how students are doing. Click End to finish the game when all students have answered the questions.



### Asynchronous Quizizz:

Click Assign homework for independent student practice.



Set the deadline and assign to a class (if needed).

## addition

20 questions

Participants can complete this assignment until:

**Custom deadline** ☒

Tuesday, April 20

, 02 : 15

PM

1 day and 10 minutes from now

**No deadline** ☐

Inactive games will expire after 6 months

Assign

Assign to a class (optional)

Not assigned to any classes

SELECT

Give students the code or share the quiz via a link or Google Classroom. Keep track of student progress.

• Invite participants

⌚ Deadline: 2:15pm, April 20 [edit](#)

[Share report](#) [END ASSIGNMENT](#)

via game code

1. Ask participants to open [joinmyquiz.com](https://joinmyquiz.com)

2. And enter this code

**5810 5778**

via sharing...

[Share link](#) [Classroom](#) [Canvas](#)

[Twitter](#) [Teams](#)

Assigned quiz

**addition** [Edit](#)

⌚ April 19th 2021, 2:04 PM (a few seconds ago)

[View quiz](#) [Flashcards](#)

0%

20

0

Accuracy

Questions

Participant Attempts

Print

Down