






 <b>GRADES 1 to 12</b> <b>DAILY LESSON LOG</b>	School:	Visit <a href="http://DepEdResources.com">DepEdResources.com</a> for More	Grade Level:	VI
	Teacher:		Learning Area:	MAPEH
	Teaching Dates and Time:	SEPTEMBER 9 - 13, 2024 (WEEK 7)	Quarter:	1 <sup>ST</sup> QUARTER

	MONDAY	TUESDAY	WEDNESDAY	THURSDAY	FRIDAY
<b>I. OBJECTIVES</b>	<b>MUSIC</b>	<b>ARTS</b>	<b>PE</b>	<b>HEALTH</b>	<b>PE</b>
A. Content Standards	Illustrates the concept of rhythm by applying notes and rests, rhythmic patterns, and time signatures for appropriate mastery and acquisition of skills	demonstrates understanding of the use of lines, shapes, colors, texture, and the principles of emphasis and contrast in drawing a logo and own cartoon character using new technologies in drawing.	demonstrates understanding of participation and assessment of physical activity and physical fitness	Demonstrates understanding of personal health issues and concerns and the importance of health appraisal procedures and community resources in preventing or managing them	demonstrates understanding of participation and assessment of physical activity and physical fitness
B. Performance Standards	Creates rhythmic patterns using half, quarter, eighth and sixteenth notes and rests, in time signatures 2 3 4 and 6 4 4 4 8	creates concepts through art processes, elements, and principles using new technologies (hardware and software) to create personal or class logo. designs cartoon character on-the spot using new technologies.	participates and assesses performance in physical activities. assesses physical fitness	practices self-management skills to prevent and control personal health issues and concerns	participates and assesses performance in physical activities. assesses physical fitness
C. Learning Competencies/ Objectives ( Write the LCcode for each)	Identifies through conducting the relationship of the first and the last measure in an incomplete measure Creates rhythmic patterns in 2 3 4 4 4 4 and time signatures	Realizes that art processes, elements, and principles still apply even with the use of technologies. <b>A6EL-le</b> appreciates the elements and principles applied in comic art. <b>A6PL-le</b>	To be able to assess regular participation in Physical Activities based on the Philippine Physical Activity Pyramid.	avails of health services in the school and in the community <b>H6PH-lgh-24</b>	executes the different skills involved in the game <b>PE6GS-1c-h-4</b>
<b>II. CONTENT</b> ( Subject Matter)	Musical Symbols and Concepts: Conducting				
<b>III. LEARNING RESOURCES</b>					

A. References					
1. Teacher's Guide pages					
2. Learner's Material pages					
3. Textbook pages				OHSP Health 1Q1 Module 1 Reading 2 pp. 12 2. OSHP Health 1Q4 pp.14 3. Edukasyong Pangkatawan, Kalusugan, at Musika I. DepED. Abejo, Mary Placid Sr. et. al. 1991. pp.53 Health 6 Curriculum Guide p.55	
4. Additional Materials from Learning Resource LR portal					
B. Other Learning Resources					
<b>IV. PROCEDURE</b>					
A. Reviewing previous Lesson or presenting new lesson	<p>Do the following:</p> <ol style="list-style-type: none"> <li>1. Tap the rhythm.</li> <li>2. Given the indicated time signature, conduct according to the value of each note in each measure.</li> </ol> <p style="text-align: center;">Ang Saya Saya</p> <p style="text-align: right;"><small>Cayanan</small></p> 	Activate prior knowledge on lines, shapes, colors and contrast and emphasis	Conduct Review on Physical Activity Pyramid Guide. Let pupils the pupils identify and give an examples of the activities that belong to the recommended step like in - Step 1: Daily Activities (walking to school, doing household chores, like cleaning and washing the dishes) - Step 2: Always Activities (riding a bike, playing balls, and jogging) - Step 3: Sometimes Activities (dancing, swimming, rowing, tumbling, and activities that develop flexibility? - Step 4: Minimal / Limit these Activity (watching TV,	Review: Community health resources	Conduct a review about Locomotor and Non-Loomotor Movements. Let the pupils execute each example.

			playing video games using computers, and all activities that are in active) Also review the indicators of Fitness (past lesson 2)		
B. Establishing a purpose for the lesson	Let the children sing the song "Ang Saya-Saya"	Arrange in series the comic strip in the comic panel template. 	Sing Mag tanim ay Biro	Ask the pupils about the health services offered in the barangay.	
C Presenting Examples/Instances of the New Lesson	Song Analysis: ( Ang Saya-Saya) 1. Identify the meter, time signature, key and the first note of the song. 2. (Ans. Triple, , G Major, re) 3. How many phrases are there in the song?  (Ans. four)	Say: A One page comic is a narrative blend of texts and images. It is a compilation of comic strips arranged in series. Each visual narrative is produced from a creative process involving an author and an artist. But most	Teacher will present a sample of a Test Paper and ask what is the object I am holding? (Test Paper) Ask: How do you feel before a test? Of course there is a feel of anxiety and nervous. The test that you will experience may also bring the anxiety on your part. But		

	<p>5. What can you say about the number of beats found in the first measure in the first phrase?</p> <p>5. How about the last measure?</p> <p>6. What is your take with this kind of song or composition?</p>	<p>modern comics are produced using creative teams, which adds letterers, colorists, and inkers into the process. Reading a comic is entirely different from reading a traditional test because of its visual nature. In making a one page comic paneling is one of the most significant part. We can see the importance of panel through its size- the bigger size of the panel shows the focus of the narrative. Make your characters seamless in each movement in the panel.</p>	<p>this kind of test is a non – graded test, the result of which is a goal for you to plan.</p>		
<p>D. <i>Discussing New Concepts and Practicing New Skills 1</i></p>	<p>Do the following:</p> <ol style="list-style-type: none"> <li>Clap the rhythm.</li> <li>Tap the beat.</li> <li>Conduct the pattern.</li> <li>Sing the melodies.</li> <li>Identify what part of the beat the first measure started. (1st, 2nd, or 3rd).</li> </ol> 	<p>Refer to <b>Think Creatively on Activity Sheet</b>, page _____</p>	<p>Ask: What activities may be given to measure regular participation activities? Present different pictures to the class and let the pupils answer what did the picture is all about.</p>	<p>Discuss School health services and Community health services</p>  	<p>Culminating / Post Activity : The class will be divided into 4 Stations</p> <p>Station 1: Three minute Step Test for Cardio- vascular Endurance</p> <p>Station 2: Abdominal Strength Curl ups Test for strength and Endurance</p> <p>Station 3: The Zipper Test for Flexibility</p> <p>Station 4: Push- ups for strength and Flexibility</p>
<p>E. <i>Discussing New Concepts and Practicing New Skills 2</i></p>	<p>What can you say about the following songs?</p> <p>What part of the beat did it start?</p>	<p><b>Ask:</b></p> <ol style="list-style-type: none"> <li>What are the art elements used in your comic?</li> <li>How did you show contrast in your work?</li> <li>How did emphasis help in relaying the mood of your comic?</li> </ol>	<p>Base on the picture presented, which movement is a loco-motor movements and Non loco-motor movements? Explain Why? Regular participation to physical activities improves ones physical fitness. Such</p>	<p>Ask:</p> <ol style="list-style-type: none"> <li>What health services are shown in the pictures?</li> <li>What health services are available in your school and in your community?</li> <li>Why school/community health services important?</li> </ol>	<p>(Individual / Pair activity) – Pupils will execute and perform the assigned self-assessment. Look for a partner to record the result. Do the following physical fitness tests. . Record your result in your notebook.</p>

	<p style="text-align: center;"><b>Harana sa Bukid</b> <small>Tagalog Folk Song</small></p>  <p style="text-align: center;">Ta - o po, may ba - hay, ma - bag - sik ang a - so, buk - san ang bin - ta - nat' ta - yoly mag - pan - dang - ga, Kung wa - lang gi - ta - ra, mas - ki na bi - la - o, Ma - ki - ta ko ta mang ang da - la - ga rin - yo</p>	<p>4. What positive trait/s are needed to come up with a remarkable art work?</p>	<p>can be assessed by self – testing exercises. Self -testing exercises are activities that one does repeatedly to achieve a goal: to improve one’s own fitness level. They consist of exercises that improve one’s endurance, strength, and flexibility.</p>	<p>4. Why should health services be availed?</p>	
<p>F. <i>Developing Mastery</i> (Lead to <i>Formative Assessment</i> 3)</p>	<p>Do the following: 1. Sing the song. 2. Tap the rhythm. 3. Where is the first strong beat? 4. How many beats are in the first measure? 5. How many beats are needed to complete the first measure?</p> <p style="text-align: center;"><b>Manang Biday</b> <small>Ilocano Folk Song</small></p>  <p style="text-align: center;">Ma-nang Bi-day i-lo-kat mo man, Ta-ben-la-na i-ka-lom-ba-ban, Ta-ki-la- Ma-nang Bi-day ma-a-wa-ka-na, Sa-bin-la-na a-lo-ay-ling-nan, Pa-king-gan em toy ki-na-ya-wan Ay ma-la-ya kon no di-nak-kaa-siam, ang a-wit na i-to Pa-ra sa 'yo ga-ling sa pu-so ko.</p>		<p>Group Activity: Game Divide the class in two group. Each group will choose leader. The mechanics of the game is each group will choose one movement it’s either in loco-motor or non-loco-motor movements, the other group will guess the movement they act. The group who will got the highest score will declare the winner</p>	<p>Each group will have a role play depicting on th health services in the school and in the community.</p>	
<p>G. <i>Finding Practical Applications of Concepts and Skills in Daily Living</i></p>	<p>In our lives we do not begin at the same time. Others will be successful earlier but in the end all of us will be successful.</p>	<p>Ask: How did you express yourself in your art work? What positive trait did you acquire in making the art work?</p>	<p>Emphasize to the pupils that safety measures is very important in performing the activity. He/she must be careful in doing the activities to avoid injury.</p>	<p>Why should we avail all these health services?</p>	
<p>H. <i>Making Generalizations and Abstractions About the Lesson</i></p>	<p>In conducting music, the preparatory beat is always important. Some music start with broken or incomplete measure. The missing beats in the first measure are usually completed in the last measure.</p>	<p>When on creates a work of art such as a comic paneling and layouting are the basic tools when one creates a work of art such as a comic. The reader must also get the flow of the conversation easily. Once it was the conversation was established, there should be consistency</p>	<p>Ask: What activities may be given to measure regular participation in physical activities? What are the two types of self-testing Activities? Describe each type and give examples.</p>	<p>Differentiate School Health Services and Community Health Services.</p>	

		throughout the story to avoid confusion. The reader should also acquire understanding of the story summary even without the dialogue because the storyline is clear.							
I. <i>Evaluating Learning</i>	Fill in the chart below.				Ask: How did you express yourself in your art work? What positive trait did you acquire in making the art work?	Let the pupils fill up the Physical Fitness Passport	Write TRUE if the statement avails the health services in the school and FALSE if it is not. 1. A young girl have a regular check –up by the dentist in school and in the community. 2. Carl accidentally slip on the floor and suffered from pain because the doctor is out in the community. 3. The pupils of Valencia Central Elementary School were dewormed every six months. 4. Every time my cousin suffered from dysmenorrhea, she runs to her mother for a medicine. 5. The whole Grade 6 class of San Jose Elementary School is a beneficiary of the NGO dental mission.	Performance Task	
	TITL E	MET ER	WITH BROKEN MEASURE						On wha t <b>beat</b> did the son g start ? ( 1st, 2nd, 3rd , or 4th )
			YES	NO					
	<i>Pilip inas Kon g Ma hal</i>								
	Let it Go								
Pus ong Bato									
J. Additional Activities for Application or Remediation							Write at least 3 of the health services you availed in school and in the community.		
V. MGA TALA									
VI. PAGNINILAY									

A. Bilang ng mag-aaral na nakakuha ng 80% sa pagtataya.					
B. Bilang ng mga-aaral na nangangailangan ng iba pang gawain para sa remediation					
C. Nakatulong ba ang remediation? Bilang ng mag-aaral na nakaunawa sa aralin.					
D. Bilang ng mga mag-aaral na magpapatuloy sa remediation					
E. Alin sa mga istratehiyang pagtuturo ang nakatulong ng lubos? Paano ito nakatulong?					
F. Anong suliranin ang aking naranasan na nasolusyunan sa tulong ng aking punungguro at superbisor?					
G. Anong kagamitan ang aking nadibuho na nais kong ibahagi sa mga kapwa ko guro?					