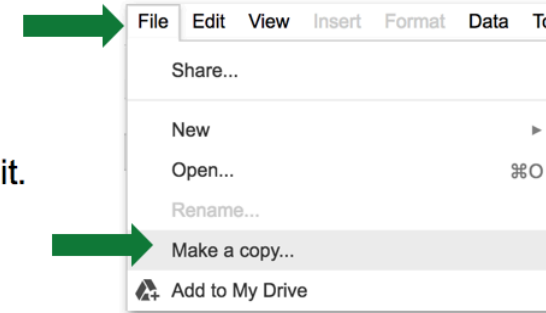


How to use this template:

This is a view-only file and cannot be edited.


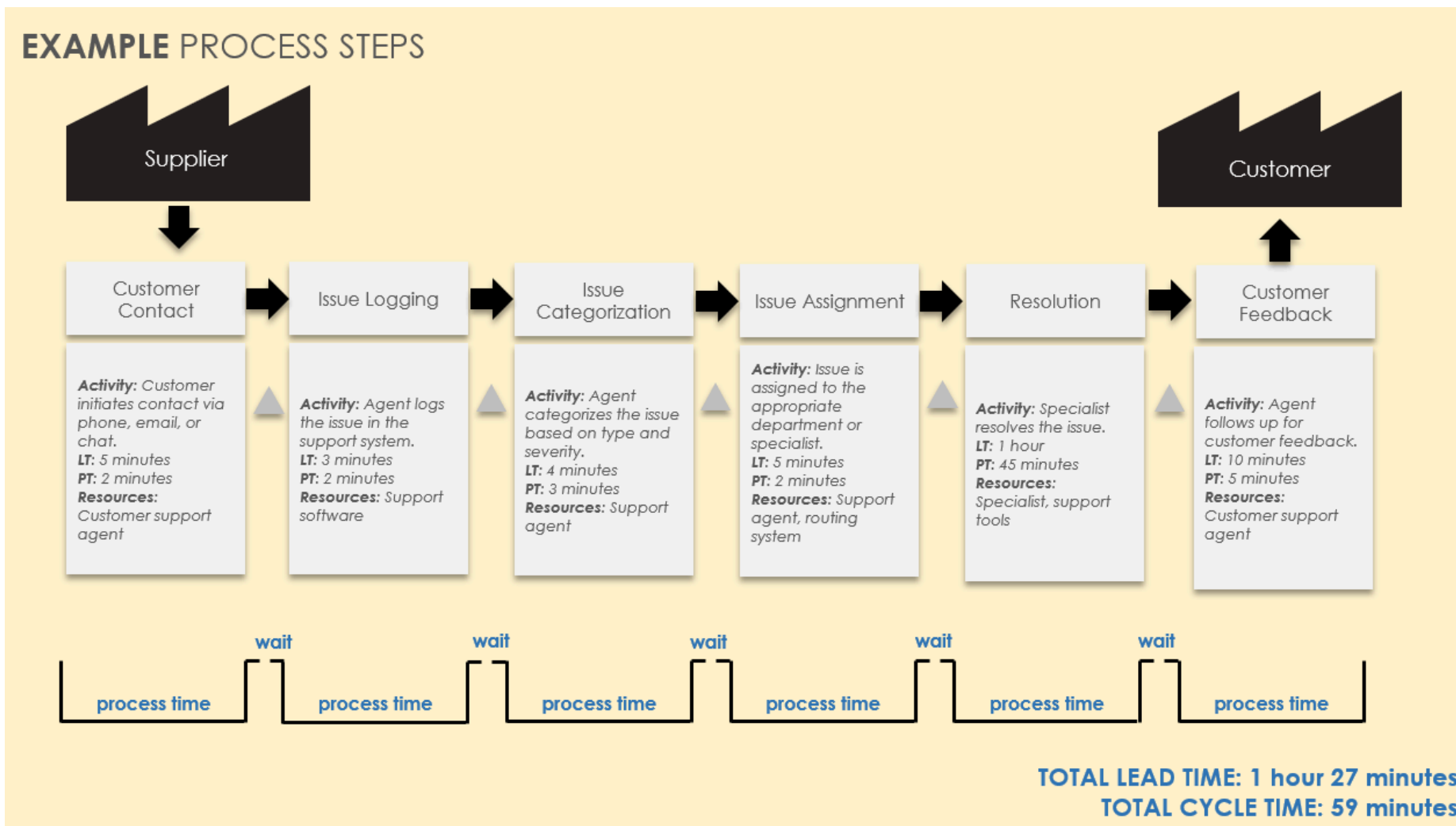
Create your own copy of this template to edit.

In the menu, click **File > Make a copy...**



Try  **smartsheet** for free

Basic Value Stream Map Template Example

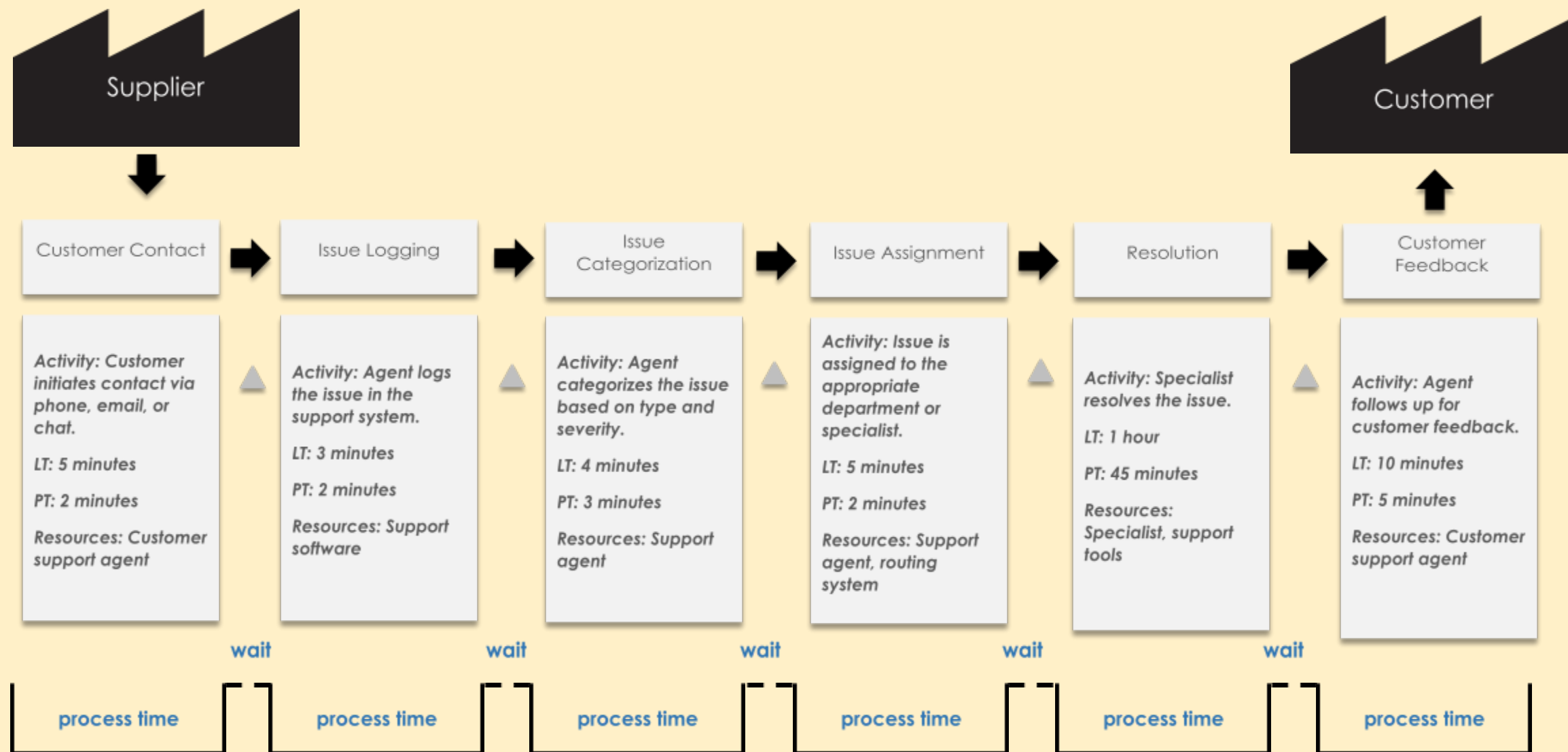


For descriptions, see **VSM Icons Legend** on Page 4 of this document.

To create your own VSM, copy and paste icons from the **VSM Icons** on Page 5 of this document.

EXAMPLE Process Steps

TITLE: Customer Support Process VSM



TOTAL LEAD TIME: 1 hour 27 minutes

TOTAL CYCLE TIME: 59 minutes

NOTES



Bottlenecks: Issue assignment and resolution stages often face delays.



Recommendations: Implement automated issue categorization and assignment to reduce lead times.

Process Steps

TITLE: Title here

For descriptions, see **VSM Icons Legend** on Page 4 of this document.

To create your own VSM, copy and paste icons from the **VSM Icons** on Page 5 of this document.

NOTES









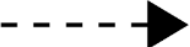
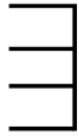












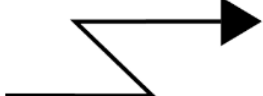










Bottlenecks:



Recommendations:








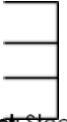























TOTAL LEAD TIME: 0 hours 00 minutes
TOTAL CYCLE TIME: 0 hours 00 minutes

ICONS LEGEND

 <p>Process Box: Represents a process or operation.</p>	 <p>Supplier/Customer: Depicts external suppliers or customers.</p>	 <p>Data Box: Contains process-related data.</p>	 <p>Push Arrow: Indicates the act of material flow from one process to another.</p>	 <p>Shipment Arrow: Indicates finished goods being sent to the customer.</p>	 <p>Internal Shipment: Shows internal material movement.</p>
 <p>Pull Arrow: Indicates a pull system.</p>	 <p>Supermarket: Stockpoint that acts as a buffer of inventory.</p>	 <p>Kanban Post / Signal Kanban: An inventory signaling point.</p>	 <p>Production Control: Represents the central production control.</p>	 <p>Inventory: Indicates inventory between processes.</p>	 <p>Improvement: Kaizen bursts and improvements.</p>
 <p>Load Leveling: Shows load leveling.</p>	 <p>Safety Stock: Shows safety stock levels.</p>	 <p>Finished Goods: Represents finished goods inventory.</p>	 <p>Production Kanban: Production needed of a specific quantity to supply parts.</p>	 <p>Withdrawal Kanban: Indicates withdrawal of a specific quantity.</p>	 <p>Customer/Supplier (Extended): More detailed representations for customer and supplier types.</p>
 <p>Work Cell: Represents a work cell configuration of multiple processes</p>	 <p>Manual Info: Represents manual information flow.</p>	 <p>Electronic Info: Depicts electronic information flow.</p>	 <p>Physical Pull: Indicates the act of physical removal of materials.</p>	 <p>Operator Icon: Represents the number of operators.</p>	 <p>Communication: Different forms of communication.</p>
 <p>Timeline: The timeline/time taken for processes.</p>	 <p>Heijunka Box: Depicts load leveling scheduling.</p>	 <p>External Shipment: Indicates shipments to external customers.</p>	 <p>Transportation: Specific for different transport methods.</p>	<div><p>Information: More detailed information flow.</p></div> <div><p>Quality Control: Indicates quality control points.</p></div>	 <p>FIFO LANE: First In, First Out - each part leaves in the same order that it arrives.</p>

Copy and paste the icons below to create your own VSM.

ICONS LEGEND

 <p>Process Box: Represents a process or operation.</p>	 <p>Supplier/Customer: Depicts external suppliers or customers.</p>	 <p>Data Box: Contains process-related data.</p>	 <p>Push Arrow: Indicates the act of material flow from one process to another.</p>	 <p>Shipment Arrow: Indicates finished goods being sent to the customer.</p>	 <p>Internal Shipment: Shows internal material movement.</p>
 <p>Pull Arrow: Indicates a pull system.</p>	 <p>Supermarket: Stockpoint that acts as a buffer of inventory.</p>	 <p>Kanban Post / Signal Kanban: An inventory signaling point.</p>	 <p>Production Control: Represents the central production control.</p>	 <p>Inventory: Indicates inventory between processes.</p>	 <p>Improvement: Kaizen bursts and improvements.</p>
 <p>Load Leveling: Shows load leveling.</p>	 <p>Safety Stock: Shows safety stock levels.</p>	 <p>Finished Goods: Represents finished goods inventory.</p>	 <p>Production Kanban: Production needed of a specific quantity to supply parts.</p>	 <p>Withdrawal Kanban: Indicates withdrawal of a specific quantity.</p>	 <p>Customer/Supplier (Extended): More detailed representations for customer and supplier types.</p>
 <p>Work Cell: Represents a work cell configuration of multiple processes</p>	 <p>Manual Info: Represents manual information flow.</p>	 <p>Electronic Info: Depicts electronic information flow.</p>	 <p>Physical Pull: Indicates the act of physical removal of materials.</p>	 <p>Operator Icon: Represents the number of operators.</p>	 <p>Communication: Different forms of communication.</p>
 <p>Timeline: The timeline/time taken for processes.</p>	 <p>Heijunka Box: Depicts load leveling scheduling.</p>	 <p>External Shipment: Indicates shipments to external customers.</p>	 <p>Transportation: Specific for different transport methods.</p>	<div><p>Information: More detailed information flow.</p></div> <div><p>Quality Control: Indicates quality control points.</p></div>	 <p>FIFO LANE: First In, First Out - each part leaves in the same order that it arrives.</p>

DISCLAIMER

Any articles, templates, or information provided by Smartsheet on the website are for reference only. While we strive to keep the information up to date and correct, we make no representations or warranties of any kind, express or implied, about the completeness, accuracy, reliability, suitability, or availability with respect to the website or the information, articles, templates, or related graphics contained on the website. Any reliance you place on such information is therefore strictly at your own risk.