





|   |   |
|---|---|
| <b>Lesson Topic : Kawa of Care</b>  |   |
| <b>Year Group : Year 3 and 4</b>  |   |
| <b>Learning Outcome</b>   | We are learning to create a movie demonstrating what we learnt from the Kawa of Care.   |
| <b>Links with the <a href="#">New Zealand Curriculum</a></b><br> | <p><b>LITERACY:</b></p> <p><b>Purposes and audiences:</b> Show some understanding of how to shape texts for different purposes and audiences.</p> <p><b>CYBERSMART:</b><br/><b>Smart learners are at home in a digital world</b></p> <ul style="list-style-type: none"> <li>■ Understand and demonstrate responsible use of their device as described in the Kawa of Care Responsible Use Student Agreement</li> <li>■ Confidently navigate and harness their device and learning applications</li> </ul> |
| <b><a href="#">Key Competencies</a></b><br>                     | <p><b>Thinking</b><br/>Students will have a think about which element of the Kawa of Care they think is most important to illustrate.</p> <p><b>Participating and Contributing</b><br/>Students will be discussing their thoughts with a small group and contributing to a collaborative Google doc as they brainstorm and plan their video.</p> <p><b>Managing Self</b><br/>Students will manage themselves to complete their element of the video to the highest standard.</p>                          |
| <b>Prior knowledge</b><br>                                     | The students have previously learnt about the Kawa of Care for ipads in previous years. They have also participated in the first episode of the Manaiakalani Cybersmarts Challenge.   |
| <b>Lesson Sequence</b>  | <b>Session Outline</b>  |

|    | <table border="1"> <thead> <tr> <th data-bbox="347 241 917 309">Student Activity</th><th data-bbox="925 241 1497 309">Teacher Activity</th></tr> </thead> <tbody> <tr> <td data-bbox="347 320 917 566"> <b>Learn:</b> <ul style="list-style-type: none"> <li>- Complete the Manaiakalani Cybersmarts Challenge #1:</li> <li>- Kawa of Care</li> </ul> </td><td data-bbox="925 320 1497 902" rowspan="3"> <ol style="list-style-type: none"> <li>1. Introduce the importance of keeping our Chromebooks safe at all times.</li> <li>2. Assist students in the process of completing the Cybersmarts Challenge</li> <li>3. Provide an opportunity for students to share what they think are important elements to illustrate in the Kawa of Care</li> <li>4. Have the <a href="#">ipad video</a> example ready to show.</li> <li>5. Work with students to develop their script ideas</li> <li>6. Assist students with movie making and blog posting.</li> </ol> </td></tr> <tr> <td data-bbox="347 577 917 846"> <b>Create:</b> <ul style="list-style-type: none"> <li>- A collaborative Google Doc showing your group brainstorm and script ideas</li> <li>- A video illustrating the important elements of the Kawa of Care</li> </ul> </td></tr> <tr> <td data-bbox="347 857 917 1093"> <b>Share:</b> <ul style="list-style-type: none"> <li>- Share your video on your blog</li> </ul> </td></tr> </tbody> </table> | Student Activity | Teacher Activity | <b>Learn:</b> <ul style="list-style-type: none"> <li>- Complete the Manaiakalani Cybersmarts Challenge #1:</li> <li>- Kawa of Care</li> </ul> | <ol style="list-style-type: none"> <li>1. Introduce the importance of keeping our Chromebooks safe at all times.</li> <li>2. Assist students in the process of completing the Cybersmarts Challenge</li> <li>3. Provide an opportunity for students to share what they think are important elements to illustrate in the Kawa of Care</li> <li>4. Have the <a href="#">ipad video</a> example ready to show.</li> <li>5. Work with students to develop their script ideas</li> <li>6. Assist students with movie making and blog posting.</li> </ol> | <b>Create:</b> <ul style="list-style-type: none"> <li>- A collaborative Google Doc showing your group brainstorm and script ideas</li> <li>- A video illustrating the important elements of the Kawa of Care</li> </ul> | <b>Share:</b> <ul style="list-style-type: none"> <li>- Share your video on your blog</li> </ul> |
|---|---|------------------|------------------|---|--|---|---|
| Student Activity  | Teacher Activity  |                  |                  |   |  |   |   |
| <b>Learn:</b> <ul style="list-style-type: none"> <li>- Complete the Manaiakalani Cybersmarts Challenge #1:</li> <li>- Kawa of Care</li> </ul>   | <ol style="list-style-type: none"> <li>1. Introduce the importance of keeping our Chromebooks safe at all times.</li> <li>2. Assist students in the process of completing the Cybersmarts Challenge</li> <li>3. Provide an opportunity for students to share what they think are important elements to illustrate in the Kawa of Care</li> <li>4. Have the <a href="#">ipad video</a> example ready to show.</li> <li>5. Work with students to develop their script ideas</li> <li>6. Assist students with movie making and blog posting.</li> </ol>  |                  |                  |   |  |   |   |
| <b>Create:</b> <ul style="list-style-type: none"> <li>- A collaborative Google Doc showing your group brainstorm and script ideas</li> <li>- A video illustrating the important elements of the Kawa of Care</li> </ul> |   |                  |                  |   |  |   |   |
| <b>Share:</b> <ul style="list-style-type: none"> <li>- Share your video on your blog</li> </ul>   |   |                  |                  |   |  |   |   |
| <b>Resources</b>  | <a href="#">iPad Video</a><br><a href="#">Manaiakalani Cybersmart Challenge #1: Kawa of Care</a>  |                  |                  |   |  |   |   |
| <h2 style="text-align: center;">Reflection and Analysis</h2>  |   |                  |                  |   |  |   |   |
|   | <p><b>Lesson Content</b> - The students were able to actively engage with the elements in our Kawa of Care and bring it to a level that they were able to actively illustrate and understand</p> <p><b>Lesson Pacing</b> - This lesson was paced well and students were able to grasp concepts easily. They are becoming more confident working on a collaborative document.</p> <p><b>Lesson Delivery</b> -The lesson was facilitated well enough for students to gather the information that I had planned.</p> <p><b>Student Understanding</b>- Students love showing off their Chromebook skills and they are so excited to have the new device. Students are becoming more and more confident working on a collaborative document while sharing their ideas in a small group setting that is not facilitated by a teacher.</p>   |                  |                  |   |  |   |   |