Cambium Clicksheet:
Viewing Frequency Distribution for the ECR and Downloading Results by Reporting Category in the CRS

1	Go to https://texasassessment.gov and click on **Testing Personnel.** Scroll down to the last set of tiles or cards and select the **Centralized Reporting System (CRS)** card.	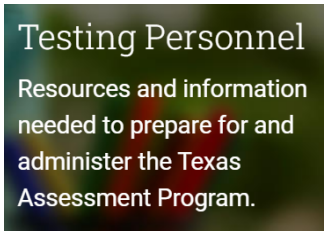 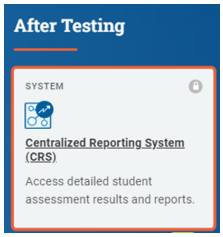
2	You will be prompted to log in, input your Pasadena ISD email address and password. Select **Log In**.	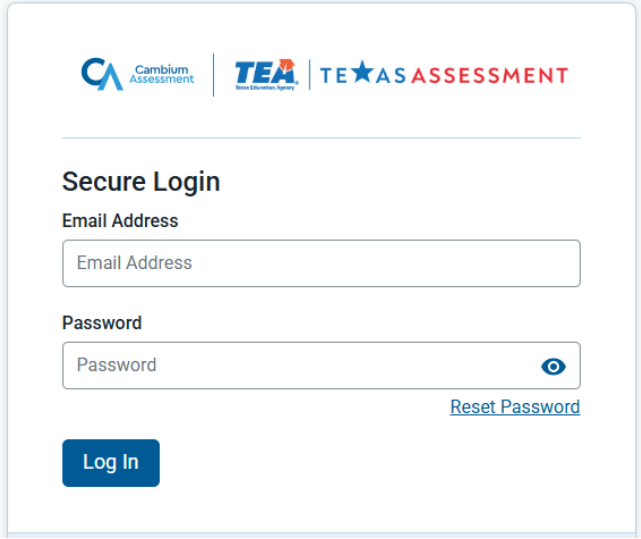
3	On the Administration Tasks screen, select the appropriate User Role> Texas XXXX-XXXX School Year > and campus (if needed based on role selected). Select **Continue**.	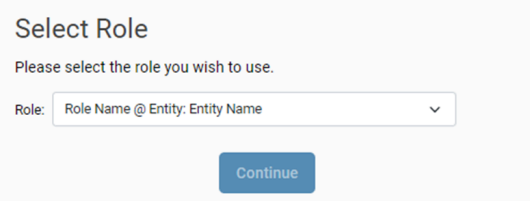
4	From the Dashboard menu: • Select "**STAAR Summative**" • Then select "**Go to Dashboard**" from the bottom of the page.	

Cambium Clicksheet:
Viewing Frequency Distribution for the ECR and Downloading Results by Reporting Category in the CRS

Viewing the Frequency Distribution for the RLA ECR

5	Select **"STAAR Summative Reading Language Arts"**	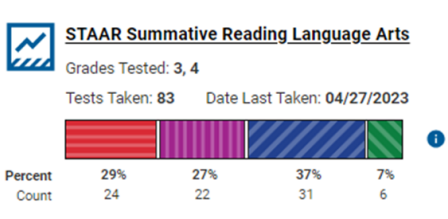
6	Select the **Grade Level.**	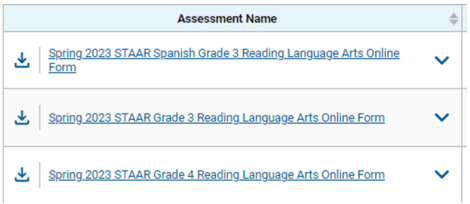
7	Select the "**Performance by Student**" tab.	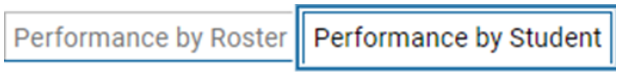
8	Expand the "**Writing**" ribbon. This will be displayed vertically on the screen. Find the item valued at 10 points. This will be the ECR item.	 

Cambium Clicksheet:
Viewing Frequency Distribution for the ECR and Downloading Results by Reporting Category in the CRS

	Select the item number.	
9	The exam item (question) will be displayed on the screen. In the upper right corner of your screen, select "**Rubric and Resources**."	
10	Then, select the down arrow next to the text "Frequency Distribution of Student Responses" from this page to view how many students scored each of the possible values for this item 0-10.	

Points Earned										
0	1	2	3	4	5	6	7	8	9	10
4	0	0	0	0	1	0	0	0	0	0

Downloading Student Performance by Reporting Categories

1	Go to https://texasassessment.gov and click on **Testing Personnel.** Scroll down to the last set of tiles or cards and select the **Centralized Reporting System (CRS)** card.	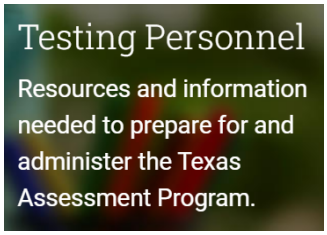 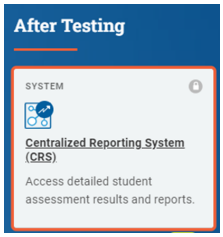
2	You will be prompted to log in, input your Pasadena ISD email address, and password. Select **Log In**.	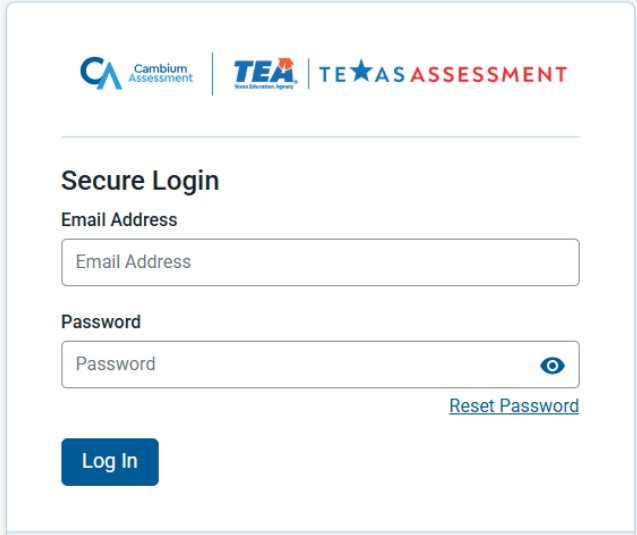

Cambium Clicksheet:
Viewing Frequency Distribution for the ECR and Downloading Results by Reporting Category in the CRS

3	If prompted, select your campus from the dropdown menu. Select **Continue**.	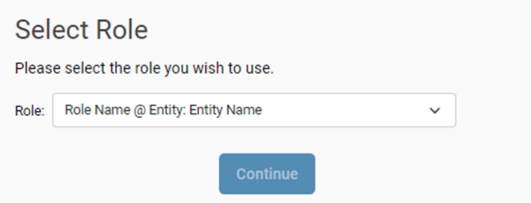
4	From the Dashboard menu: • Select "**STAAR Summative.**" • Then select "**Go to Dashboard**" from the bottom of the page. 	
5	Select the desired content by clicking on the name of the exam.	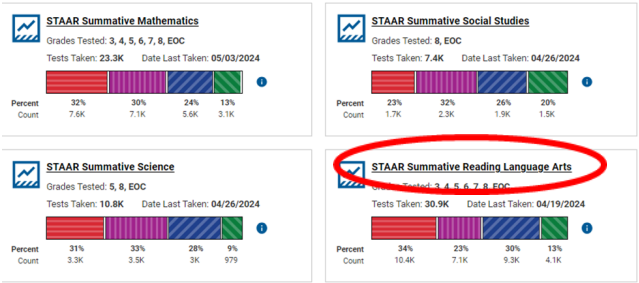
6	Select the download icon to the left of the grade level exam you wish to download.	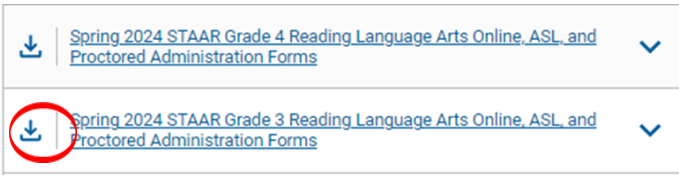

Cambium Clicksheet:
Viewing Frequency Distribution for the ECR and Downloading Results by Reporting Category in the CRS

7

Use the options available in the pop-up window to select the desired options and select "**Export Assessment Data**."

The report will be exported to your **Secure File Center** in TIDE.

On the next pop-up, select "**Yes**" to export the report.

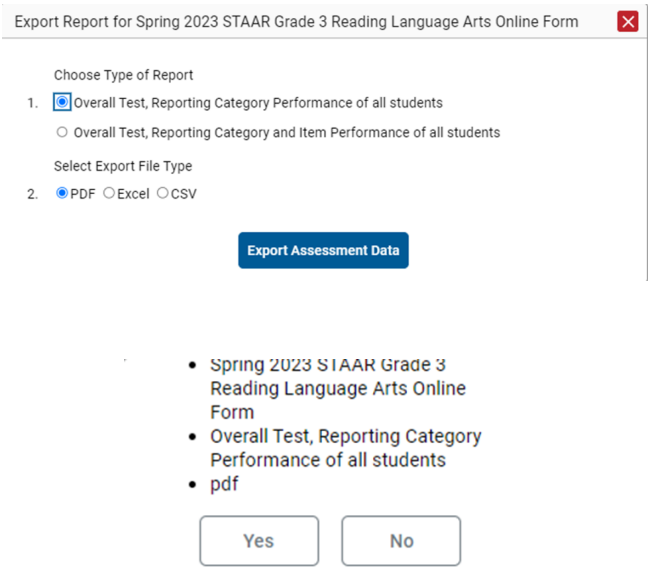

8

Selecting "**Yes**" will take you to the **Secure File Center**, where you will have access to the report you created.

You may also access the **Secure File Center** by selecting the icon from the top of the screen

or select the **Secure File Center** card when you log in at texasassessment.gov

Selecting the name of the file you requested will provide the information you requested. It may require a few minutes for the report to be generated, or you may be required to exit and then re-enter the Secure File Center to access your report.

As selected, the report will show the Percentile Rank and Lexile Measure for each student.

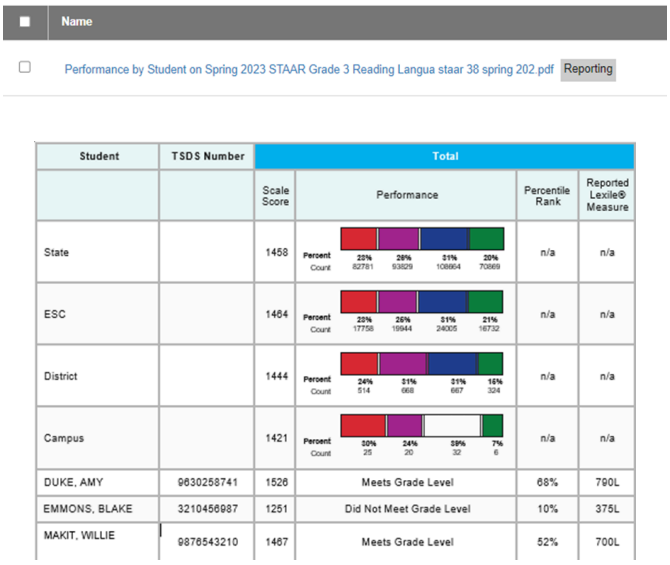

Student	TSDS Number	Total			
		Scale Score	Performance	Percentile Rank	Reported Lexile® Measure
State		1458	Percent 23% 28% 31% 20%; Count 82781 93829 108664 70869	n/a	n/a
ESC		1464	Percent 23% 26% 31% 21%; Count 17758 19944 24005 16732	n/a	n/a
District		1444	Percent 24% 31% 31% 16%; Count 514 668 667 324	n/a	n/a
Campus		1421	Percent 30% 24% 39% 7%; Count 25 20 32 6	n/a	n/a
DUKE, AMY	9630258741	1526	Meets Grade Level	68%	790L
EMMONS, BLAKE	3210456987	1251	Did Not Meet Grade Level	10%	375L
MAKIT, WILLIE	9876543210	1467	Meets Grade Level	52%	700L

Cambium Clicksheet:
Viewing Frequency Distribution for the ECR and Downloading Results by Reporting Category in the CRS

	In addition to student performance by reporting category.	

Student	TSDS Number	1. Reading
		Points Earned out of Points Possible
State		16/26
ESC		16/26
District		15/26
Campus		14/26
DUKE, AMY	9630258741	16/26
EMMONS, BLAKE	3210456987	8/26
MAKIT, WILLIE	9876543210	21/26