

Margin: 2.5 all sides with one space. Beginning of paragraph jutting 1 cm.

## **Article Type: Short Communication/Full Paper/Review Article (select one)**

**Title, written in Capital Letter for the first letter in the Word (Not Capital for Conjunction) and Bold**

**Author Name Without Title, Bold : Syaiful Anwar<sup>1</sup>, Muhammad Arief<sup>2</sup> and Agustono<sup>2</sup>**

**Author ORCID iD (all authors)**

<sup>1</sup>Name of Study Program/Department of Origin, Faculty, University, full address, city, zip code, country

Example:

<sup>1</sup>Aquaculture Study Program, Faculty of Fisheries and Marine, Airlangga University, Airlangga University, Jl. Mulyorejo, Mulyorejo, Surabaya 60115, Indonesia

\*Correspondence email address, example: \*syaiful-an-11@fpk.unair.ac.id

### **Abstract (bolded, space after paragraph 12 pt)**

Abstract written in English along with keywords with the letters TNR 10 pt, justified, 1 space, and 0 before/space after paragraph. This document describes the full core of the problem, which includes the background of the problem briefly, the objectives, methodology or research design, results, and conclusions. Abstract no more than 250 words (In the final line given space after paragraph 12 pt)

Keywords: The number of keywords varies between 3-6 words that can describe the overall subject matter of the research. Written in capital letters at the beginning of each keyword (not capital for the conjunctions). (space after paragraph 12 pt)

**The writing format ranges from Introduction to conclusions using sizes 12 pt, justified, 1 space, in A4 paper format, written in one column, and between paragraphs without spaces (except in the final paragraph is spaced after paragraph 12 pt to separate between chapters / sub-chapters). The paragraph is written jutting to the right of 1 cm.**

**INTRODUCTION** (the title of each chapter is written in all capital letters, TNR 12 pt, bolded, and without space after paragraph)

The introduction contains background, literature review, scientific novelty, and research land time or hypothesis.

## **METHODOLOGY**

### **Ethical Approval**

When live animals are used in the research, authors are obliged to mention the ethical approval for handling the animal to ensure the animals are not harmed or improperly treated.

**Time and Place** (the title of each sub-chapter is written in capital letters at the beginning of the word (except the hyphen), TNR 12 pt, bolded, and without space after paragraph)

This sub-chapter describes the specific time and place of the study.

### **Research Materials**

The device also listed the brand, type, and country in which it was manufactured, for example, spectrophotometer (KJ-2097, Germany), and bacterial incubator (MCO-5AC, Panasonic USA). Writing research materials also includes the name of the manufacturer and the country in which the material was produced, for example TSA (Becton Dickinson, Sparks, MD, USA). In social research, the description of the material does not need to be listed.

Margin: 2.5 all sides with one space. Beginning of paragraph jutting 1 cm.

### Research Design

The research design outlines methods of taking research data (e.g., experiments, censuses, case studies), types/types of treatments or variables (if experimental), the number of repeats, and the way of determination and sampling.

When there are mathematical equations, equations are created using equation editors. Each equation is written on the left margin (not centered) and uses **the Equation Editor** (Ms. Word), rather than in the form of an image (GIF, JPG, etc.). In addition, the formula listed must be accompanied by a library source.

### Work Procedure

Work procedures outline how the work or implementation of research is conducted, including data collection. The writing of work procedures should be organized and sequential.

### Data Analysis

Data analysis describes in detail the analysis to be used in testing/measuring/calculating research parameters, for example, statistics (ANOVA, Kolmogorov-Smirnov), descriptive, and others.

## RESULTS AND DISCUSSIONS

Results and discussions include data on the results of research and its discussion. Research results can be listed in the form of schematics, tables, images, or photographs during the conduct of the research. Presentation of data in the form of average values should also be included standard deviation (standard deviation) or standard error (standard error).

The description of the discussion includes the process of interpretation of the results of research data analysis in an effort to reach a conclusion that is complemented by a review of supporting libraries. Writing results and discussion can be done in different sub-chapters.

If you want to present images, graphs, and tables, follow the format below: (Space after paragraph 12 pt)

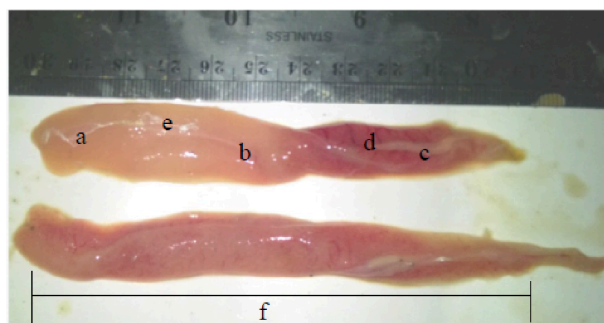


Figure 1. The results of macro-observations-the anatomy of puso fish gonads.

Description: (a) the anterior part of the gonad, (b) the medial part of the gonad, (c) the posterior part of the gonad, (d) the blood capillary in the posterior, (e) the part of the gonad that is still murky white, (f) the purplish-red gonad sample due to the diffuse blood capillaries. (TNR 10 pt)

Margin: 2.5 all sides with one space. Beginning of paragraph jutting 1 cm.

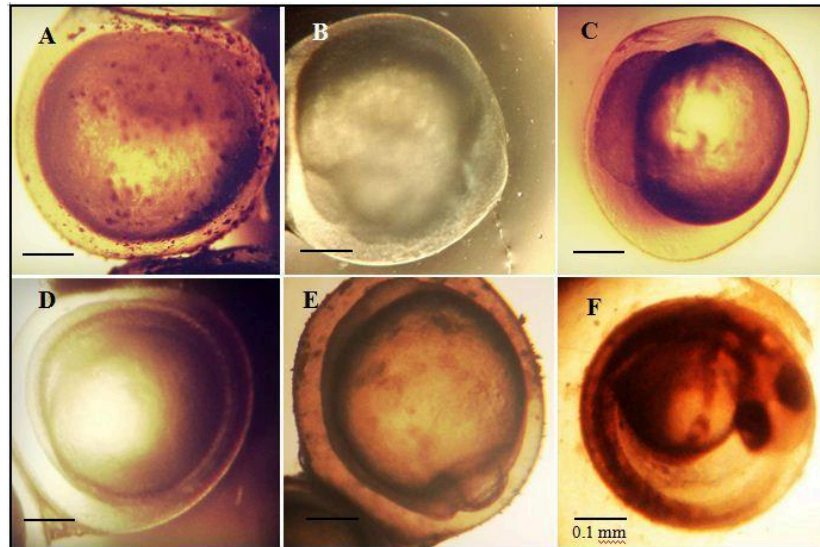


Figure 2. Embryogenesis phase of comet fish eggs (40x microscopy magnification). (Uppercase writing is only at the beginning of the sentence and ends with a dot. If the title is more than 1 line, the second row is parallel to the start of the sentence) (Space before paragraph 6 pt and Space after paragraph 6 pt)

Description: (A) Fermented eggs, (B) Cleavage, (C) Blastula, (D) Gastrula, (E) Neurula, (F) Organogenesis (Images should be presented in jpeg or GIF form and should be accompanied by a comparison scale to make it easier for the reader. If there is a picture caption, it is also written in the letter TNR 10 pt) (Space after paragraph 12 pt)

Graphics are created without axis lines and edges/frames. Graphics are not in the form of images (GIF, JPG, etc.). Letters and numbers written using TNR 12 pt are not bolded. The size of the image is made proportional to be clearly visible. (Space after paragraph 12 pt)

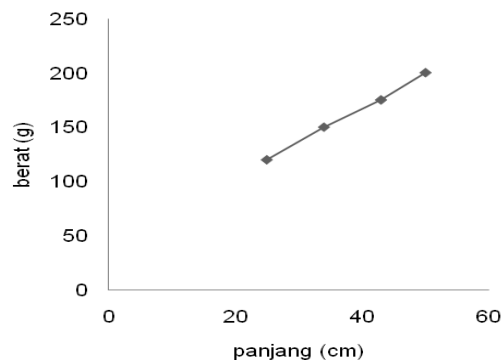


Figure 3. The length and weight relationship of the fish —◆— (: image caption made separate from the image and placed together with the title). (Space before paragraph 6pt and Space after paragraph 12 pt)

Tables are created without column lines. The line is only on the title and the bottom side. Here's an example of table writing. (Space after paragraph 12 pt)

Margin: 2.5 all sides with one space. Beginning of paragraph jutting 1 cm.

Table 1. The title of the table is written in capital letters only at the beginning of the sentence and ends with a dot. If the title is more than 1 line, the second line is aligned with the beginning of the sentence. (Space after paragraph 6 pt)

No	Treatment	Value (%)
1.	P1	10
2.	P2	5.5
3.	P3	5
4.	P0	3

(Space after paragraph 12 pt)

## CONCLUSION

Conclusions describe the results of the interpretation of discussions formulated briefly, densely, and clearly to provide a concise picture of the study's results or prove the hypothesis's truth.

## CONFLICT OF INTEREST

The conflict of interest contains a declaration that there is no conflict of interest among all authors upon writing and publishing the manuscript.

## AUTHOR CONTRIBUTION

The author's contribution contains an explanation of the contribution each author provides to the study/experiment.

## ACKNOWLEDGEMENTS

Acknowledgments contain all parties/personnel other than the authors who significantly support the research. If the research was funded by a certain grant, the grant provider along with the grant number must also be mentioned.

## REFERENCES

The bibliography is corrected by using the letters TNR 12 pt, left-right average, 1 space, and without space before/after paragraph. The second row and so on jut to the right by 1 cm. Here is an example of a bibliography writing (Harvard Style):

Journal:

**Last name, first name initials, last name, first name initials. and Last Name, Initials., Year. Article title. *Journal name, volume(number), pp.page. DOI.***

Marean, C.W., Bar-Matthews, M., Bernatchez, J., Fisher, E., Goldberg, P., Herries, A.I., Jacobs, Z., Jerardino, A., Karkanas, P., Minichillo, T. dan Nilssen, P.J., 2007. Early human use of marine resources and pigment in South Africa during the Middle Pleistocene. *Nature*, 449(7164), p.905. <https://doi.org/10.1038/nature06204>

Book:

**Last Name, First Name Initials., Year. *Title*, Edition. Publisher, City Rising. Number of pages.**

Margin: 2.5 all sides with one space. Beginning of paragraph jutting 1 cm.

Amri, K. and Khairuman, 2005. *Intensive Tilapia Fish Cultivation*. AgroMedia, Jakarta. p.144.

Website:

Rolph, G.D., 2003. Real-time environmental applications and display system (READY) website. <http://www.arl.noaa.gov/ready.php>.

Proceedings:

Lackner, K.S., Brennan, S., Matter, J.M., Park, A.H.A., Wright, A. and Van Der Zwaan, B., 2012. The urgency of the development of CO<sub>2</sub> capture from ambient air. *Proceedings of the National Academy of Sciences*, 109(33), pp.13156-13162.