





Algebra Scavenger Hunt

Your Task	our Find
Find a picture that has an undefined slope in it. (2)	
Find a picture that has a zero sloped line in it. (2)	
Find a picture that has a positive slope in it. (2)	

Find a picture that has a negative slope in it. (2)

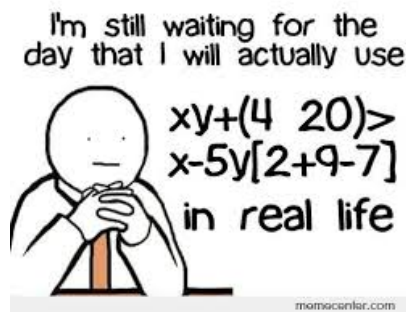


Find something with a repeating pattern and write a brief explanation about how the pattern repeats. (5)



The three cubes stacked together and the lines on them connecting the stacks.

Find a cartoon *about* math (not just one that has a number in it). (3)

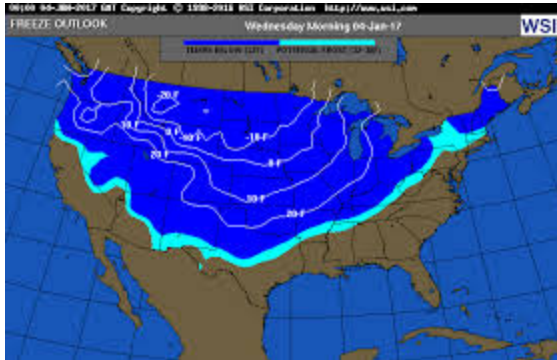
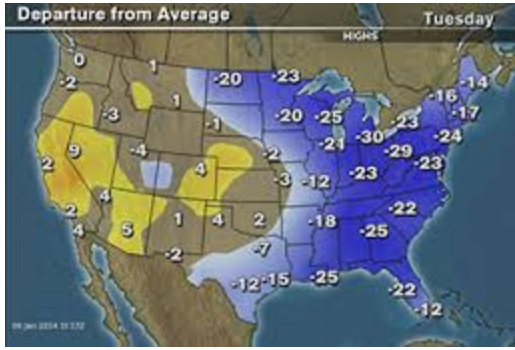
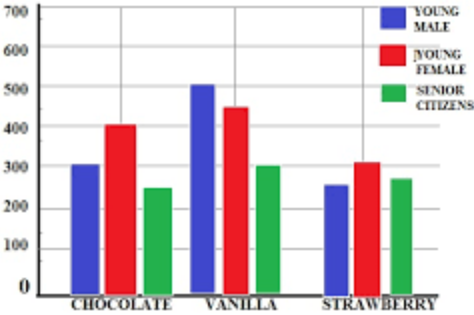


Find a graph from a newspaper related to business (the newspaper print itself must be submitted). (5)



Find an article about the housing industry that references one of the measures of central tendency. (5)

https://www.researchgate.net/publication/24120767_Measuring_Housing_Price_Growth_-_Using_Stratification_to_Improve_Median-based_Measures

Find an article about employment rates as percents. (4)	https://economix.blogs.nytimes.com/2013/04/05/the-employment-rate/?_r=0																
Find a picture of a weather map that shows negative numbers. (3)																	
Find an article about a sport that uses math and describe how it is used. (6)	http://jwilson.coe.uga.edu/EMAT6680/Huffman/Mathematics%20in%20Sports/MathematicsSports.html You need to use velocity, range, and height to figure out how hard or how strong to shoot it.																
Find a weather report for one city that references both positive and negative numbers in the same report. (5)																	
Find a bar graph or histogram and write a brief explanation of what the graph is representing with the data given. (8)	<p>FAVORITE MILK DRINK FLAVOR</p>  <table><thead><tr><th>Flavor</th><th>Young Male</th><th>Young Female</th><th>Senior Citizens</th></tr></thead><tbody><tr><td>CHOCOLATE</td><td>300</td><td>400</td><td>250</td></tr><tr><td>VANILLA</td><td>500</td><td>450</td><td>300</td></tr><tr><td>STRAWBERRY</td><td>250</td><td>300</td><td>250</td></tr></tbody></table> <p>The blue is the young males, the red is the young females, and green is the senior citizens. The flavors below are the milk flavors that they prefer.</p>	Flavor	Young Male	Young Female	Senior Citizens	CHOCOLATE	300	400	250	VANILLA	500	450	300	STRAWBERRY	250	300	250
Flavor	Young Male	Young Female	Senior Citizens														
CHOCOLATE	300	400	250														
VANILLA	500	450	300														
STRAWBERRY	250	300	250														

Submit a picture of something outside our school, but in the community that shows parallel lines and explain exactly where it was located. (5)



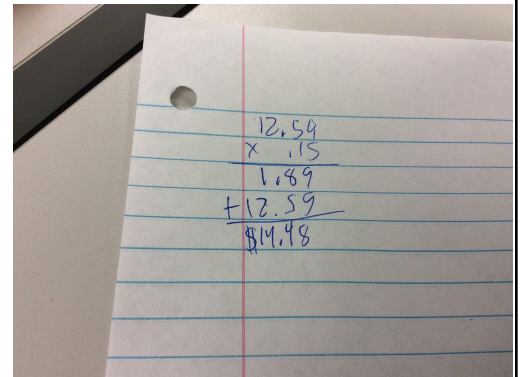
It's located in town square by all the shops.

Submit a picture of something outside our school, but in the community that shows perpendicular lines and explain exactly where it was located. (5)



It is located outside the Fairfield Elementary School, it is the green fence.

Submit a restaurant receipt and calculate the 15% tip. Show the hand multiplication of calculating the 15% tip and circle the total amount with tip included. (6)



Ying Thai Kitchen
2220 Queen Anne AVE N
Seattle WA 98109
Tel. (206) 285-8424 Fax. (206) 285-8427
www.yingthai.kitchen.com
Welcome to Ying Thai Kitchen Restaurant.

Order#: 17 Table 2
Date: 7/4/2013 7:28 PM
Server: Jack (T.4)

44 Ginger Lover \$9.50
[Pork][2**]
Brown Rice \$2.00

Total 2 Item(s) \$11.50
Sales Tax \$1.09

Grand Total \$12.59

Tip Guide
15%=\$1.89, 10%=\$2.27, 20%=\$2.52
Thank you very much.
Come back again