



GRADES 1 to 12
DAILY LESSON LOG

School: **Visit DepEdresources.com for more**

Teacher: **File Created by Ma'am ESTRELLITA S. VINZON**

Teaching Dates and Time: **OCTOBER 2 – 6, 2023 (WEEK 6-DAY3)**






Grade Level: **II**

Learning Area: **ALL SUBJECTS**


Quarter: **1ST QUARTER**

OBJECTIVES	ESP (7:45-8:15)	A.P (8:15- 8:55)	ENGLISH (9:15- 10:05)	MTB (10:05- 10:55)	MATH (1:00-1:50)	FILIPINO (1:50- 2:40)	MAPEH (P.E) (2:40-3:20)
A. Content Standard	Naipamamalas ang pag-unawa sa kahalagahan ng pagkilala sa sarili at pagkakaroon ng disiplina tungo sa pagkakabuklod-buklod o pagkakaisa ng mga kasapi ng tahanan at paaralan.	Naipamamalas ang pag-unawa sa kahalagahan ng kinabibilangang komunidad.	Demonstrates understanding of sentence construction for correct expressions.	Demonstrates understanding of grade level narrative and informational texts.	Demonstrates understanding of addition of whole numbers up to 1000 including money.	Naipakikita ang kasanayan sa paggamit ng Filipino sa pasalita at di pasalitang pakikipagtalastasan Nagkakaroon ng papaunlad na kasanayan sa wasto at maayos na pagsulat at paggamit sa mga pamantayan sa pagsulat	Demonstrates understanding of body shapes and body actions in preparation for various movement activities
B. Performance Standard	Naisasagawa ang kusang pagsunod sa mga tuntunin at napagkasunduang gagawin sa loob ng tahanan.	Malikhaing nakapagpapahayag/ nakapagsasalarawan ng kahalagahan ng kinabibilangang komunidad.	Properly identify and describes people, animals, places, things and uses them in a variety of oral and written theme-based activities	Uses literary and narrative texts to develop comprehension and appreciation of grade level appropriate reading materials.	Is able to apply addition of whole numbers up to 1000 including money in mathematical problems and real-life situations.	Nagagamit nang wasto ang bahagi ng pananalita sa mabisang pakikipagtalastasan upang ipahayag ang sariling ideya ,damdamin at karanasan Nagkakaroon ng panimulang kasanayan sa maayos na pagsulat ng pakabit-kabit at sa paggamit ng mga sangkap sa pagsulat	Performs body shapes and actions properly.
C. Learning Competency/ Objectives Write the LC code for each.	Nakapagpapakita ng pagsunod sa mga tuntunin at pamantayang itinakda sa loob ng tahanan. 5.1 paggising at pagkain sa tamang oras 5.2 pagtapos ng mga gawaing bahay	Nakikilala ang mga sagisag na ginagamit sa mapa sa tulong ng panuntunan. AP2KOM-Id-e-7	Recall how to form plural nouns by adding -s Form plural nouns by adding -es EN2G-Ih-2.4	Nakikinig at nakikilahok sa talakayan ng grupo o ng klase sa tekstong binasa at napakinggan. Naisasalaysay muli ang kwentong binasa. Nababalikan ang mga mga detalye sa kuwentong napakinggan tulad ng	To add 3-digit by 2-digit numbers with sums up to 1000 without regrouping M2NS-Ig-27.4	Nagagamit ang angkop na pananda sa pagtukoy ng pangngalang pambalana/ pantangi Nakasusulat sa kabit-kabit na paraan na may tamang laki at	Demonstrate locomotor skills in response to even & uneven music. Recognize simple folk dance rhythmic routines. PE2MS-Ia-h-1

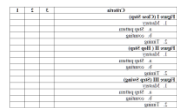
	5.3 paggamit ng mga kagamitan 5.4 at iba pa EsP2PKP-Id-e 12			tagpuan, mga tauhan at mahahalagang pangyayari sa kuwento. Naipakikita ang pagsang-ayon at di-pagsang-ayon sa mga pangyayari sa kuwento Naipakikita ang pagkaunawa sa kuwento sa pamamagitan ng pagtalakay at pagsusunod-sunod sa mga pangyayari sa kuwento		layo ay malalaking letra na may buntot gaya ng J, Y, Z	
II. CONTENT	Aralin: 6 Pagkakabuklod/Pagkakaisa Tapusin at Ayusin!	Aralin 2.2- Mga Sagisag at Simbolo sa Aking Komunidad “Komunidad ng San Isidro” Original File Submitted and Formatted by DepEd Club Member - visit depedclub.com for more	Lesson 22: More Rules: Plural Form of Nouns	Ikaanim na Linggo Pakikinig at pakilahok sa talakayan ng grupo o ng klase sa tekstong binasa o napakinggan. Muling pagsasalaysay ng kuwentong binasa. Detalye ng kuwentong napakinggan tulad ng tagpuan, mga tauhan at mahahalagang pangyayari sa kuwento.	Adding Numbers Without Regrouping	Pagtukoy ng Pangngalan Pagsulat ng J, Y, Z	Lesson 1.3.2 RHYTHMIC ROUTINES
LEARNING RESOURCES							
A. References	K-12 Curriculum ESP 2	Kto12 C.G p.22	K-12 Curriculum Guide p.	K-12 CG p89	K-12 Curriculum Guide p.11	K-12 CG p23	K-12 CG p16
1. Teacher’s Guide pages	TG page 20-22	15-16	48-49	50-53	61 - 66 (softcopy)	35-36	185-89
2. Learner’s Materials pages	LM page 37-49	50-56	67-68	41-43	40 - 42	89-92	310
3. Textbook pages							
4. Additional Materials from Learning Resource (LR) portal						larawan ng ferris wheel	
B. Other Learning Resource		tsart, larawan tarpapel	Pictures,charts	tsart ng kuwento, larawan tarpapel	Book, real Objects ,Show me board, cut- out	laptop	DVD, CD, Pictures

III. PROCEDURES							
A. Reviewing previous lesson or presenting the new lesson	Pagwawasto ng itinakdang gawaing bahay.	Muling talakayin ang komunidad ng San Isidro.	Write the plural of each of the following nouns.  _____  _____	Paghahawan ng balakid (sa pamamagitan ng pahiwatig ng pangungusap) . <i>namamanglaw</i> - Si Lisa ay namamanglaw sa kanilang bahay. Nalulungkot siya dahil siya’y nag-iisa at walang kasama. <i>1.2 kasunduan</i> Nagkaroon ng kasunduan ang magkaibigan. Kukunin lamang ni Unggoy ang puno kung bibigyan siya ni Pagong ng kalahati ng puno. (sa pamamagitan ng larawan)	DRILL - Basic Addition Facts using the Window cards Review: STRATEGY: PUZZLE GAME- “THE MAGIC OF ADDITION SQUARE” TG p. 61	Pagpasa ng kasunduan	1. Drill Instruction: Use the 2 time signature in demonstrating the different simple dance. 4 Example: Leron Leron Sinta
B. Establishing a purpose for the lesson	Pagpapakita ng mga larawan.	Magpakita ng larawan. Itanong: a. Ano-ano ang nakikita ninyo sa larawan? b. Bakit ninyo nasabi na ito ay isang paaralan?	Look at the pictures.  	Magkaroon ng paligsahan sa pagbasa at pagbaybay. Bibigkasin ko ang salita isulat ito sa pisara at basahin nang malakas. Ang maraming tamang sagot ang panalo	Story Problem This is Mark. He collected 23 4 empty bottles on Saturday and 23 on Sunday. Can you tell the number of bottles he collected for two days? Ask the following questions: 1. Who collected empty bottles 2. What did Mark collect? 3. When did he collect empty bottles?	Magamit ang angkop na pananda sa pagtukoy ng pangngalang pambalana/pantangi Makasulat sa kabit-kabit na paraan na may tamang laki at layo ay malalaking letra na may buntot gaya ng J, Y, Z	Show pictures of dance partners in different movements (see chart)
C. Presenting examples/ instances of the new lesson	Magkaroon ng talakayan tungkol sa larawan.	Ipakita ang mga larawan ng mga sagisag na ginagamit sa komunidad. Ipaliwanag ang ibig sabihin ng mga simbolo o salitang ginagamit. 	Nouns ending in <i>s, h, x</i> kiss – kisses bush – bushes church – churches fox – foxes ax – axes	Magtanong kung ano ang mga hayop na nakita na at ipalarawan ito. Itanong kung nakakita na at ano ang masasabi nila sa unggoy at pagong .	PERFORMING THE TASK Present cut-outs of bottles. Let the pupil’s show the number of empty bottles Mark collected on Saturday and on Sunday. Present to the class the place value chart. TG p. 64	Ipagawa ang Tukoy Alam sa T.G pahina 35 Itanong: Alin-alin ang pangngalang hindi tiyak? Tiyak?	Activity 1 In as much as you learned already the movement skills of the pictures above, what do you think are the dance steps shown? Can you

							recognize the movements? Box No. 1 Hop Step – Step R sideward Hop in place with the R and repeat with the L Box No. 2 Close Step – Step R sideward Close L to R and repeat with the left Box No. 3 Step- Swing – Step R sideward Swing L across the R in front Repeat starting with the left.
D. Discussing new concepts and practicing new skills #1	Suriin ang mga larawan at hingin ang saloobin ng mga bata ukol ditto.	Itanong: a. Ano ang ibig sabihin ng simbolo na may bandila sa harap ng gusali at may mga silid-aralan? b. Paano malalaman kung ang tinutukoy ng simbolo ay baranggay hall ?	How are the plural nouns in Group A formed?	Pangganyak na Tanong Magkaibigan ba o magkaaway sina pagong o unggoy?	PROCESSING THE SOLUTIONS AND ANSWER Ask: What will you do to find the total number of bottles which Mark had collected? Ask: In 234 what is the value of 4? What is the value of 3? What is the value of 2? Example 2- Using Expanded Form Method	Ipakita ang larawan ng mag-anak na nakasakay sa ferris wheel. Hayaang magbigay ang mgabata ng pangungusap tungkol sa larawan. Ipabasa ang mga pangungusap sa Basahin Natin sa LM pahina Pagtuturo at paglalarawan (T.G pahina 35)	This time you will execute the 3 dance steps by adding the “STEP” movement and do it repeatedly in place with the music in 2 time signature. 4 Example: Leron Leron Sinta 🎧 Start by listening to the music 🎧 Do it with the counting 🎧 Do it by mentioning the step while dancing
E. Discussing new concepts	Pangkatang Gawain: pahina 48	Pagpapakita ng iba pang larawan.	How are the plural nouns in Group B formed?	Ipabasa ang kuwento sa LM.	Do “Activity 1” on page 40	Ipagawa ang Gawin Natin sa LM, pahina 90	1. Teacher posts the figure in manila

<p>and practicing new skills #2</p>		<p>Sabihin kung ano ang sagisag o simbolo ng bawat isa.</p>					<p>paper on designated places 2. Divide the group into 3. 3. Three leaders previously trained by the teacher will be assigned in each station. They will assist the group in performing the figures while the teacher will move around by station to check if the groups are performing correctly. Follow this sequence: Group 1 – Figures 1, 2 and 3 Group 2 – Figures 2, 3 and 1 Group 3 – Figures 3, 1 and 2</p>
<p>F. Developing mastery (leads to Formative Assessment 3)</p>	<p>Pahina 47</p>	<p>Pag-aralan ang mapa. Isulat sa papel ang sinasagisag ng simbolo.</p>	<p>Let the pupils write the plural form of the following nouns: 1. city 2. church 3. cherry 4. strawberry 5. injury</p>	<p>Pagsagot sa pangganyak na tanong Magkaibigan ba o magkaaway sina Pagong at Unggoy?Bakit?</p>	<p>Do “Activity 2” on page 41</p>	<p>Ipagawa ang Sanayin Natin sa LM pahina 90</p>	<p>Let us now perform the figures below with the music</p> 
<p>G. Finding practical application of concepts and skills in daily living</p>	<p>Dapat bang maging masunurin ang isang bata? Sa paanong paraan.</p>	<p>Magkakaroon ng pangkatang gawain. Pangkatin ang mga mag-aaral sa lima. Ipabigay ang mga panuntunan para sa pangkatang gawain. Bigyan ang mga mag-aaral ng 10 minuto para</p>	<p>Say: Make the plural nouns singular. 1. box _____</p> <p>2. strawberry _____</p> <p>3. fairy _____</p>	<p>Pag-uulat ng bawat pangkat sa nakaraang araw.</p>	<p>Answer the ff . 671 + 25 = 456 + 12 = 345 + 34 = 679 + 10 = 945 + 22 =</p>		<p>The 3 groups will practice Figures 1, 2 & 3 with a partner. Master the figures and execute the movement correctly.</p>

		maghanda. Magpapakita sila ng dula-dulaan tungkol sa kahulugan ng simbolo o sagisag.	4. glass _____				
H.Making generalizations and abstractions about the lesson	Bigyang diin ang "Ating Tandaan." Ipabasa sa mga bata ng sabay-sabay hanggang sa ito ay matandaan nila.	Paano mo madaling makilala ang ma lugar o gusali sa komunidad?	Nouns that end with .-s, .-ch, .-x, -ss form their plural by adding .-es . Nouns that end in y preceded by consonants form their plural by changing y to i and adding .-es .	Pagsagot sa mga tanong.	Ask: How do you add 2-3 digit numbers without regrouping? We add first the ones, tens and hundreds. We can add numbers using expanded form or short method.	Ang ng/ng mga, ang/ang mga ay ginagamit sa mga pangngalang pambalana samantalang ang si/sina, kay/kina, ni/nina ay pangngalang pantangi	Hop step, close step swing are dance steps used in some of our folk dances and rhythmic routines. These maybe done in 2 or 3 time music. These are also locomotor movement skills. 4 4
I. Evaluating learning		Sagutin ang mga tanong sa Natutuhan Mo LM p.56	Match column A with column B by writing the letter before each number. A B 1. box a. Fair 2. strawberry b. boxes 3. Fairy c. glasses 4. glass d. strawberri 5. lady e. ladies	Ano ang dapat isaalang-alang sa muling pagsasalaysay ng kuwento?	Find the sum. Use expanded form and short method. 1. $527 + 60 =$ _____ 2. $429 + 70 =$ _____ 3. 312 <u> </u> + 67 See TG p. 66	Pasagutan ang Linangin Natin sa LM.pahina 91	Perform Figures 1, 2 and 3 by group. Check (✓) the appropriate column using the rubrics below. 3 - Almost all the members of the group showed mastery of the step pattern, counting and timing. 2 - More than half of the members of the group showed mastery of the step pattern, counting and timing. 1 - More than half of the group did not show mastery of the step pattern, counting and timing

							
J. Additional activities for application or remediation	Magtala ng 3 bagay na ipinatutupad sa paaralan/	Ipahanap ang tinutukoy ng simbolo o salita. Lagyan ng guhit mula sa Hanay A papunta sa sagot sa Hanay B.	Draw or cut pictures of nouns ending in -y, -ss, -ch, -x. Let them paste the pictures on their notebook	Iguhit si unggoy at pagong ayon sa pangyayari s kuwento.	Do "Gawaing Bahay" on page 42	Ipakita ang paraan ng pagsulat ng malalaking letra sa paraang kabit-kabit.(Tunghayan sa L.M. pahina 91-92)	Practice the different learned steps at home. Master the dance steps like slide, gallop step, and jump. Be ready for a performance.
IV. REMARKS							
V. REFLECTION							
A..No. of learners who earned 80% in the evaluation							
B.No. of learners who require additional activities for remediation who scored below 80%							
C. Did the remedial lessons work? No. of learners who have caught up with the lesson							
D. No. of learners who continue to require remediation							
E. Which of my teaching strategies worked well? Why did these work?	Stratehiyang dapat gamitin: __ Koaborasyon __ Pangkatang Gawain __ ANA / KWL __ Fishbone Planner __ Sanhi at Bunga	Stratehiyang dapat gamitin: __ Koaborasyon __ Pangkatang Gawain __ ANA / KWL __ Fishbone Planner __ Sanhi at Bunga	<i>Strategies used that work well:</i> ___ Group collaboration ___ Games ___ Solving Puzzles/Jigsaw	Stratehiyang dapat gamitin: __ Koaborasyon __ Pangkatang Gawain __ ANA / KWL __ Fishbone Planner	<i>Strategies used that work well:</i> ___ Group collaboration ___ Games ___ Solving Puzzles/Jigsaw ___ Answering preliminary	Stratehiyang dapat gamitin: __ Koaborasyon __ Pangkatang Gawain __ ANA / KWL __ Fishbone Planner	<i>Strategies used that work well:</i> ___ Group collaboration ___ Games

	<p>__ Paint Me A Picture __ Event Map __ Decision Chart __ Data Retrieval Chart __ I –Search __ Discussion</p>	<p>__ Paint Me A Picture __ Event Map __ Decision Chart __ Data Retrieval Chart __ I –Search __ Discussion</p>	<p>__ Answering preliminary activities/exercises __ Carousel __ Diads __ Think-Pair-Share (TPS) __ Rereading of Paragraphs/ Poems/Stories __ Differentiated Instruction __ Role Playing/Drama __ Discovery Method __ Lecture Method <i>Why?</i> __ Complete IMs __ Availability of Materials __ Pupils' eagerness to learn __ Group member's Cooperation in doing their tasks</p>	<p>__ Sanhi at Bunga __ Paint Me A Picture __ Event Map __ Decision Chart __ Data Retrieval Chart __ I –Search __ Discussion</p>	<p>activities/exercises __ Carousel __ Diads __ Think-Pair-Share (TPS) __ Rereading of Paragraphs/ Poems/Stories __ Differentiated Instruction __ Role Playing/Drama __ Discovery Method __ Lecture Method <i>Why?</i> __ Complete IMs __ Availability of Materials __ Pupils' eagerness to learn __ Group member's Cooperation in doing their tasks</p>	<p>__ Sanhi at Bunga __ Paint Me A Picture __ Event Map __ Decision Chart __ Data Retrieval Chart __ I –Search __ Discussion</p>	<p>__ Solving Puzzles/Jigsaw __ Answering preliminary activities/exercises __ Carousel __ Diads __ Think-Pair-Share (TPS) __ Rereading of Paragraphs/ Poems/Stories __ Differentiated Instruction __ Role Playing/Drama __ Discovery Method __ Lecture Method <i>Why?</i> __ Complete IMs __ Availability of Materials __ Pupils' eagerness to learn __ Group member's Cooperation in doing their tasks</p>
<p>F. What difficulties did I encounter which my principal or supervisor can help me solve?</p>	<p>Mga Suliraning aking naranasan: __ Kakulangan sa makabagong kagamitang panturo. __ Di-magandang pag-uugali ng mga bata. __ Mapanupil/mapang-aping mga bata __ Kakulangan sa Kahandaan ng mga bata lalo na sa pagbabasa.</p>	<p>Mga Suliraning aking naranasan: __ Kakulangan sa makabagong kagamitang panturo. __ Di-magandang pag-uugali ng mga bata. __ Mapanupil/mapang-aping mga bata __ Kakulangan sa Kahandaan ng mga bata lalo na sa pagbabasa.</p>	<p>__ Bullying among pupils __ Pupils' behavior/attitude __ Colorful IMs __ Unavailable Technology Equipment (AVR/LCD) __ Science/ Computer/ Internet Lab __ Additional Clerical works</p>	<p>Mga Suliraning aking naranasan: __ Kakulangan sa makabagong kagamitang panturo. __ Di-magandang pag-uugali ng mga bata. __ Mapanupil/mapang-aping mga bata __ Kakulangan sa Kahandaan ng mga bata lalo na sa pagbabasa.</p>	<p>__ Bullying among pupils __ Pupils' behavior/attitude __ Colorful IMs __ Unavailable Technology Equipment (AVR/LCD) __ Science/ Computer/ Internet Lab __ Additional Clerical works</p>	<p>Mga Suliraning aking naranasan: __ Kakulangan sa makabagong kagamitang panturo. __ Di-magandang pag-uugali ng mga bata. __ Mapanupil/mapang-aping mga bata __ Kakulangan sa Kahandaan ng mga bata lalo na sa pagbabasa.</p>	<p>__ Bullying among pupils __ Pupils' behavior/attitude __ Colorful IMs __ Unavailable Technology Equipment (AVR/LCD) __ Science/ Computer/ Internet Lab</p>

	__Kakulangan ng guro sa kaalaman ng makabagong teknolohiya __Kamalayang makadayuhan	__Kakulangan ng guro sa kaalaman ng makabagong teknolohiya __Kamalayang makadayuhan		__Kakulangan ng guro sa kaalaman ng makabagong teknolohiya __Kamalayang makadayuhan		__Kakulangan ng guro sa kaalaman ng makabagong teknolohiya __Kamalayang makadayuhan	__ Additional Clerical works
G. What innovation or localized materials did I use/discover which I wish to share with other teachers?	__Pagpapanuod ng video presentation __Paggamit ng Big Book __Community Language Learning __Ang "Suggestopedia" __Ang pagkatutong Task Based __Instraksyunal na material	__Pagpapanuod ng video presentation __Paggamit ng Big Book __Community Language Learning __Ang "Suggestopedia" __Ang pagkatutong Task Based __Instraksyunal na material	<i>Planned Innovations:</i> __ Localized Videos __ Making big books from views of the locality __ Recycling of plastics to be used as Instructional Materials __ local poetical composition	__Pagpapanuod ng video presentation __Paggamit ng Big Book __Community Language Learning __Ang "Suggestopedia" __Ang pagkatutong Task Based __Instraksyunal na material	<i>Planned Innovations:</i> __ Localized Videos __ Making big books from views of the locality __ Recycling of plastics to be used as Instructional Materials __ local poetical composition	__Pagpapanuod ng video presentation __Paggamit ng Big Book __Community Language Learning __Ang "Suggestopedia" __Ang pagkatutong Task Based __Instraksyunal na material	<i>Planned Innovations:</i> __ Localized Videos __ Making big books from views of the locality __ Recycling of plastics to be used as Instructional Materials __ local poetical composition