


# Troubleshooting Sound Issues while using your IFP (Interactive Flat Panel)


## Make sure the volume is turned up on your IFP

- Right Side of Device
  - 1= Volume down
  - 2= Volume Up



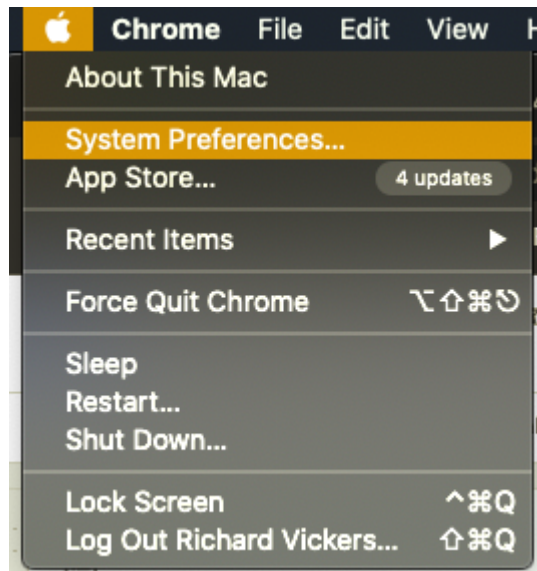
## Make sure the volume of your Laptop is turned up

- If you get something like this image-> You are connected to a device already and that device should be checked for its volume level

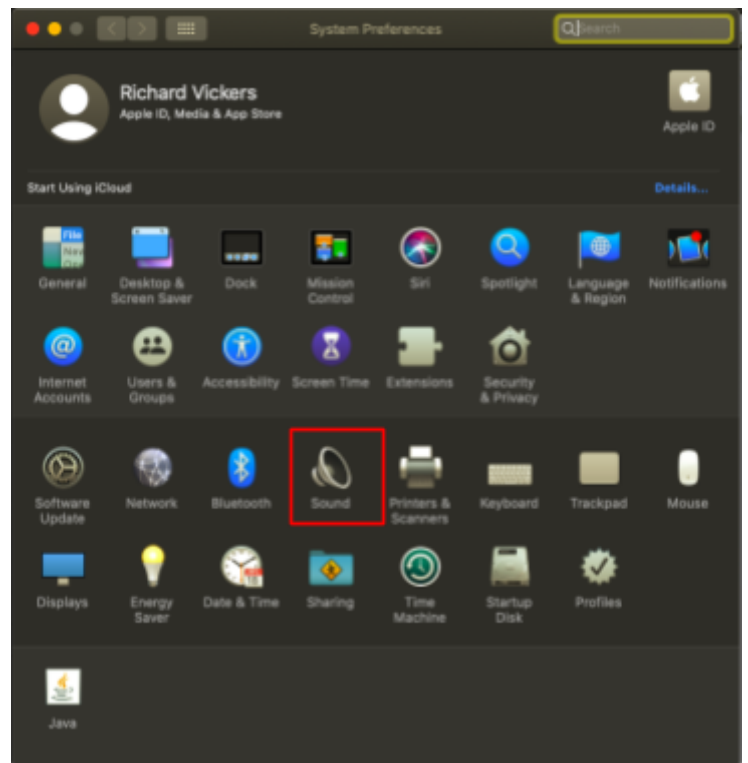


## Check the output from your macbook by going to

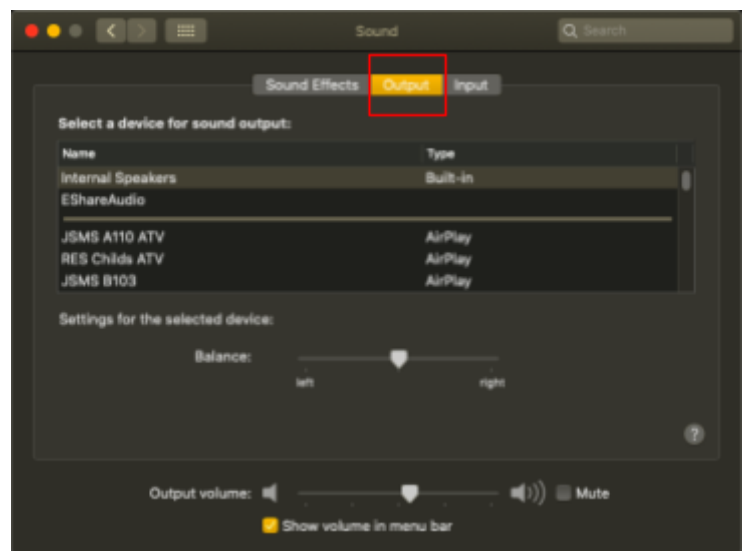
- Apple
- System Preferences



Look for the sound option



Choose Output at the top



IF you are currently connected to your IFP via Instashare you will see that EShareAudio is selected.

If it is another device selected, that is where your audio is being sent to at that moment.

- Choose the correct device to play audio from
- Check the bottom where it says Output Volume
  - Adjust the volume and make sure the Mute box is not checked off

