

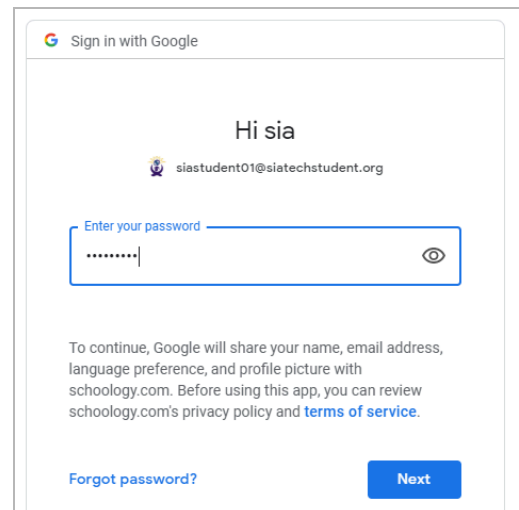
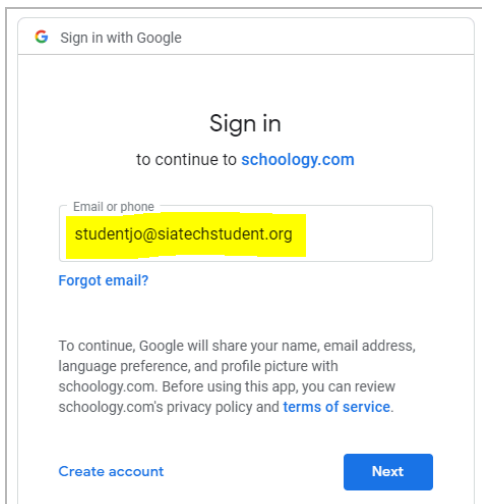
Away from school? Stay connected!

How to log into Schoology, use your smartphone, send messages, and more!

With a **computer**, when you're not at school, you can still keep working, connect with your teachers, and get help too!

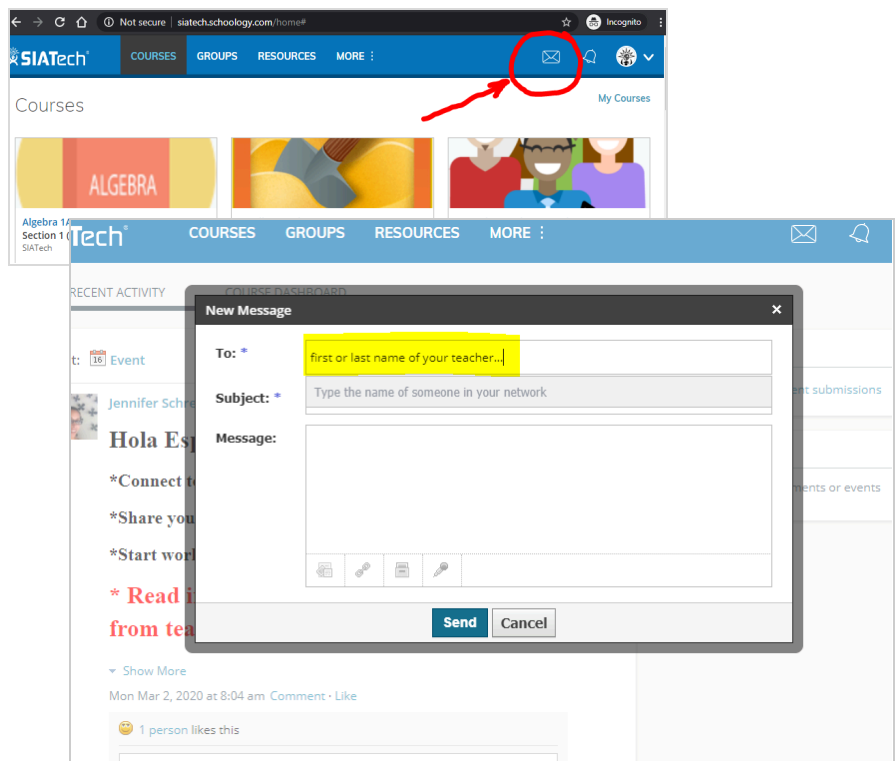
How to log into Schoology when I'm away from school:

1. Visit siatech.schoology.com
(We recommend using [Google Chrome](#))
2. Enter your SIATech Google email address and your SIATech password.



How to message my teacher in Schoology:

1. Visit siatech.schoology.com.
2. Click the envelope icon.
3. Click "New Message."
4. Type the first or last name of your teacher in the "To:" field.
5. Click your teacher's name when it appears in the drop-down menu to add it to the "To:" field.
6. Type a subject, your message, and click Send.



How to message my teacher with Google Chat:

1. Install the **Google Meet app** on your mobile phone. [[iPhone & iPad](#) or [Android](#)]
2. Use the web version of Google Chat: Visit chat.google.com.



How to Submit a Google Doc in Schoology: [doc](#) | [video](#)

A screenshot of the Schoology interface for a course titled "English 101: Section 1" at "Awesome High School". The interface includes a left sidebar with navigation options like Materials, Updates, Grades, Attendance, Members, Conferences, and Information. The main content area shows a "Welcome!" message, a "Reading Unit 1" folder, and a "Do-It-Yourself: Study Guide Edition" assignment with a due date of Tuesday, July 31, 2018 at 10:59 pm. There are also links for "Commets & Meteors" and a "Romeo and Juliet Discussion". The right sidebar shows an "Upcoming" calendar with dates and assignments like "Field Trip Homework", "Composition Assessment: Unit1", "Reading Quiz: Unit 1", and "Do-It-Yourself: Study Guide Edition".

Unleash the power of your smartphone!

If you have a smartphone, there are lots of ways it can help you with school!*

*normal data rates apply



Got a smartphone? Get your school's emails, notifications, reminders, and more!

There are two ways to do this, depending on your preference.

1. Use your phone's default email program, [follow these directions](#).
2. **Or**, you can use or install the Gmail app for [Android](#) or [iPhone](#).

When asked for your email and password, use your SIATech account to connect you with SIATech email, Google Drive notifications and Schoology notifications.



*OYA students can also create an account, with their SCCOE username and password, to connect with their OYA teachers.



Still have that smartphone? Connect with Google Drive, Docs, Sheets, and Slides...and work from anywhere!

1. Go to the **Android Google Play Store** or the **Apple App Store**.
2. Search for apps by Google LLC for **Google Drive, Google Docs, Google Sheets, and Google Slides**.
3. **Install** the apps.
4. **Log in** with your SIATech credentials (email/password).



Google Drive

Google LLC Productivity

Everyone

Offers in-app purchases

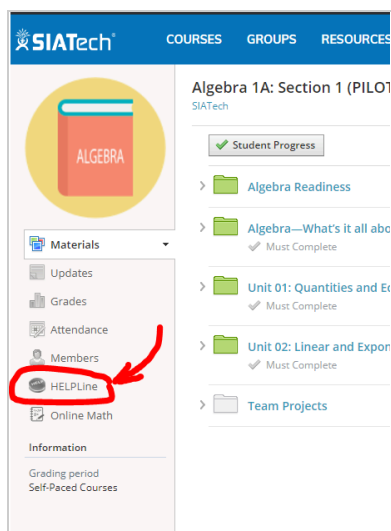
This app is compatible with your device.

You can now access the school work that you do on Docs, Slides, Sheets and more.

Don't forget to [install the Schoology app](#)!

If you are a student at a SIATech campus, you can request help from SIATech teachers using the Virtual HELPLine:

1. Visit siatech.schoology.com.
2. Click the HELPLine button in the bottom of the navigation bar.



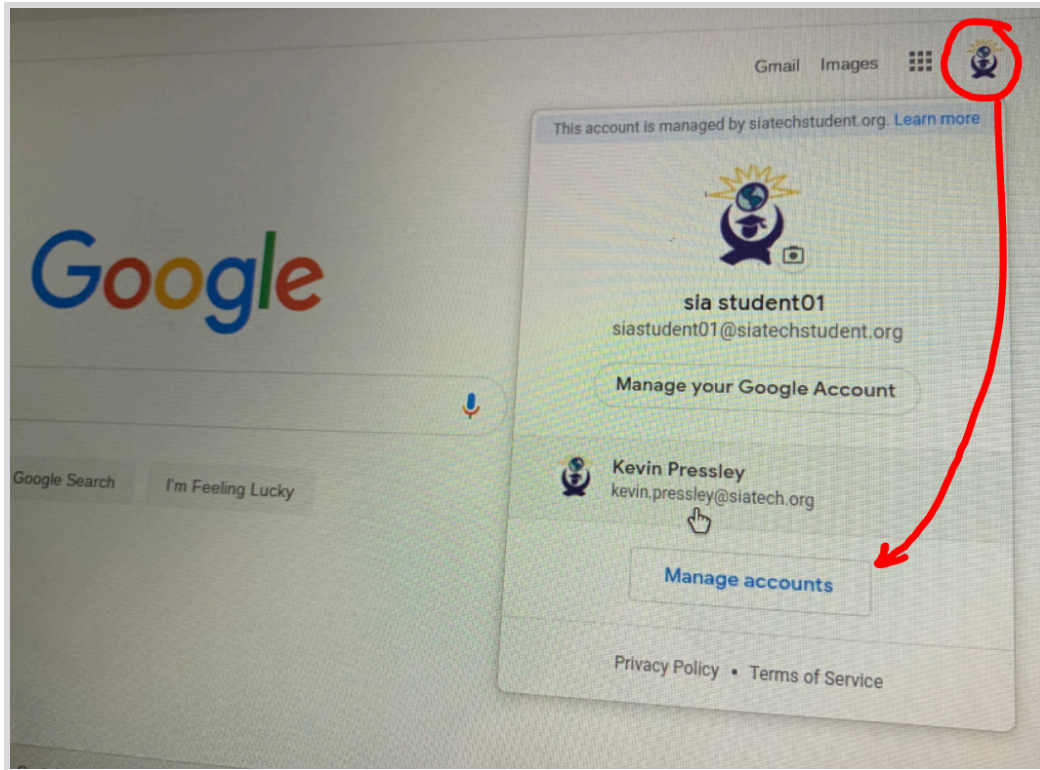
Access your SIATech learning from a Job Corps Chromebook!

If you have a Job Corps-issued Chromebook, you can still access your SIATech work (including Schoology and your SIATech Google Drive).

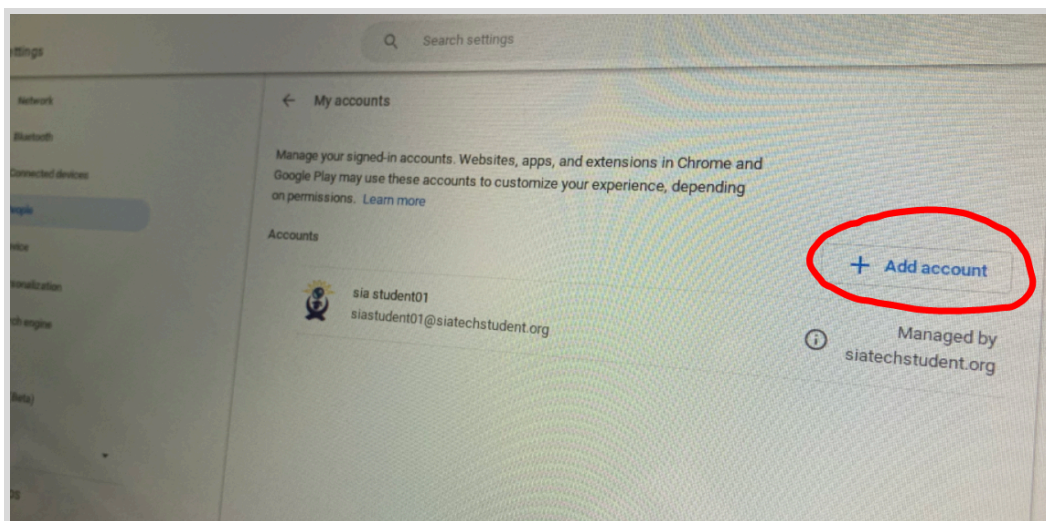


Job Corps-issued Chromebook? There's a way to get to Schoology and your SIATech Google Drive!

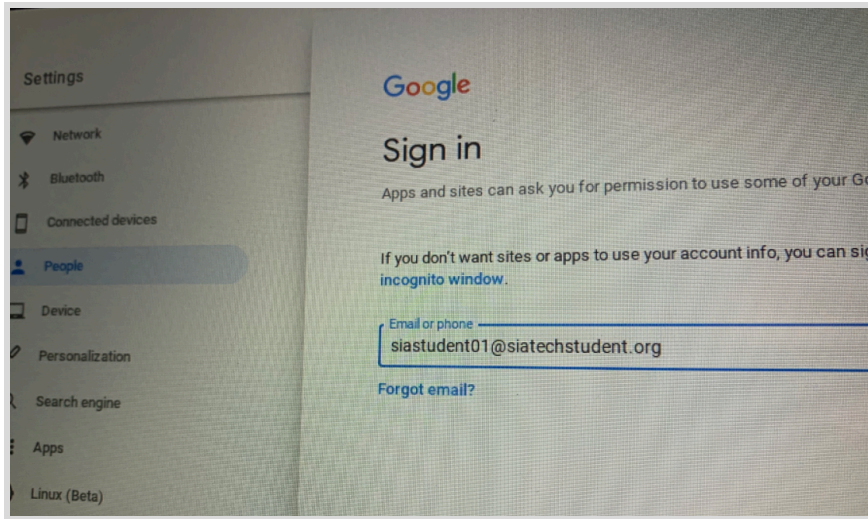
1. Sign into the Job Corps Chromebook with your Job Corps Google account.
2. Visit Google.com > click your profile icon > click the "Manage accounts" button.



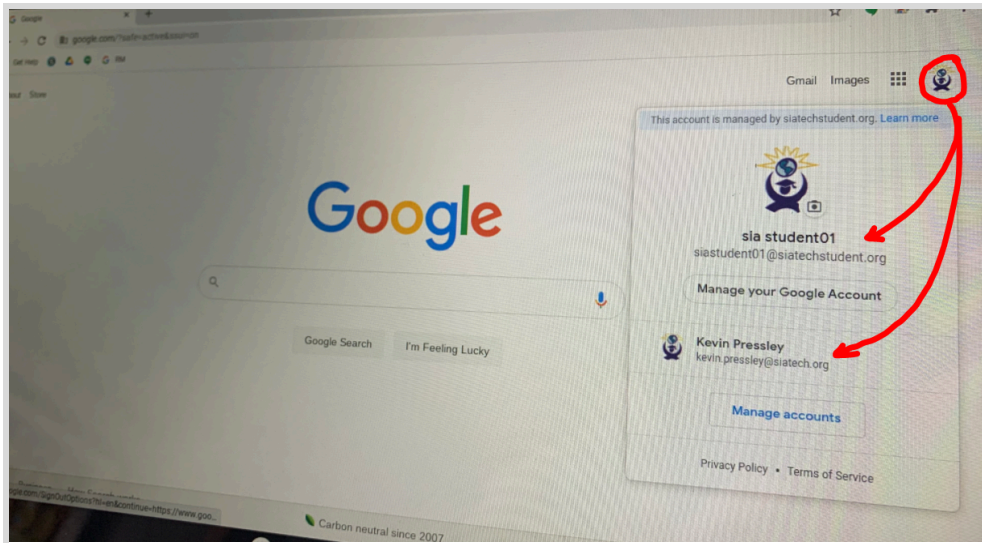
3. Click the "Add account" button.



4. Sign in with your SIATech Google account username and password.



5. Return to your profile icon (Google.com) and click your SIATech account to switch.



6. You should be able to log into Schoology (<http://siatech.schoology.com>) and your Google Drive (<http://drive.google.com>) now.

