


Home Learning activities to do over the holidays

假期的家庭作业

From ... the lovely Newmarket School teachers and others


Activities that are quick, fun and does not require a device.


	<p><u>Dice</u></p> <ul style="list-style-type: none"> ● Count numbers on dice ● Roll dice in pairs. ● Add dots 	<p><u>骰子</u></p> <ul style="list-style-type: none"> • 数骰子上的点数 • 掷一对骰子 • 将骰子上的点数相加
	<p><u>Building</u></p> <ul style="list-style-type: none"> ● Build a tent out of sheets and pillows. 	<p><u>搭建</u></p> <ul style="list-style-type: none"> • 用床单和枕头搭一个帐篷
	<p><u>Make a toy puppet:</u> Use an old sock to make a puppet, add on eyes, clothes & hair using items you have at home.</p>	<p><u>制作一个玩具布偶:</u> 使用旧袜子制作布偶, 用家里的其他物品为布偶添上眼睛, 衣服 和头发。</p>
	<p><u>Design an indoor treasure hunt for your siblings or parents - Example:</u></p>	<p><u>给兄弟姐妹或者父母设计一个室内寻宝游戏-示例:</u></p>

	<p>Create a treasure map of hidden things around the house.</p>	<p>画一张藏宝图, 给出房子里所藏物品的线索。</p>
---	--	------------------------------



	<p><u>Draw your dream treehouse and describe it.</u></p>	<p>画出你梦想中的树屋, 并对它 进行描述。</p>
	<p><u>Exercise to music inside - dance and sing along</u></p> <p><u>Choreograph a dance routine. Have a family concert?</u></p>	<p>跟着音乐练习-跳舞, 独唱</p> <p>编一段舞蹈。开一场家庭演出?</p>
	<p><u>Sketching - Daily sketching challenges</u></p>	<p>涂鸦笔记-每日涂鸦笔记挑战</p>




	<p><u>Sketching</u></p>	<p>涂鸦</p>
---	--------------------------------	-----------


	<u>MUSIC</u> - Practice an instrument	音乐-练习某种乐器
---	--	------------------



	Practise your home language and your instrument skills with Grandma.	练习母语, 与奶奶一起练习一下你的乐器技能。
<u>How about using your great imaginations</u> <u>用你丰富的想象力制作...</u>	<ul style="list-style-type: none"> • Make paper airplanes out of colored paper • Cut out paper dolls and accessories from newspapers • Create dolls houses and furniture out of bits and pieces • Build skyscrapers out of Legos or Tinker Toys • Use large cardboard boxes to create and colour kid-sized houses <ul style="list-style-type: none"> • Make playdough using only 3 ingredients 	<ul style="list-style-type: none"> • 用彩纸做纸飞机 • 用报纸上剪出纸娃娃和它身上的配饰 • 用一些小纸片制作娃娃的房子和家具 • 用乐高或者 Tinker 玩具搭摩天大楼 • 使用大纸板箱做能容纳孩童大小的房子, 并上色 • 只用三种原料制作橡皮泥
<u>Activities with the Whanau</u> 亲子活动	<ul style="list-style-type: none"> • Use your talents to create a show for your family 	<ul style="list-style-type: none"> • 利用自己的才能为家人制作一场表演 • 与家人一起做晚餐或是

	<ul style="list-style-type: none"> • Cook dinner together, or bake some biscuits • Sing karaoke or have a dance party • Name that Tune – Turn on the radio and see how quickly you can identify the songs • I Spy – Describe something in the house so the other players can guess what it is • Alphabet Game – Name animals, foods or items starting with the letter A, then B and so on. 	<p>烤饼干</p> <ul style="list-style-type: none"> • 唱卡拉 OK 或是开一个舞蹈派对 • 说出歌曲的名字-打开电台, 看看你能多快听出电台正在播放的歌曲是什么。 • I Spy 游戏-描述房子里的某样物品, 看看参赛者能不能猜出这样物品是什么。 • 字母表游戏-按字母表顺序说出动物, 食物或者物品。
	<p><u>Make your own game:</u> Design and make your own board game, pieces, rules and play it with your family.</p>	<p><u>制作自己的游戏:</u> 设计自己的棋盘游戏。制作棋子, 制定规则, 与家人一起玩。</p>

	<p><u>Origami</u></p>	<p><u>折纸</u></p>
<p>Nanogirl Live! @NanogirlLive - Mar 24 Experiment at home with Nanogirl as she tries to create superheroes powers using her knowledge of STEM! Join #scienceadventure every weekday for next 10 weeks! Perfect for kids aged 7-11 & daily cheat sheets for parents so you don't need to know the answers! nanogirlslab.com</p> 	<p><u>Learn to be a scientist with Nano girl</u></p>	<p><u>与 Nanogirl 一起学习变成科学家</u></p>


	<p><u>Teddy Bear Challenge:</u></p> <p>Place some of your teddies in a window for your neighbours to see. Count how many teddies you can find in your neighborhood. Dr Kofoed's Teds are in her window.</p>	<p><u>泰迪熊挑战:</u></p> <p>将你的一些玩具熊放在窗边让邻居们看。数一数你在附近可以找到多少个泰迪熊。图为Kofoed 博士窗边的泰迪熊</p>
	<p><u>Reading together</u></p>	<p><u>一起阅读</u></p>
	<p><u>Make your own Rube Goldberg Machine</u></p>	<p><u>制作自己的 Rube Goldberg 机器</u></p>

	<p><u>Design your own space competition</u></p>	<p><u>比赛-设计自己的空间</u></p>
<p>Other Fun activities <u>其他有趣的活动</u></p>	<p>Can you create your own secret code? You could use letters, numbers, pictures or something else! Can you get someone else to try and crack it?</p>	<p>你可以制作你自己的密码吗？你可以用字母, 数字, 图片或者 其他的東西！你可以让其他人试 着破解嘛？</p>
	<p>Junk modelling! Collect and recycle materials such as yoghurt pots, toilet rolls and boxes and see what you can create with them.</p>	<p>垃圾模型！收集一些可回收垃圾, 例如酸奶瓶, 厕纸卷, 盒子, 看看你能用它们做出什么。</p>

	<p><u>Don't Forget to Exercise</u></p> <p>Set up an indoor assault course</p> <p>Set up different stations where kids have to hop, jump, run on the spot, star jumps, burpees etc for 30-40 secs. They could write these activities on different pieces of paper & scatter around the room (and do different exercises each day)</p> <p>Play hide and seek with a toy (where children need to find the hidden toy)</p> <p>Run/hop/jump from room to room whilst being timed ... can you improve your time each day?</p> <p>Make up your own dance routine to a favourite song ... teach it to your parents!</p>	<p><u>不要忘记运动哦</u></p> <p>设置一个室内训练课程</p> <p>设置几个不同的地方让孩子跳，跑，做 star jump, 波比运动... 持续三到四十秒。他们可以将这些活动写到不同的纸上，把这些纸片放置在家里不同的位置(每天都做不一样的运动)</p> <p>拿一个玩具来当道具玩捉迷藏(孩子需要找到藏着的玩具)</p> <p>计时，从一个屋子跑/蛙跳/跳到另一个屋子... 你可以做到每天都快一点吗？</p> <p>根据自己喜欢的歌曲编排舞蹈... 教给你的父母！</p>
	<p><u>Build and create with Lego or any other blocks you have at home</u></p>	<p><u>用乐高或家中的任何其他积木进行搭建</u></p>


Step Count - Count the number of steps it takes for you to walk around the whole house, including every room and backyard. Look out for patterns.: What do you notice?

计步-数一数你逛完整个房子(包括每个房间和院子)需要走多少步。观察下列三项，你都发现了什么？

		
---	---	---

Leaf Patterns 树叶图案	Concrete Patterns 混凝土的样式	Playground Patterns 操场的形状
-----------------------	-----------------------------	------------------------------

Indoor and outdoor scavenger hunt



30 day lego challenge



What can you build with 25 LEGO or Duplo bricks? Photograph your build & write about it.

Wash Our Hands - Write a clear set of instructions on how to wash our hands properly. 洗手-写一篇有关如何正确洗手的说明。

Kindness Song - Write the Lyrics for a song about kindness. Dr Kofoed would love

this! 善良之歌-给一首以善良为主题的歌曲写歌词。Kofoed 博士一定会很喜欢这个的！

Cooking - Help an adult at home cook a meal.

做饭-帮大人做一顿饭

Sunrise Art - Tear up scrap paper or old magazines you have at home to create a picture of the sunrise.

制作日出的照片-撕下家里有的废纸或旧杂志，制作一张日出的照片。

The Alphabet - List from A-Z all the things to do with Kiwiana (New Zealand) e.g.

A = Aotearoa, B = Beehive, C = chocolate fish...

字母表-以字母表的顺序写出所有和新西兰相关的东西

例如：A=Aotearoa(新西兰的毛利语名字)，B=Beehive(新西兰议会大楼的名字)，C=Chocolate fish

Tally Chart - Estimate how many spoons you have in your house. Then use a tally chart to add them all up and show your results.

Tally 图表-估计一下你家中有多少勺子。用 Tally 表把所有的数据相加得出你的结果。

Bracelet - Make a bracelet using string and different objects found around the house (e.g. beads, shells, etc).

Book Hunt - Go on a book hunt at home. How many fiction books can you find? How many non fiction books can you find?

Wordsearch - Write a list of 25 words about things that make you happy. Create a wordsearch (computer or book).

That should keep everyone busy for two weeks. See you after the holidays.

Newmarket Teachers