


Medway Elementary School


GRADE 2

Remote Learning Schedule - Week of May 4, 2020

	Monday	Tuesday	Wednesday	Thursday	Friday
Morning Meeting	Morning Meeting will be held each day from 9-9:20am. Classroom Teachers will host morning meetings 4 days a week and a guest specialist will host one morning a week. Classroom teachers will meet with small groups of students each day during one of the following times : 9:30-10 , 10:10-10:40 .				
ELA 	<p>Learning Target: I can tell how an author paints pictures with words.</p> <p>Not with the teacher today:</p> <p>Day 1 Must Do: Watch this video.</p> <ol style="list-style-type: none"> 1. Read from the book assigned by your teacher. 2. Go to your Google Classroom for "Tracking Author's Craft" assignment to use all week. 	<p>Learning Target: I can use the author's precise words to understand the story better.</p> <p>Not with the teacher today:</p> <p>Day 2 Must Do: Watch this video.</p> <ol style="list-style-type: none"> 1. Read from the book assigned by your teacher. 2. Go to your Google Classroom for "Tracking Author's Craft" assignment to use all week. 	<p>Learning Target: I can figure out what playful language really means.</p> <p>Not with the teacher today:</p> <p>Day 3 Must Do: Watch this video.</p> <ol style="list-style-type: none"> 1. Read from the book assigned by your teacher. 2. Go to your Google Classroom for "Tracking Author's Craft" assignment to use all week. 	<p>Learning Target: I can use the author's craft to retell the story.</p> <p>Not with the teacher today:</p> <p>Day 4 Must Do: Watch this video.</p> <ol style="list-style-type: none"> 1. Read from the book assigned by your teacher. 2. Go to your Google Classroom for "Tracking Author's Craft" assignment to use all week. 	<p>Independent Learning</p> <p>Must Do:</p> <p>Catch up day:</p> <p>Make sure you have completed and turned in the assignment in your teacher's Google Classroom.</p>


	If it's not a chapter book: Read 10 pages.	If it's not a chapter book: Read 10 pages.	If it's not a chapter book: Read 10 pages.	If it's not a chapter book: Read 10 pages.	
	If it is a chapter book: Read one chapter.	If it is a chapter book: Read one chapter.	If it is a chapter book: Read one chapter.	If it is a chapter book: Read one chapter.	
	Can Do: iReady Reading	Can Do: iReady Reading	Can Do: iReady Reading	Can Do: iReady Reading	Can Do: iReady Reading




Math 	Learning Target: I can use the base ten blocks strategy to add and regroup ones.	Learning Target: I can use the expanded form strategy to add and regroup ones.	Learning Target: I can use the partial sums strategy to add and regroup ones and tens.	Learning Target: I can review the strategies from this week and use them to solve practice problems.	Independent Learning:
	Must Do: You need paper and marker to do your math work- get it then watch this video Go to Reflex by clicking on this link	Must Do: You need paper and marker to do your math work- get it then watch this video 15 min. iReady Math	Must Do: You need paper and marker to do your math work- get it then watch this video Go to Reflex by clicking on this link	Must Do: Go to iReady Math and Click your Assignment (not My Path!) iReady Math	Must Do: Go to Google Classroom to complete today's assignment. 15 min. iReady Math

	<p>Can Do</p> <p><u>-Nature Addition/Subtraction Activity</u></p> <p><u>-Practice Problem Page #1</u></p> <p><u>-Challenge Activity</u></p>	<p>Can Do:</p> <p><u>-Practice your facts on Reflex by clicking here</u></p> <p><u>-Nature Addition/Subtraction Activity</u></p> <p><u>-Practice Problem Page #2</u></p> <p><u>-Challenge Activity</u></p>	<p>Can Do:</p> <p><u>-Nature Addition/Subtraction Activity</u></p> <p><u>-Practice Problem Page #3</u></p> <p><u>-Challenge Activity</u></p>	<p>Can Do:</p> <p><u>-Practice your facts on Reflex by clicking here</u></p> <p><u>-Nature Addition/Subtraction Activity</u></p> <p><u>-Challenge Activity</u></p>	<p>Can Do:</p> <p><u>-Practice your facts on Reflex by clicking here</u></p> <p><u>-Nature Addition/Subtraction Activity</u></p> <p><u>-Challenge Activity</u></p>
--	--	---	---	---	---

Break

<div>Science /Writing</div> 	Science	Writing	Science	Writing	Science/Writing
	<p>Must Do:</p> <p>Watch this Mystery Science</p> <p><u>Why are so many toys made out of plastic?</u></p> <p>**The Activity in Mystery Science is NOT a must do**</p>	<p>Must Do:</p> <p>Today we will begin Realistic Fiction Writing!</p> <p>1.) Watch this <u>video</u></p> <p>THEN</p> <p>2.) Watch this <u>video</u></p> <p>3.) Now, you will brainstorm for your story by completing a graphic organizer.</p> <p>You can EITHER:</p> <p>Print the organizer</p>	<p>Must Do:</p> <p>Design A Toy Challenge.</p> <p>You will find your assignment in Google Classroom</p> <p>The Ad part of the assignment is a "Can Do" and is listed below.</p> <p>If you wish to do the "Can Do" do not submit your project until you have finished the Ad.</p>	<p>Must Do:</p> <p>1.) Watch <u>this video</u> of how to write a draft of your story across your fingers</p> <p>2.) Now you will write your own story across your fingers.</p> <p>You can EITHER:</p> <p>Print <u>this document</u> and use it to write your story across your fingers.</p> <p>OR</p>	<p>Must Do:</p> <p>Catch up!</p> <p>-Finish challenges</p> <p>-Finish uploading pictures to slides</p> <p>-Finish answering questions</p> <p>-Make sure all your science work is turned in on Google Classroom.</p>

		<p>and work on it after you print it</p> <p>OR</p> <p>You can copy the organizer onto a separate sheet of paper at home and work on it there.</p> <p>Click here for the organizer you will be working on!</p>	<p>If you don't want to do the "can do" then submit it.</p>	<p>Outline your hand on a piece of paper at home and use that to draft your story.</p> <p>3.) Once you are done drafting your story across your fingers Watch this video on how to write an <u>introduction</u> for your story!</p> <p>4.) Write your own introduction to your story. Remember to keep it somewhere safe for next week!</p>	
	<p>Can Do:</p> <p>You will need different types of candy for the experiment.</p> <p>Experiment from Mystery Science.</p> <p>Follow the step by step directions in the video link above. (They are at the end of the video)</p>	<p>Can Do:</p> <ul style="list-style-type: none"> - Listen to a second grader read her realistic fiction writing: Example of 2ndGrade Writing - Read this example of a Realistic Fiction piece - Click here to check out these mini charts that have information about Realistic Fiction 	<p>Can Do:</p> <p>Create an Ad to get people to buy your toy.</p> <p>Upload the picture of the Ad to the slides.</p> <p>Make your toy. Upload it to slides. Be sure to ask an adult for permission to use materials!</p> <p>HAVE FUN!</p>	<p>Can Do:</p> <p>Listen to this Realistic Fiction Story: Alexander and The Terrible Horrible No Good Very Bad Day</p>	<p>Can Do:</p> <p>Catch up:</p>

Special Subject	<p style="text-align: center;">Music</p> <p>Watch our intro video, and then explore Samoa! Scroll down on the left to Samoa, and tap on the island of Apia. Be sure to listen to the Song for Fia Fia and Siva, a really exciting example of Samoan song. No need to submit anything to Seesaw this week!</p> <p style="text-align: center;">🎵Mrs. Bilodeau🎵</p> <p>Directions for logging into the Seesaw are here. If you have trouble, please email Ms. Selwyn at kselwyn@medwayschools.org</p>	<p style="text-align: center;">Art</p> <p>Watch the intro on recycled animals and check out this animal sculpture link for ideas. Second graders, your task is to make a type of animal that would walk or crawl.</p> <p>Directions for logging into the Seesaw are here. If you have trouble, please email Ms. Selwyn at kselwyn@medwayschools.org</p>	<p style="text-align: center;">Library</p> <p>Watch this read aloud, then head to the Specialist Seesaw for an activity!</p> <p>Directions for logging into the Seesaw are here. If you have trouble, please email Ms. Selwyn at kselwyn@medwayschools.org</p>	<p style="text-align: center;">Health</p> <p>Today we are learning about self-esteem! Click here to learn what it is, hear a read aloud, and get directions for an activity! You can share your work with me on the Specialist Seesaw  page! , Mrs. Keleher</p> <p>Directions for logging into the Seesaw are here. If you have trouble, please email Ms. Selwyn at kselwyn@medwayschools.org</p>	<p style="text-align: center;">PE</p> <p>Javelin Throw</p> <p>Watch the video, then go to Seesaw for more information.</p> <p>Directions for logging into the Seesaw are here. If you have trouble, please email Ms. Selwyn at kselwyn@medwayschools.org</p>
<p>Special Drop Ins</p> <p>Here's what we'll be doing at the optional drop-ins this week...</p>	<p style="text-align: center;">Music:</p> <p style="text-align: center;">Monday, 2-2:20 Singing in Samoan</p> <p style="text-align: center;">Tuesday, 2-2:20 Body percussion (be sure you are somewhere you can clap and stomp)</p> <p style="text-align: center;">Wednesday, 2:20-2:40 Zoom Chorus (<i>Papaya Song</i> and <i>Tue, Tue</i>)</p>	<p style="text-align: center;">Art 1:20 - 1:40 Upcycled Arts</p> <p>Monday: bring 1-2 wooden clothespins and paints, nail polish, or markers.</p> <p>Tuesday: bring 1-3 coffee filters and markers.</p> <p>Wednesday: bring 1 clean empty can and masking tape or clear tape</p>	<p style="text-align: center;">Library:</p> <p>Tuesday, 2:40-3:00 <i>Flora and Ulysses</i> -- An ordinary girl finds a squirrel... With superpowers?? What could happen next? Join us every Tuesday to find out!</p> <p>Wednesday, 2:00-2:20 Picture Book Party!</p> <p>Friday, 2:00-2:20 <i>Sideways Stories from Wayside School</i> -- Short stories all about a</p>	<p>Health: Tuesday & Thursday, 8:00-8:20 BOKS Exercise Class</p>	<p style="text-align: center;">P.E.</p> <p style="text-align: center;">M-W-F 8:00-8:20 BOKS Bursts</p>

		and paper.	really wacky school. What silliness will the students get into next time? Find out every Friday!		
Lunch and Outside Time					
Choice Board	<u>Pick at least one activity to participate in this afternoon</u>	<u>Pick at least one activity to participate in this afternoon</u>	<u>Pick at least one activity to participate in this afternoon</u>	<u>Pick at least one activity to participate in this afternoon</u>	<u>Pick at least one activity to participate in this afternoon</u>