

# Rinier Social Studies Grade 4 2024-25 Lesson Plan Template

From this document, you will be able to see what we are doing in class and what you are responsible for completing outside of class. Click the current week to advance to that week's activities and homework. **Note:** For all linked items, I recommend that you "Open in a new tab." Please also bookmark/favorite this Google Doc URL to easily access this document.

## FALL SEMESTER TABLE OF CONTENTS

<a href="#">WEEK 1: August 22-23, 2024</a>	<a href="#">WEEK 7: September 30-October 4, 2024</a>	<a href="#">WEEK 13: November 11-15, 2024</a>
<a href="#">WEEK 2: August 26-August 30, 2024</a>	<a href="#">WEEK 8: October 7-11, 2024</a>	<a href="#">WEEK 14: November 18-22, 2024</a>
<a href="#">WEEK 3: September 2-6, 2024</a>	<a href="#">WEEK 9: October 14-18, 2024</a>	<a href="#">WEEK 15: November 25-29, 2024</a>
<a href="#">WEEK 4: September 9-13, 2024</a>	<a href="#">WEEK 10: October 21-25, 2024</a>	<a href="#">WEEK 16: December 2-6, 2024</a>
<a href="#">WEEK 5: September 16-20, 2024</a>	<a href="#">WEEK 11: October 28 - November 1, 2024</a>	<a href="#">WEEK 17: December 9-13, 2024</a>
<a href="#">WEEK 6: September 23-27, 2024</a>	<a href="#">WEEK 12: November 4-8, 2024</a>	<a href="#">WEEK 18: December 16-20, 2024</a>

## SPRING SEMESTER TABLE OF CONTENTS

<a href="#">WEEK 1: December 30 - 3, 2025</a>	<a href="#">WEEK 8: February 17 - 21, 2025</a>	<a href="#">WEEK 15: April 7 - 11, 2025</a>
<a href="#">WEEK 2: January 6 - 10, 2025</a>	<a href="#">WEEK 9: February 24 - February 28, 2025</a>	<a href="#">WEEK 16: April 14 - 18, 2025</a>
<a href="#">WEEK 3: January 13 - 17, 2025</a>	<a href="#">WEEK 10: March 3 - 7, 2025</a>	<a href="#">WEEK 17: April 21 - 25, 2025</a>
<a href="#">WEEK 4: January 20 - 24, 2025</a>	<a href="#">WEEK 11: March 10 - 14, 2025</a>	<a href="#">WEEK 18: April 28 - May 2, 2025</a>
<a href="#">WEEK 5: January 27 - January, 2025</a>	<a href="#">WEEK 12: March 17 - 21, 2025</a>	<a href="#">WEEK 19: May 5 - 9, 2025</a>
<a href="#">WEEK 6: February 3 - 7, 2025</a>	<a href="#">WEEK 13: March 24 - 28, 2025</a>	<a href="#">WEEK 20: May 12 - 16, 2025</a>
<a href="#">WEEK 7: February 10 - 14, 2025</a>	<a href="#">WEEK 14: March 31 - 4, 2025</a>	<a href="#">WEEK 21: May 19 - 23, 2025</a>

### WEEK 1: August 22-23, 2024

DAY	OBJECTIVES	CLASSROOM ACTIVITY	ASSIGNMENT
Thursday, August 22		•	
Friday, August 23	•	•	

### WEEK 2: August 26-30, 2024

DAY	OBJECTIVES	CLASSROOM ACTIVITY	ASSIGNMENT
Monday, August 26	<ul style="list-style-type: none"> <li>Identify and locate the 7 Continents and 5 Oceans.</li> </ul>	Locate and name all continents and oceans on the Smartboard Map. View the two videos pertaining to the topic. <a href="https://www.youtube.com/watch?v=7yXDYvW SswI">https://www.youtube.com/watch?v=7yXDYvW SswI</a> <a href="https://www.youtube.com/watch?v=vfv7TF9R HbY">https://www.youtube.com/watch?v=vfv7TF9R HbY</a>	Complete the World Map in class.
Tuesday, August 27	<ul style="list-style-type: none"> <li>See previous lesson</li> </ul>	Students will complete World Map Pretest and check in class for team competition. Begin SS Vocab sheet if time permits.	Complete World Map Pretest, and begin Social Studies terms Worksheet.
Wednesday, August 28	<ul style="list-style-type: none"> <li>Review the location of the 7 continents and 5 oceans.</li> </ul>	Students will participate in Review Bean Bags as a review for Thursday's Test	NA
Thursday, August 29	<ul style="list-style-type: none"> <li>Evaluation</li> </ul>	<ul style="list-style-type: none"> <li>NA</li> </ul>	World Map Test
Friday, August 30	<ul style="list-style-type: none"> <li>Locate major cities, rivers, and neighboring states of PA.</li> </ul>	<ul style="list-style-type: none"> <li>1. Complete the blank whiteboard map of PA and its neighboring states, major rivers, and major cities for team points.</li> </ul>	<ul style="list-style-type: none"> <li>In-class map</li> </ul>

		<ul style="list-style-type: none"> <li>2. Explain and discuss the procedure for completion of the PA Facts sheet. Allow the class to work with partners to complete.</li> </ul>	
--	--	---	--

**WEEK 3: September 2-6, 2024**

DAY	OBJECTIVES	CLASSROOM ACTIVITY	ASSIGNMENT
<b>Monday, September 2</b>		No School (Labor Day)	
<b>Tuesday, September 3</b>	<ul style="list-style-type: none"> <li>Locate major cities, rivers, and neighboring states of PA.</li> </ul>	<ul style="list-style-type: none"> <li>Locate and label major cities and physical landmarks on PA Whiteboard map.</li> <li>Distribute, discuss, and begin the PA Fact Worksheet with the class. .</li> </ul>	PA Fact Worksheet (in-class)
<b>Wednesday, September 4</b>	<ul style="list-style-type: none"> <li>Evaluation</li> <li>Identify and list political leaders of PA and our local area.</li> </ul>	<ul style="list-style-type: none"> <li>Complete the PA Fact Worksheet in a cooperative setting.</li> </ul>	<ul style="list-style-type: none"> <li>Complete PA Facts 1-7 in class.</li> </ul>
<b>Thursday, September 5</b>	<ul style="list-style-type: none"> <li>Compare and contrast the responsibilities of the President, Governor, Senators, and Representatives.</li> </ul>	<ul style="list-style-type: none"> <li>1. Review the location of the PA's neighboring states, important rivers, and major cities on the Whiteboard map for a team competition.</li> <li>2. Review PA Facts 1-7 with the class.</li> <li>* Focus on the responsibilities of the President, VP, Governor, Senators, and Representatives.</li> <li>Finish the PA Fact Worksheet, questions 8-18.</li> </ul>	<ul style="list-style-type: none"> <li>NA</li> </ul>
<b>Friday, September 6</b>	<ul style="list-style-type: none"> <li>Evaluation</li> </ul>	<ul style="list-style-type: none"> <li>NA</li> </ul>	<ul style="list-style-type: none"> <li>PA Map Test</li> </ul>

**WEEK 4: September 9-13, 2024**

DAY	OBJECTIVES	CLASSROOM ACTIVITY	ASSIGNMENT
<b>Monday, September 9</b>	<ul style="list-style-type: none"> <li>Compare and contrast the responsibilities of the President, Governor, Senators, and Representatives.</li> </ul>	<ul style="list-style-type: none"> <li>1. Review the location of the PA's neighboring states, important rivers, and major cities on the Whiteboard map for a team competition.</li> <li>2. Review PA Facts 1-7 with the class.</li> <li>* Focus on the responsibilities of the President, VP, Governor, Senators, and Representatives.</li> <li>Finish the PA Fact Worksheet, questions 8-18.</li> </ul>	<ul style="list-style-type: none"> <li>NA</li> </ul>
<b>Tuesday, September 10</b>	<ul style="list-style-type: none"> <li>Review PA Geography</li> </ul>	<ul style="list-style-type: none"> <li>Play review PA Basketball as prep for Thursday's map test.</li> <li></li> </ul>	<ul style="list-style-type: none"> <li>NA</li> </ul>

<b>Wednesday, September 11</b>	<ul style="list-style-type: none"> <li>• Evaluation</li> </ul>	<ul style="list-style-type: none"> <li>• NA</li> </ul>	<ul style="list-style-type: none"> <li>• PA Fact Test (open notes)</li> </ul>
<b>Thursday, September 12</b>	<ul style="list-style-type: none"> <li>• Identify and explain who, how, and why the state of Pennsylvania got its name.</li> </ul>	<ul style="list-style-type: none"> <li>• <b>1. Introduce the William Penn topic.</b></li> <li>• <b>* Discuss William Penn's background, religion, and philosophy of life.</b></li> <li>• <b>2. Read and discuss PA book pages 26-29 with the class.</b></li> <li>• <b>3. Complete comprehension questions if time permits.</b></li> </ul>	<ul style="list-style-type: none"> <li>• Comprehension WS (in class)</li> </ul>
<b>Friday, September 13</b>	<ul style="list-style-type: none"> <li>• Identify and discuss examples of Quaker beliefs in the 16th and 17th centuries.</li> </ul>	<ul style="list-style-type: none"> <li>• 1. Play classroom Jeopardy as a review for the previous day's lesson.</li> <li>• 2. Check and review the previous day's comprehension questions.</li> <li>• 3. Read and discuss the Quaker Beliefs handout.</li> <li>• * Focus on legacies from early Quaker beliefs that are still prevalent in U.S. society today.</li> <li>•</li> </ul>	NA

**WEEK 5: September 16-20, 2024**

<b>DAY</b>	<b>OBJECTIVES</b>	<b>CLASSROOM ACTIVITY</b>	<b>ASSIGNMENT</b>
<b>Monday, September 16</b>	<ul style="list-style-type: none"> <li>• Identify and discuss examples of William Penn's views on religion, government, and Native relations.</li> </ul>	<ul style="list-style-type: none"> <li>• View the William Penn video</li> <li>•</li> <li>• <a href="https://www.youtube.com/watch?v=-31iitsBAh0&amp;t=637s">https://www.youtube.com/watch?v=-31iitsBAh0&amp;t=637s</a></li> <li>• <a href="https://docs.google.com/document/d/1X7zd9NtUdlHdN8DwH28qjAUPUHsDpkVh/edit?usp=sharing&amp;oid=107768394289620161303&amp;rtpof=true&amp;sd=true">https://docs.google.com/document/d/1X7zd9NtUdlHdN8DwH28qjAUPUHsDpkVh/edit?usp=sharing&amp;oid=107768394289620161303&amp;rtpof=true&amp;sd=true</a></li> <li>•</li> </ul>	<ul style="list-style-type: none"> <li>• NA</li> </ul>
<b>Tuesday, September 17</b>	<ul style="list-style-type: none"> <li>• Identify causes and effects of the Walking Purchase.</li> </ul>	<ul style="list-style-type: none"> <li>• 1. Read, discuss, and reenact the Walking Purchase with the class.</li> <li>• * Focus on the several ways the Penn family defrauded the Natives during the purchase.</li> <li>• * Discuss how the purchase affected the Natives that lived in the area, and explain how this foreshadowed events in the French &amp; Indian War.</li> <li>• 2. Complete the Walking Purchase Comprehension sheet.</li> <li>• 3. Play the Run, Yeates Run song from Youtube.</li> <li>• <a href="https://www.youtube.com/watch?v=Wc1AhWDCy6Y&amp;t=146s">https://www.youtube.com/watch?v=Wc1AhWDCy6Y&amp;t=146s</a></li> <li>• <a href="https://docs.google.com/document/d/1Xn2JMy637T5Go7xlJUZYjkb4jAZkHyLu/edit?usp=sharing&amp;oid=107768394289620161303&amp;rtpof=true&amp;sd=true">https://docs.google.com/document/d/1Xn2JMy637T5Go7xlJUZYjkb4jAZkHyLu/edit?usp=sharing&amp;oid=107768394289620161303&amp;rtpof=true&amp;sd=true</a></li> </ul>	<ul style="list-style-type: none"> <li>• Walking Purchase WS (in class)</li> </ul>

		<ul style="list-style-type: none"> <li>• <a href="#">W THE WALKING PURCHASE ...</a></li> <li>• <a href="#">Click here for Walking Purchase Questions</a></li> <li>• <a href="#">Click for Quaker Beliefs link</a></li> <li>•</li> </ul>	
<b>Wednesday, September 18</b>	<ul style="list-style-type: none"> <li>• Review facts and concepts about William Penn and the Walking Purchase</li> </ul>	<ul style="list-style-type: none"> <li>• Play Review Basketball as prep for Monday's Open Book William Penn Test</li> </ul>	<ul style="list-style-type: none"> <li>• NA</li> </ul>
<b>Thursday, September 19</b>	<ul style="list-style-type: none"> <li>• Evaluation</li> </ul>	<ul style="list-style-type: none"> <li>• William Penn/Walking Purchase Test</li> <li>• (see exam on Google CR)</li> <li>•</li> </ul>	<ul style="list-style-type: none"> <li>• NA</li> </ul>
<b>Friday, September 20</b>	<ul style="list-style-type: none"> <li>• Identify important facts and problems concerning Edward Marshall, and explain the relationship Marshall had with PA Proprietor, William Penn</li> </ul>	<ul style="list-style-type: none"> <li>• Read and discuss the Edward Marshall packet.</li> </ul>	<ul style="list-style-type: none"> <li>• In-class Worksheet</li> </ul>

**WEEK 6: September 23 - 27, 2024**

<b>DAY</b>	<b>OBJECTIVES</b>	<b>CLASSROOM ACTIVITY</b>	<b>ASSIGNMENT</b>
<b>Monday, September 23</b>	<ul style="list-style-type: none"> <li>• Students will identify the steps of the voting process for the November election.</li> </ul>	<p>Read and discuss the Voting article in the Scholastic Magazine with the class.</p> <p>List the possible ways that you can vote in the USA on the White Board.</p> <p>View and discuss the latest Presidential polls on the Smartboard.</p>	<ul style="list-style-type: none"> <li>• NA</li> </ul>
<b>Tuesday, September 24</b>	<ul style="list-style-type: none"> <li>• Identify and discuss causes of the French &amp; Indian</li> </ul>	<ul style="list-style-type: none"> <li>• 1. Read and discuss the "Beginning of the French &amp; Indian War" handout with the class.</li> <li>• * Focus on the objectives of the French, Native, and British at the onset of the war.</li> <li>• 2. Display the location of the French forts in Western PA at that time on the Smartboard.</li> <li>• 3. Show "How to Load and Fire a Brown Bess Musket" on Youtube.</li> <li>• * Focus on the time and labor necessary to fire the gun.</li> <li>• <a href="https://www.youtube.com/watch?v=EHWntUGT4I">https://www.youtube.com/watch?v=EHWntUGT4I</a></li> <li>• <a href="https://accessgenealogy.com/ohio/french-indian-war-1754-1759.htm">https://accessgenealogy.com/ohio/french-indian-war-1754-1759.htm</a></li> <li>•</li> <li>• *Info found on Google Plans</li> <li>•</li> </ul>	<ul style="list-style-type: none"> <li>• NA</li> </ul>
<b>Wednesday, September 25</b>	<ul style="list-style-type: none"> <li>• Identify and discuss causes of the French &amp; Indian War</li> </ul>	<ul style="list-style-type: none"> <li>• <b>1. Display the location of all French forts in PA along with the Forks of the Ohio and Logstown on the whiteboard map.</b></li> </ul>	<ul style="list-style-type: none"> <li>• In-class reading and reenacting</li> </ul>

		<ul style="list-style-type: none"> <li>2. Distribute parts, and begin reading a reenacting the Washington's Journey play.</li> <li>*Part 1 of Play on Google Plans</li> </ul>	
<b>Thursday, September 26</b>	<ul style="list-style-type: none"> <li>Identify and discuss causes of the French &amp; Indian War</li> </ul>	<ul style="list-style-type: none"> <li>1. Review the previous days' lessons with a Jeopardy session.</li> <li>2. Assign parts, read, and reenact Washington's Journey, Part 2.</li> <li>* Focus on the many dangers Washington encountered on this trip.</li> <li>*Part 2 of Play on Google Plans</li> </ul>	<ul style="list-style-type: none"> <li>In-class reading and reenacting</li> </ul>
<b>Friday, September 27</b>	<ul style="list-style-type: none"> <li>Identify and discuss causes of the French &amp; Indian War</li> </ul>	<ul style="list-style-type: none"> <li>1. Read and discuss Parts 3 and 4 of the Washington's Journey Play.</li> <li>*Parts 3 and 4 can be found on Google Plans</li> </ul>	<ul style="list-style-type: none"> <li>In-class reading and reenacting</li> </ul>

**WEEK 7: September 30-October 4, 2024**

DAY	OBJECTIVES	CLASSROOM ACTIVITY	ASSIGNMENT
<b>Monday, September 30</b>	<ul style="list-style-type: none"> <li>See last Friday plans</li> </ul>	<ul style="list-style-type: none"> <li></li> </ul>	<ul style="list-style-type: none"> <li></li> </ul>
<b>Tuesday, October 1</b>	<ul style="list-style-type: none"> <li>Students will review important facts and concepts from the Washington's Journey play.</li> </ul>	<ul style="list-style-type: none"> <li>Students will participate in a game of Review Bean Bags as prep for Tuesday's test.</li> </ul>	<ul style="list-style-type: none"> <li>NA</li> </ul>
<b>Wednesday, October 2</b>	<ul style="list-style-type: none"> <li>Evaluation</li> </ul>	<ul style="list-style-type: none"> <li>NA</li> </ul>	French & Indian War Test 1
<b>Thursday, October 3</b>	<ul style="list-style-type: none"> <li>Identify and explain how the Jumonville incident inadvertently caused the French &amp; Indian War</li> </ul>	<ul style="list-style-type: none"> <li>Read, discuss, and reenact the Jumonville incident with the class.</li> </ul>	<ul style="list-style-type: none"> <li>In-class comprehension WS</li> </ul>
<b>Friday, October 4</b>	<ul style="list-style-type: none"> <li>Students will identify causes and effects of the Battle of Fort Necessity.</li> </ul>	<ul style="list-style-type: none"> <li>View video of 18th century battle tactic formations (line fighting).</li> <li>Read and discuss the Fort Necessity packet.</li> <li>Answer the comprehension questions.</li> </ul>	<ul style="list-style-type: none"> <li>Fort Necessity Comprehension WS</li> </ul>

**WEEK 8: October 7-11, 2024**

DAY	OBJECTIVES	CLASSROOM ACTIVITY	ASSIGNMENT
<b>Monday, October 7</b>	<ul style="list-style-type: none"> <li>Identify the causes and effects of the British/American defeat at Fort Necessity</li> </ul>	<ul style="list-style-type: none"> <li>1. Read the Fort Necessity handout and answer the comprehension questions independently.</li> <li>2. Show the location of the fort in relation to Pittsburgh on the Smartboard</li> <li>3. Show an image of the fort on the Smartboard and describe the</li> </ul>	<ul style="list-style-type: none"> <li>In-class reading and discussion</li> </ul>

		terrain around the fort.	
<b>Tuesday, October 8</b>	<ul style="list-style-type: none"> <li>Review facts and concepts from the week's lessons. Analyze the different strategies used by the French and British during the Battle of Fort Necessity.</li> </ul>	<ul style="list-style-type: none"> <li>View the Jumonville and Fort Necessity clips from the War that Made America.</li> <li><a href="https://www.youtube.com/watch?v=VgAS-xIdS78">https://www.youtube.com/watch?v=VgAS-xIdS78</a></li> <li><a href="https://www.youtube.com/watch?v=U0aAtP3THt">https://www.youtube.com/watch?v=U0aAtP3THt</a></li> </ul>	<ul style="list-style-type: none"> <li>NA</li> </ul>
<b>Wednesday, October 9</b>	<ul style="list-style-type: none"> <li>Evaluation</li> </ul>	NA	French & Indian War Test 2
<b>Thursday, October 10</b>	<ul style="list-style-type: none"> <li>Analyze General Braddock's role in the French &amp; Indian War. Compare and contrast the European and Native methods of warfare.</li> </ul>	<ul style="list-style-type: none"> <li><b>1. Introduce "Braddock's Defeat" to the class.</b></li> <li><b>2. Explain the background, logistics, objectives, and leaders involved in the battle.</b></li> <li><b>3. Distribute parts and Parts 1 and 2 of the Braddock's Defeat play.</b></li> </ul>	<ul style="list-style-type: none"> <li>In-class reading assignment</li> </ul>
<b>Friday, October 11</b>	<ul style="list-style-type: none"> <li>Analyze General Braddock's role in the French &amp; Indian War.</li> <li>Identify strategic mistakes Braddock made during the battle.</li> </ul>	<ul style="list-style-type: none"> <li><b>1. Play classroom Jeopardy as a review for Parts 1 and 2.</b></li> <li><b>2. Distribute parts, read, and reenact Part 3 of the play with the class.</b></li> <li><b>* Focus on the strategy employed by the French and Indians before and during the battle.</b></li> <li><b>* Display the battle map from the Wiki page and view the corresponding battle scene from the War That Made America from the 38 to 48 minute marks.</b></li> </ul>	<ul style="list-style-type: none"> <li>In-class reading assignment</li> </ul>

**WEEK 9: October 14-18, 2024**

DAY	OBJECTIVES	CLASSROOM ACTIVITY	ASSIGNMENT
<b>Monday, October 14</b>	<ul style="list-style-type: none"> <li></li> </ul>	No School (In-Service Day)	<ul style="list-style-type: none"> <li></li> </ul>
<b>Tuesday, October 15</b>	<ul style="list-style-type: none"> <li>Analyze General Braddock's role in the French &amp; Indian War.</li> <li>Identify strategic mistakes Braddock made during the battle.</li> </ul>	<ul style="list-style-type: none"> <li><b>1. Play classroom Jeopardy as a review for Parts 1 and 2.</b></li> <li><b>2. Distribute parts, read, and reenact Part 3 of the play with the class.</b></li> <li><b>* Focus on the strategy employed by the French and Indians before and during the battle.</b></li> <li><b>* Display the battle map from the Wiki page and view the corresponding battle scene from the War That Made America from the 38 to 48 minute marks.</b></li> </ul>	<ul style="list-style-type: none"> <li>In-class reading assignment</li> </ul>
<b>Wednesday, October 16</b>	<ul style="list-style-type: none"> <li>Demonstrate the French/Indian and</li> </ul>	<ul style="list-style-type: none"> <li>1. Divide the class into British/French and Indian sides</li> </ul>	<ul style="list-style-type: none"> <li>NA</li> </ul>

	British/American strategy in a game setting.	<ul style="list-style-type: none"> <li>and play dodgeball.</li> <li>* Align the two sides in the same positions that the British and the French/Indians were in during the battle.</li> <li>* The British can only throw the dodgeball when given permission by the teacher.</li> </ul>	
<b>Thursday, October 17</b>	<ul style="list-style-type: none"> <li>Evaluation</li> </ul>	<ul style="list-style-type: none"> <li>NA</li> </ul>	<ul style="list-style-type: none"> <li>Braddock's Defeat Test (open packet)</li> </ul>
<b>Friday, October 18</b>	<ul style="list-style-type: none"> <li>Students will identify important facts and symbols about the state of PA</li> </ul>	<ul style="list-style-type: none"> <li>Students will work with partners to complete The PA History and Government workbook.</li> </ul>	PA History and Government Workbook

**WEEK 10: October 21-25, 2024**

DAY	OBJECTIVES	CLASSROOM ACTIVITY	ASSIGNMENT
<b>Monday, October 21</b>	<ul style="list-style-type: none"> <li>Students will identify and list reasons for the British takeover of Fort Duquesne.</li> </ul>	<ul style="list-style-type: none"> <li>Students will read handouts about Washington's Friendly Fire Incident and the Fall of Fort Duquesne.</li> <li>Students will complete the comprehension WS in class after reading.</li> <li>Check and review the WS with class.</li> </ul>	Friendly Fire and the Fall of Fort Duquesne WS (in-class)
<b>Tuesday, October 22</b>	<ul style="list-style-type: none"> <li>Students will identify and list reasons for the British takeover of Fort Duquesne.</li> </ul>	<ul style="list-style-type: none"> <li>Read and reenact Washington's Friendly Fire incident and the Fall of Fort Duquesne.</li> <li>Draw and discuss Forbes Road map with British Forts.</li> <li>Show video clips from the War that Made America and George Washington's First War.</li> </ul>	<ul style="list-style-type: none"> <li>In class reading and discussion</li> </ul>
<b>Wednesday, October 23</b>	<ul style="list-style-type: none"> <li>Students will compare and contrast the Treaties of Easton and Paris.</li> </ul>	<p>Students will read handouts and complete comprehension questions concerning the Treaties of Easton and Paris.</p> <p>Review and check questions at the conclusion of class.</p>	<ul style="list-style-type: none"> <li>Treaties of Easton and Paris WS (in-class)</li> </ul>
<b>Thursday, October 24</b>	<ul style="list-style-type: none"> <li>Students will review facts and concepts about the French &amp; Indian War.</li> </ul>	<p>Students will compete in a game of Review Basketball as prep for the French &amp; Indian War final.</p>	<ul style="list-style-type: none"> <li>NA</li> </ul>
<b>Friday, October 25</b>	<ul style="list-style-type: none"> <li>Evaluation</li> </ul>	NA	<ul style="list-style-type: none"> <li><b>French &amp; Indian War Final (open notes)</b></li> </ul>

**WEEK 11: October 28 - November 1, 2024**

DAY	OBJECTIVES	CLASSROOM ACTIVITY	ASSIGNMENT
<b>Monday, October 28</b>	<ul style="list-style-type: none"> <li>Students will identify causes and effects of the Battle of Bushy Run.</li> </ul>	<p>Read, discuss, and reenact the Battle of Bushy Run with the class.</p> <p>View and discuss the Bushy Run video and play the Bushy Run song.</p> <p><a href="https://www.youtube.com/watch?v=wBlbpQbK_xE&amp;t=32s">https://www.youtube.com/watch?v=wBlbpQbK_xE&amp;t=32s</a></p>	<ul style="list-style-type: none"> <li>In class reading and discussion</li> </ul>

		<a href="https://www.youtube.com/watch?v=X2782LwfjIQ">https://www.youtube.com/watch?v=X2782LwfjIQ</a>	
<b>Tuesday, October 29</b>	<ul style="list-style-type: none"> <li>Identify causes and effects of European exploration in North America</li> </ul>	<ul style="list-style-type: none"> <li>Read and discuss pages 48-53 in text.</li> </ul>	<ul style="list-style-type: none"> <li>Complete page 53 in text.</li> </ul>
<b>Wednesday, October 30</b>	<ul style="list-style-type: none"> <li>See Wed lesson</li> </ul>	<ul style="list-style-type: none"> <li></li> </ul>	
<b>Thursday, October 31</b>	<ul style="list-style-type: none"> <li>No Social Studies due Halloween/Junkbox activities</li> </ul>	<ul style="list-style-type: none"> <li></li> </ul>	<ul style="list-style-type: none"> <li></li> </ul>
<b>Friday, November 1</b>	<ul style="list-style-type: none"> <li>Identify causes and effects of the American Revolution</li> </ul>	<ul style="list-style-type: none"> <li>Read and discuss pages 56-59 in the text.</li> <li>View Mr.Betts Revolution song</li> <li><a href="https://www.google.com/search?client=safari&amp;rls=en&amp;q=mr+betts+revolution+song&amp;ie=UTF-8&amp;oe=UTF-8#fpstate=ive&amp;ved=cid:807a847a,vid:TcDxSICplPE,st:0">https://www.google.com/search?client=safari&amp;rls=en&amp;q=mr+betts+revolution+song&amp;ie=UTF-8&amp;oe=UTF-8#fpstate=ive&amp;ved=cid:807a847a,vid:TcDxSICplPE,st:0</a></li> <li></li> </ul>	<ul style="list-style-type: none"> <li>Chapter 2 Worksheet</li> </ul>

### WEEK 12: November 4-8, 2024

DAY	OBJECTIVES	CLASSROOM ACTIVITY	ASSIGNMENT
<b>Monday, November 4</b>	<ul style="list-style-type: none"> <li>Identify causes and effects of the American Revolution</li> </ul>	<ul style="list-style-type: none"> <li>1. Review Chapter 2, Lessons 1 and 2.</li> <li>2. Read and discuss pages 57-59 with the class.</li> <li>Review the previous day's WS.</li> <li></li> </ul>	<ul style="list-style-type: none"> <li>In-class discussion</li> </ul>
<b>Tuesday, November 5</b>	<ul style="list-style-type: none"> <li>Students will identify who is projected to win the election for President.</li> </ul>	<ul style="list-style-type: none"> <li>Review which states each candidate is projected to win and review the Electoral College process from the realclearpolitics website.</li> </ul>	<ul style="list-style-type: none"> <li>In-class discussion</li> </ul>
<b>Wednesday, November 6</b>	<ul style="list-style-type: none"> <li>Students will identify causes and effects of the Battle of Lexington and Concord.</li> </ul>	<ul style="list-style-type: none"> <li>Read and discuss the Battle of Lexington and Concord packet with class.</li> <li>Draw maps of the battle's sequence on the whiteboard.</li> <li>View and discuss the Battle of Lexington and Concord video with the class.</li> <li><a href="https://www.youtube.com/watch?v=F1rLiizOyAk">https://www.youtube.com/watch?v=F1rLiizOyAk</a></li> </ul>	<ul style="list-style-type: none"> <li>In-class reading and discussion</li> </ul>
<b>Thursday, November 7</b>	<ul style="list-style-type: none"> <li>See Wed lesson</li> </ul>	<ul style="list-style-type: none"> <li></li> </ul>	<ul style="list-style-type: none"> <li></li> </ul>
<b>Friday, November 8</b>	<ul style="list-style-type: none"> <li>Evaluation</li> </ul>	<ul style="list-style-type: none"> <li>NA</li> </ul>	<ul style="list-style-type: none"> <li>Declaration of Independence Test (open notes)</li> </ul>

### WEEK 13: November 11-15, 2024

DAY	OBJECTIVES	CLASSROOM ACTIVITY	ASSIGNMENT
<b>Monday, November 11</b>	•	No School (Act 80 In-Service Day)	
<b>Tuesday, November 12</b>	<ul style="list-style-type: none"> <li>Students will identify reasons behind the American Declaration of Independence against Great Britain.</li> </ul>	<ul style="list-style-type: none"> <li>Read and discuss the Declaration of Independence made easy with the class.</li> <li>Complete the comprehension questions.</li> <li>View and discuss the video from the John Adams miniseries.</li> <li><a href="https://www.youtube.com/watch?v=vFPFhuOsvQ4">https://www.youtube.com/watch?v=vFPFhuOsvQ4</a></li> </ul>	<ul style="list-style-type: none"> <li>Declaration of Independence comprehension questions.</li> </ul>
<b>Wednesday, November 13</b>	<ul style="list-style-type: none"> <li>Students will identify causes and effects of the Louisiana Purchase</li> </ul>	<ul style="list-style-type: none"> <li>1. Read and discuss text pages 60 and 61 with the class.</li> <li>Show the Mr.Betts meme clips</li> <li><a href="https://www.youtube.com/watch?v=i2ADwME0c7k">https://www.youtube.com/watch?v=i2ADwME0c7k</a></li> <li><a href="https://www.youtube.com/watch?v=bYaTSlmrDxc">https://www.youtube.com/watch?v=bYaTSlmrDxc</a></li> <li></li> </ul>	<ul style="list-style-type: none"> <li>In-class discussion</li> </ul>
<b>Thursday, November 14</b>	<ul style="list-style-type: none"> <li>Review facts and concepts from the week's lessons.</li> </ul>	<ul style="list-style-type: none"> <li>Play Review Bowling as a review for this week's lessons and prep for the Lessons 1 and 2 Quiz</li> </ul>	<ul style="list-style-type: none"> <li>NA</li> </ul>
<b>Friday, November 15</b>	<ul style="list-style-type: none"> <li>Evaluation</li> </ul>	<ul style="list-style-type: none"> <li>NA</li> </ul>	<ul style="list-style-type: none"> <li>Chapter 2 Test (open book)</li> </ul>

**WEEK 14: November 18-22, 2024**

DAY	OBJECTIVES	CLASSROOM ACTIVITY	ASSIGNMENT
<b>Monday, November 18</b>	<ul style="list-style-type: none"> <li>Identify the location of the European countries.</li> </ul>	<ul style="list-style-type: none"> <li>Complete the blank Europe Map in-class and review the location of the European countries on the Smartboard.</li> <li>View the 2 Geography of Europe songs.</li> <li><a href="https://www.youtube.com/watch?v=H4VzGXloLlo">https://www.youtube.com/watch?v=H4VzGXloLlo</a></li> <li><a href="https://www.youtube.com/watch?v=GSChFI6cyck">https://www.youtube.com/watch?v=GSChFI6cyck</a></li> <li></li> </ul>	<ul style="list-style-type: none"> <li>Europe Map</li> </ul>
<b>Tuesday, November 19</b>	<ul style="list-style-type: none"> <li>See Monday plans</li> </ul>	<ul style="list-style-type: none"> <li></li> </ul>	
<b>Wednesday, November 20</b>	<ul style="list-style-type: none"> <li>Students will identify causes and effects of the 1st World War..</li> </ul>	<ul style="list-style-type: none"> <li>Read and discuss text pages 74. View and discuss World War 1 Oversimplified with the class.</li> </ul>	<ul style="list-style-type: none"> <li>In-class discussion <a href="https://www.ducksters.com/history/world_war_i/causes_of_ww1.php#:~:text=The%20real%20causes%20of%20World,of%20events%20leading%20to%20Qwar.">https://www.ducksters.com/history/world_war_i/causes_of_ww1.php#:~:text=The%20real%20causes%20of%20World,of%20events%20leading%20to%20Qwar.</a></li> </ul>

<p><b>Thursday, November 21</b></p>	<ul style="list-style-type: none"> <li>Students will identify causes and effects of the 1st World War.</li> </ul>	<ul style="list-style-type: none"> <li>Read and discuss the Causes of WW 1 Ducksters with the class.</li> <li>Reenact the incident with Archduke Franz Ferdinand which sparked WW1.</li> <li>View and discuss the video on WW 1</li> <li><a href="https://www.youtube.com/watch?v=iDUqUpNWtI4">https://www.youtube.com/watch?v=iDUqUpNWtI4</a></li> <li><a href="https://www.youtube.com/watch?v=G2Bfs-jTXxY">https://www.youtube.com/watch?v=G2Bfs-jTXxY</a></li> <li><a href="https://www.youtube.com/watch?v=Rzp1FhnyjKk">https://www.youtube.com/watch?v=Rzp1FhnyjKk</a></li> <li></li> </ul>	<ul style="list-style-type: none"> <li>In-class discussion</li> </ul>
<p><b>Friday, November 22</b></p>	<p>Students will identify new technologies introduced during WW1.</p>	<p>Read and discuss Ducksters changes in Modern Warfare with the class.</p> <p><a href="https://www.ducksters.com/history/world_war_i/ww1_changes_in_modern_warfare.php">https://www.ducksters.com/history/world_war_i/ww1_changes_in_modern_warfare.php</a></p> <p>View examples of WW1 tanks, airplanes, flamethrowers, etc.</p>	<div style="border: 1px solid black; padding: 10px;"> <ul style="list-style-type: none"> <li>In-class discussion</li> </ul> </div> <p style="text-align: right;"><b>In-class reading and discussion</b></p>

**WEEK 15: November 25-29, 2024**

DAY	OBJECTIVES	CLASSROOM ACTIVITY	ASSIGNMENT
<p><b>Monday, November 25</b></p>	<p>See Friday lesson</p>		
<p><b>Tuesday, November 26</b></p>	<ul style="list-style-type: none"> <li>Students will identify reasons for U.S. intervention in WWI.</li> </ul>	<ul style="list-style-type: none"> <li>Read and discuss the Ducksters packet pertaining to U.S. involvement in WW1 with the class. Discuss the implications of the Zimmerman Note and the Lusitania .</li> </ul>	<p><b>In-class reading and discussion</b> *An open packet test will be given on Wednesday.</p>
<p><b>Wednesday, November 27</b></p> <p>Early Dismissal (½ day in-service)</p>	<ul style="list-style-type: none"> <li></li> </ul>		
<p><b>Thursday, November 28</b></p>	<ul style="list-style-type: none"> <li></li> </ul>	<p>No School</p>	
<p><b>Friday, November 29</b></p>	<ul style="list-style-type: none"> <li></li> </ul>	<p>No School</p>	

**WEEK 16: December 2-6, 2024**

DAY	OBJECTIVES	CLASSROOM ACTIVITY	ASSIGNMENT
<b>Monday, December 2</b>		No School	
<b>Tuesday, December 3</b>	<ul style="list-style-type: none"> <li>Students will review important facts and concepts about WW1.</li> </ul>	<ul style="list-style-type: none"> <li>Students will compete in a game of Review Darts as prep for the WW1 Test.</li> </ul>	NA
<b>Wednesday, December 4</b>	<ul style="list-style-type: none"> <li>Evaluation</li> </ul>	<ul style="list-style-type: none"> <li>NA</li> </ul>	<ul style="list-style-type: none"> <li><b>WW1 Test (open packet)</b></li> </ul>
<b>Thursday, December 5</b>	<ul style="list-style-type: none"> <li>Students will identify different technologies invented during WW1, and list countries that developed the new technologies. In addition, students will explain how these technologies changed warfare.</li> </ul>	<ul style="list-style-type: none"> <li>Students will research, diagram, and explain new technologies invented during WW1.</li> </ul>	<ul style="list-style-type: none"> <li>WW1 Poster</li> </ul>
<b>Friday, December 6</b>	<ul style="list-style-type: none"> <li>Students will identify key points in the Treaty of Versailles that ended WW1.</li> </ul>	<ul style="list-style-type: none"> <li>Read and discuss the Ducksters “End of WW1” information.</li> <li>Focus on the French insistence on the harsh reparations forced upon Germany.</li> </ul>	<b>In-class reading and discussion</b>

**WEEK 17: December 9-13, 2024**

DAY	OBJECTIVES	CLASSROOM ACTIVITY	ASSIGNMENT
<b>Monday, December 9</b>	<ul style="list-style-type: none"> <li>Students will identify causes of the Great Depression.</li> </ul>	<ul style="list-style-type: none"> <li>Read and discuss text page 73.</li> <li>Read and discuss Duckster info about the Depression.</li> <li></li> <li></li> <li></li> <li><a href="https://www.youtube.com/watch?v=HupNDQwLN08">https://www.youtube.com/watch?v=HupNDQwLN08</a></li> <li></li> <li></li> <li><a href="https://www.youtube.com/watch?v=D2iuUzkKu9k">https://www.youtube.com/watch?v=D2iuUzkKu9k</a></li> <li></li> </ul>	NA
<b>Tuesday, December 10</b>	<ul style="list-style-type: none"> <li>See Monday lesson</li> </ul>	<ul style="list-style-type: none"> <li></li> </ul>	
<b>Wednesday, December 11</b>	<ul style="list-style-type: none"> <li>Evaluation</li> </ul>	<ul style="list-style-type: none"> <li>NA</li> </ul>	The Great Depression Test
<b>Thursday, December 12</b>	<ul style="list-style-type: none"> <li>Students will identify, locate and list the countries of Asia.</li> </ul>	<ul style="list-style-type: none"> <li>Discuss the importance of Asia during WW2.</li> <li>Complete the Asia and Middle East maps.</li> </ul>	<ul style="list-style-type: none"> <li>Asia and Middle East maps.</li> </ul>

<b>Friday, December 13</b>	<ul style="list-style-type: none"> <li>No classes due to Xmas concert</li> </ul>	•	
--------------------------------	--	---	--

**WEEK 18: December 16-20, 2024**

DAY	OBJECTIVES	CLASSROOM ACTIVITY	ASSIGNMENT
<b>Monday, December 16</b>	<ul style="list-style-type: none"> <li>Students will identify causes of WW2</li> </ul>	<ul style="list-style-type: none"> <li>Read and discuss Ducksters Causes of WW2 with the class.</li> <li><a href="https://www.ducksters.com/history/world_war_ii/causes_of_ww2.php">https://www.ducksters.com/history/world_war_ii/causes_of_ww2.php</a></li> <li>View the Oversimplified WW2 Part 1 with the class.</li> </ul>	<ul style="list-style-type: none"> <li>In-class discussion</li> </ul>
<b>Tuesday, December 17</b>	<ul style="list-style-type: none"> <li>Students will identify combatants and objectives of countries that fought in the European sphere of WW 2, and identify causes of the Allied victory in Europe.</li> </ul>	<ul style="list-style-type: none"> <li>Read and discuss Ducksters WW2 in Europe with the class.</li> <li><a href="https://www.ducksters.com/history/world_war_ii/ww2_in_europe.php">https://www.ducksters.com/history/world_war_ii/ww2_in_europe.php</a></li> <li>View WW 2 Oversimplified Part 1 with the class.</li> <li><a href="https://www.youtube.com/watch?v=uk6vfqwTA">https://www.youtube.com/watch?v=uk6vfqwTA</a></li> <li></li> </ul>	<ul style="list-style-type: none"> <li>Duckster information and WW2 Europe Practice Test. *See Google Plans <a href="https://www.ducksters.com/history/world_war_ii/ww2_in_europe_print.php">https://www.ducksters.com/history/world_war_ii/ww2_in_europe_print.php</a></li> </ul>
<b>Wednesday, December 18</b>	Students will identify the leaders of the major countries that fought in WW2, including Roosevelt, Churchill, Stalin, Hitler, and Mussolini.	<ul style="list-style-type: none"> <li>Discuss the leaders of the major countries that fought in WW2, and discuss the objectives that each leader had.</li> <li>Show images of each on the Smartboard.</li> </ul>	NA
<b>Thursday, December 19</b>	No classes due to Holiday activities	•	
<b>Friday, December 20</b>	No classes due Xmas Party		

**WEEK 1: December 30 - January 3, 2025**

DAY	OBJECTIVES	CLASSROOM ACTIVITY	ASSIGNMENT
<b>Monday, December 30</b>		No School	
<b>Tuesday, December 31</b>		No School	
<b>Wednesday, January 1</b>		No School	
<b>Thursday, January 2</b>	<ul style="list-style-type: none"> <li>Students will identify combatants and objectives of countries that fought in the European sphere of WW 2, and identify causes of</li> </ul>	<ul style="list-style-type: none"> <li>Read and discuss Ducksters WW2 in Europe with the class.</li> <li><a href="https://www.ducksters.com/history/world_war_ii/ww2_in_europe.php">https://www.ducksters.com/history/world_war_ii/ww2_in_europe.php</a></li> <li>View WW 2 Oversimplified Part 1</li> </ul>	<ul style="list-style-type: none"> <li>Duckster information and WW2 Europe Practice Test. *See Google Plans <a href="https://www.ducksters.com/history/world_war_ii/ww2_in_europe_print.php">https://www.ducksters.com/history/world_war_ii/ww2_in_europe_print.php</a></li> </ul>

	the Allied victory in Europe.	<ul style="list-style-type: none"> <li>with the class.</li> <li>View the Dunkirk videos with the class and reenact the British rescue of the Allied soldiers at Dunkirk.</li> <li><a href="https://www.youtube.com/watch?v=NO5oOJUW74">https://www.youtube.com/watch?v=NO5oOJUW74</a></li> <li><a href="https://www.youtube.com/watch?v=ZOrx1WqgmUU">https://www.youtube.com/watch?v=ZOrx1WqgmUU</a></li> <li></li> <li><a href="https://www.youtube.com/watch?v=uk_6vfwTA">https://www.youtube.com/watch?v=uk_6vfwTA</a></li> <li></li> </ul>	
<b>Friday, January 3</b>	Students will identify the leaders of the major countries that fought in WW2, including Roosevelt, Churchill, Stalin, Hitler, and Mussolini.	<ul style="list-style-type: none"> <li>Discuss the leaders of the major countries that fought in WW2, and discuss the objectives that each leader had.</li> <li>Show images of each on the Smartboard.</li> </ul>	NA

### WEEK 2: January 6 - 10, 2025

DAY	OBJECTIVES	CLASSROOM ACTIVITY	ASSIGNMENT
<b>Monday, January 6</b>	See previous Friday's plans		
<b>Tuesday, January 7</b>	<ul style="list-style-type: none"> <li>Students will identify combatants and objectives in the Pacific theater of WW2 and identify causes and effects of the Japanese attacks at Pearl Harbor.</li> </ul>	<ul style="list-style-type: none"> <li>Read and discuss the Ducksters info pertaining to the Pacific Theater during WW2 with the class.</li> <li>View and discuss WW 2 Oversimplified with the class.</li> <li><a href="https://www.ducksters.com/history/world-war-ii/ww2-in-pacific.php">https://www.ducksters.com/history/world-war-ii/ww2-in-pacific.php</a></li> <li><a href="https://www.ducksters.com/history/world-war-ii/pearl-harbor-attack.php">https://www.ducksters.com/history/world-war-ii/pearl-harbor-attack.php</a></li> <li><a href="https://www.youtube.com/watch?v=qTKynf7X4Tc">https://www.youtube.com/watch?v=qTKynf7X4Tc</a></li> <li></li> </ul>	<ul style="list-style-type: none"> <li>In-class discussion</li> </ul>
<b>Wednesday, January 8</b>	Students will review important facts and concepts about the causes of WW2.	Students will participate in a game of Review Darts as prep for the following day's exam.	NA
<b>Thursday, January 9</b>	See Wed plans		
<b>Friday, January 10</b>	<ul style="list-style-type: none"> <li>Evaluation</li> </ul>	<ul style="list-style-type: none"> <li>NA</li> </ul>	WW2 Test (open notes)

### WEEK 3: January 13 - 17, 2025

DAY	OBJECTIVES	CLASSROOM ACTIVITY	ASSIGNMENT
-----	------------	--------------------	------------

<b>Monday, January 13</b>	<ul style="list-style-type: none"> <li>Students will identify causes and effects of the Invasion of Normandy.</li> </ul>	<ul style="list-style-type: none"> <li>Read and discuss the Ducksters info sheet about the Invasion of Normandy.</li> <li>View the different attack locations in France by the Allies.</li> <li>View and discuss the two videos pertaining to D-Day.</li> <li><a href="https://www.ducksters.com/history/world_war_ii/d-day_invasion_of_normandy.php">https://www.ducksters.com/history/world_war_ii/d-day_invasion_of_normandy.php</a></li> <li><a href="https://www.youtube.com/watch?app=desktop&amp;v=-KY1pDLuIF4">https://www.youtube.com/watch?app=desktop&amp;v=-KY1pDLuIF4</a></li> <li><a href="https://www.youtube.com/watch?v=a3w9pmvpyDM">https://www.youtube.com/watch?v=a3w9pmvpyDM</a></li> <li><a href="https://www.youtube.com/watch?v=t3P11ENBZyc">https://www.youtube.com/watch?v=t3P11ENBZyc</a></li> <li></li> </ul>	<b>In-class discussion</b>
<b>Tuesday, January 14</b>	<ul style="list-style-type: none"> <li>Students will identify combatants and objectives in the Pacific theater of WW2</li> </ul>	<ul style="list-style-type: none"> <li>Read and discuss the Ducksters info pertaining to the Pacific Theater during WW2 with the class.</li> <li>View and discuss WW 2 Oversimplified with the class.</li> <li><a href="https://www.ducksters.com/history/world_war_ii/ww2_in_pacific.php">https://www.ducksters.com/history/world_war_ii/ww2_in_pacific.php</a></li> <li></li> </ul>	<ul style="list-style-type: none"> <li>In-class discussion</li> </ul>
<b>Wednesday, January 15</b>	<ul style="list-style-type: none"> <li>Students will identify causes and effects of American use of the atomic bomb in WW2.</li> </ul>	<ul style="list-style-type: none"> <li>Read and discuss the Atomic Bomb information with the class.</li> <li>View and discuss all videos pertaining to the topic.</li> <li>Incite discussion within the class about the appropriateness of using such a weapon.</li> <li><a href="https://www.ducksters.com/history/world_war_ii/ww2_atomic_bomb.php">https://www.ducksters.com/history/world_war_ii/ww2_atomic_bomb.php</a></li> <li><a href="https://www.youtube.com/watch?v=96yhS_IeVXg">https://www.youtube.com/watch?v=96yhS_IeVXg</a></li> <li><a href="https://www.youtube.com/watch?v=PQBnTDJctJE">https://www.youtube.com/watch?v=PQBnTDJctJE</a></li> <li><a href="https://www.history.com/topics/world-war-ii/atomic-bomb-history">https://www.history.com/topics/world-war-ii/atomic-bomb-history</a></li> <li></li> </ul>	<ul style="list-style-type: none"> <li>Atomic Bomb 10point test (open packet)</li> <li><a href="https://www.ducksters.com/history/world_war_ii/ww2_atomic_bomb_print.php">https://www.ducksters.com/history/world_war_ii/ww2_atomic_bomb_print.php</a></li> <li></li> </ul>
<b>Thursday, January 16</b>	<ul style="list-style-type: none"> <li>See Wed Plans</li> </ul>	<ul style="list-style-type: none"> <li></li> </ul>	<ul style="list-style-type: none"> <li></li> </ul>
<b>Friday, January 17</b>	<ul style="list-style-type: none"> <li>Students will identify causes and effects of Anne Frank's family hiding from the NAZIs in WW2.</li> </ul>	<ul style="list-style-type: none"> <li>Read and discuss the Ducksters article about Anne Frank.</li> <li>View and discuss the Anne Frank video with the class.</li> <li><a href="https://www.youtube.com/watch?v=qf_OfddIiVc">https://www.youtube.com/watch?v=qf_OfddIiVc</a></li> <li></li> </ul>	<ul style="list-style-type: none"> <li>Anne Frank Test (not graded)</li> </ul>

**WEEK 4: January 20 - 24, 2025**

DAY	OBJECTIVES	CLASSROOM ACTIVITY	ASSIGNMENT
<b>Monday, January 20</b>		No School: In-Service Day	

<b>Tuesday, January 21</b>	<ul style="list-style-type: none"> <li>FID DAY</li> </ul>	<ul style="list-style-type: none"> <li></li> </ul>	<ul style="list-style-type: none"> <li></li> </ul>
<b>Wednesday, January 22</b>	FID DAY		
<b>Thursday, January 23</b>	<ul style="list-style-type: none"> <li>Review important facts and concepts about WW2 in a game setting.</li> </ul>	<ul style="list-style-type: none"> <li>The class will participate in a game of Review Skee Ball as prep for Friday's test.</li> </ul>	<ul style="list-style-type: none"> <li>NA</li> </ul>
<b>Friday, January 24</b>	<ul style="list-style-type: none"> <li>Evaluation</li> </ul>	<ul style="list-style-type: none"> <li>NA</li> </ul>	<ul style="list-style-type: none"> <li>WW2 Final (open notes/packet)</li> </ul>

**WEEK 5: January 27 - January 31, 2025**

DAY	OBJECTIVES	CLASSROOM ACTIVITY	ASSIGNMENT
<b>Monday, January 27</b>	<ul style="list-style-type: none"> <li>Students will identify causes and effects of the breakup of Germany after WW2.</li> </ul>	<ul style="list-style-type: none"> <li>Read and discuss the Duckster page about the Berlin Wall, and the West Berlin travel excerpt.</li> </ul> <p>View the Mr.Betts Cold War song  <a href="https://www.ducksters.com/history/cold_war/berlin_wall.php">https://www.ducksters.com/history/cold_war/berlin_wall.php</a>  <a href="https://www.ducksters.com/history/cold_war/berlin_wall_questions.php">https://www.ducksters.com/history/cold_war/berlin_wall_questions.php</a>  <a href="https://www.youtube.com/watch?v=IQbxHPEPTM">https://www.youtube.com/watch?v=IQbxHPEPTM</a></p>	<ul style="list-style-type: none"> <li>Duckster Berlin Wall Test (not graded)</li> <li><a href="https://www.ducksters.com/history/cold_war/berlin_wall_questions.php">https://www.ducksters.com/history/cold_war/berlin_wall_questions.php</a></li> <li></li> </ul>
<b>Tuesday, January 28</b>	<ul style="list-style-type: none"> <li>Students will identify causes for the fall of the Berlin Wall.</li> </ul>	<ul style="list-style-type: none"> <li>Read and discuss the Fall of the Berlin Wall info with the class.</li> <li></li> <li><a href="https://www.youtube.com/watch?v=IXzODWITWgk">https://www.youtube.com/watch?v=IXzODWITWgk</a></li> <li></li> </ul>	<ul style="list-style-type: none"> <li>In-class discussion</li> </ul>
<b>Wednesday, January 29</b>	<ul style="list-style-type: none"> <li>Students will identify causes and effects of the Cold War.</li> </ul>	<ul style="list-style-type: none"> <li>Read and discuss pages 78-82 with the class.</li> <li>Read and discuss the Cuban Missile Crisis with the class.</li> </ul>	<ul style="list-style-type: none"> <li>In-class discussion</li> </ul>
<b>Thursday, January 30</b>	<ul style="list-style-type: none"> <li>Evaluation</li> </ul>	<ul style="list-style-type: none"> <li>NA</li> </ul>	<ul style="list-style-type: none"> <li>Cold War Test (open packet)</li> </ul>
<b>Friday, January 31</b>	<ul style="list-style-type: none"> <li>Students will compare and contrast a free market economy and communism.</li> </ul>	<ul style="list-style-type: none"> <li>View the Capitalism/Socialism/Communism video</li> <li><a href="https://www.youtube.com/watch?v=8gTqgaczTI">https://www.youtube.com/watch?v=8gTqgaczTI</a></li> <li>Capitalism/Communism Activity.</li> <li>Divide the class into two sections.</li> <li>One half will draw figures and will get paid a set amount.</li> <li>The other half will draw the same figures, and will get paid according to how many they've completed.</li> </ul>	<ul style="list-style-type: none"> <li>NA</li> </ul>

**WEEK 6: February 3 - 7, 2025**

DAY	OBJECTIVES	CLASSROOM ACTIVITY	ASSIGNMENT	
<b>Monday, February</b>	<ul style="list-style-type: none"> <li>Students will identify causes for the fall of the</li> </ul>	<ul style="list-style-type: none"> <li>Read and discuss the Fall of the Berlin Wall</li> </ul>	<ul style="list-style-type: none"> <li>In-class discussion</li> </ul>	

3	Berlin Wall.	<p>info with the class.</p> <ul style="list-style-type: none"> <li>• <a href="https://www.youtube.com/watch?v=IXzODWITWgk">https://www.youtube.com/watch?v=IXzODWITWgk</a></li> <li>• <a href="https://www.cnn.com/videos/world/2019/11/07/berlin-30th-anniversary-since-wall-came-down-lc-lon-orig.cnn">https://www.cnn.com/videos/world/2019/11/07/berlin-30th-anniversary-since-wall-came-down-lc-lon-orig.cnn</a></li> <li>•</li> </ul>		
<b>Tuesday, February 4</b>	<ul style="list-style-type: none"> <li>• Students will review important facts and concepts about the Cold War</li> </ul>	<ul style="list-style-type: none"> <li>• Students will participate in a game of Review Basketball as preparation for the Cold War test.</li> </ul>	<ul style="list-style-type: none"> <li>• NA</li> </ul>	
<b>Wednesday, February 5</b>	<ul style="list-style-type: none"> <li>• Evaluation</li> </ul>	<ul style="list-style-type: none"> <li>• NA</li> </ul>	<ul style="list-style-type: none"> <li>• Cold War Test (open packet)</li> </ul>	
<b>Thursday, February 6</b>	<ul style="list-style-type: none"> <li>• <b>Tuesday, January 3</b></li> </ul>	<ul style="list-style-type: none"> <li>• Identify and list the 50 states on a blank USA Map.</li> </ul>	<ul style="list-style-type: none"> <li>• 1. List as many of the 50 states as possible on a blank USA Map.</li> <li>• 2. Check the assignment in class.</li> <li>• 3. The student with the most states correct wins a prize.</li> </ul>	USA Map (in-class)
<b>Friday, February 7</b>	<ul style="list-style-type: none"> <li>• <b>Wednesday, January 4</b></li> </ul>	<ul style="list-style-type: none"> <li>• Identify and list the Northeastern states and capitals.</li> </ul>	<ul style="list-style-type: none"> <li>• 1. Introduce and identify the NE Region states on the Smartboard.</li> <li>• 2. Discuss the Northeast Region Wiki page with the class.</li> <li>• *Identify important cities, landmarks, and tourist attractions in the NE.</li> <li>• 3. View the NE Region song.</li> <li>• <a href="https://www.youtube.com/watch?v=1RGPrna5jG8">https://www.youtube.com/watch?v=1RGPrna5jG8</a></li> </ul>	1. NE Region Map (in-class)

**WEEK 7: February 10 - 14, 2025**

DAY	OBJECTIVES	CLASSROOM ACTIVITY	ASSIGNMENT
<b>Monday, February 10</b>	<ul style="list-style-type: none"> <li>• Identify and locate the NE states on a blank map, and identify popular regional dishes from the NE Region</li> </ul>	<ul style="list-style-type: none"> <li>• 1. Check the previous day's assignment for team points.</li> <li>• 2. Complete the blank NE Map on the Smartboard for team competition.</li> <li>• 3. Discuss regional foods from the NE Region from the Regional Foods Wiki page.</li> </ul>	<ul style="list-style-type: none"> <li>• NA</li> </ul>

<b>Tuesday, February 11</b>	<ul style="list-style-type: none"> <li>Identify and locate major NE tourist attractions.</li> </ul>	<ul style="list-style-type: none"> <li>1. Review the location of the NE on the blank Smartboard map for team points.</li> <li>2. Identify NE physical landmarks, major cities, and tourist attractions. (New York, Philadelphia, Boston, Pittsburgh), (Appalachian Mts, Ohio River, Hudson River), (Niagara Falls, Vermont Skiing, NE Fall leaves, Ocean City, Atlantic City, Appalachian Trail)</li> <li>3. Begin viewing the East Coast Tourist Attraction video.</li> <li><a href="https://www.youtube.com/watch?v=K7oBwZspwek">https://www.youtube.com/watch?v=K7oBwZspwek</a></li> <li></li> </ul>	<ul style="list-style-type: none"> <li>NA</li> </ul>
<b>Wednesday, February 12</b>	<ul style="list-style-type: none"> <li>Identify the location of the NE States and Identify and discuss cultural characteristics of the New England states.</li> </ul>	<ul style="list-style-type: none"> <li>1. Review the location of the NE during team competition on the Smartboard.</li> <li>2. View the 2 videos pertaining to the Northeast region (New England states and the Philly Cheesesteak)</li> <li><a href="https://www.youtube.com/watch?v=biLR-HIB754">https://www.youtube.com/watch?v=biLR-HIB754</a></li> <li><a href="https://www.youtube.com/watch?v=9FgPyZJAl-c">https://www.youtube.com/watch?v=9FgPyZJAl-c</a></li> <li></li> </ul>	<ul style="list-style-type: none"> <li>NA</li> </ul>
<b>Thursday, February 13</b>	<ul style="list-style-type: none"> <li>Evaluation</li> </ul>	<ul style="list-style-type: none"> <li>NA</li> </ul>	<ul style="list-style-type: none"> <li>NE Map Test (not open book)</li> </ul>
<b>Friday, February 14</b>	<ul style="list-style-type: none"> <li>Identify and list important economic, political, and demographical information about each of the Northeastern states.</li> </ul>	<ul style="list-style-type: none"> <li>1. The class will work on their NE Checklists during the entire class.</li> </ul>	<ul style="list-style-type: none"> <li>Northeast Checklist</li> </ul>

**WEEK 8: February 17 - 21, 2025**

DAY	OBJECTIVES	CLASSROOM ACTIVITY	ASSIGNMENT
<b>Monday, February 17</b>		No School	
<b>Tuesday, February 18</b>	<ul style="list-style-type: none"> <li>Identify and list important economic, political, and demographical information about each of the Northeastern states.</li> </ul>	<ul style="list-style-type: none"> <li>1. The class will work on their NE Checklists during the entire class.</li> </ul>	<ul style="list-style-type: none"> <li>Northeast Checklist</li> </ul>
<b>Wednesday, February 19</b>	<ul style="list-style-type: none"> <li>Research, identify, list, and describe important physical, economic, and cultural characteristics about their favorite Northeast Region state.</li> </ul>	<ul style="list-style-type: none"> <li>1. Students will hand write or generate a Google document Northeast Region State Research Report.</li> </ul>	<ul style="list-style-type: none"> <li>1. Northeast Region Research Report</li> </ul>
<b>Thursday, February 20</b>	See Wed plans		

<b>Friday, February 21</b>	See Wed plans		
--------------------------------	---------------	--	--

**WEEK 9: February 24 - February 28, 2025**

<b>DAY</b>	<b>OBJECTIVES</b>	<b>CLASSROOM ACTIVITY</b>	<b>ASSIGNMENT</b>
<b>Monday, February 24</b>	<ul style="list-style-type: none"> <li>Research, identify, list, and describe important physical, economic, and cultural characteristics about their favorite Northeast Region state.</li> </ul>	<ul style="list-style-type: none"> <li>1. Students will hand write or generate a Google document Northeast Region State Research Report.</li> </ul>	<ul style="list-style-type: none"> <li>1. Northeast Region Research Report *Due Feb 25th</li> </ul>
<b>Tuesday, February 25</b>	<ul style="list-style-type: none"> <li>Identify and locate the states of the Southeastern Region.</li> </ul>	<ul style="list-style-type: none"> <li>1. View the Southeast Region State and Capital songs.</li> <li>2. Locate all of the SE states on the Smartboard map.</li> <li>3. Review the SE Region Wiki page. Focus on the state populations and identify major cities in the region.</li> <li>4. Complete the SE Region Map.</li> <li><a href="https://www.youtube.com/watch?v=kHUmeXLs2jM">https://www.youtube.com/watch?v=kHUmeXLs2jM</a></li> <li><a href="https://www.youtube.com/watch?v=Ue4rVHZeIEQ">https://www.youtube.com/watch?v=Ue4rVHZeIEQ</a></li> </ul>	<ul style="list-style-type: none"> <li><b>1. Southeast Region Map WS (in-class)</b></li> </ul>
<b>Wednesday, February 26</b>	<ul style="list-style-type: none"> <li>Identify the SE Region states that have the highest and lowest populations and identify major cities and metropolitan areas of the SE Region.</li> </ul>	<ul style="list-style-type: none"> <li>1. View the SE Region songs (see previous lesson)</li> <li>2. Check the previous lesson's assignment for team points.</li> <li>3. View and discuss the SE Region Wiki page with the class. Focus on the largest metropolitan regions, and state populations.</li> </ul>	<ul style="list-style-type: none"> <li>In-class discussion</li> </ul>
<b>Thursday, February 27</b>	<ul style="list-style-type: none"> <li>See Wed plans</li> </ul>		<ul style="list-style-type: none"> <li></li> </ul>
<b>Friday, February 28</b>	<ul style="list-style-type: none"> <li>Research, identify, list, and describe important physical, economic, and cultural characteristics about their favorite Northeast Region state.</li> </ul>	<ul style="list-style-type: none"> <li>1. Students will hand write or generate a Google document Northeast Region State Research Report.</li> </ul>	<ul style="list-style-type: none"> <li>1. Northeast Region Research Report *Finish the Reports today. Anything unfinished is homework.</li> </ul>

**WEEK 10: March 3 - 7, 2025**

<b>DAY</b>	<b>OBJECTIVES</b>	<b>CLASSROOM ACTIVITY</b>	<b>ASSIGNMENT</b>
<b>Monday, March 3</b>	<ul style="list-style-type: none"> <li>Review the location of the SE Region states, and identify important physical characteristics of the region.</li> </ul>	<ul style="list-style-type: none"> <li>1. View the SE Region songs.</li> <li>2. Review the location of the SE states on the Smartboard map for team competition.</li> <li>Identify and view the location of important physical features of the region: Appalachian Mts,</li> </ul>	<ul style="list-style-type: none"> <li>In-class discussion</li> </ul>

		Gulf of Mexico, Florida coastline, Mississippi River, The Everglades and the Louisiana Bayou. <a href="https://www.youtube.com/watch?v=MQROY0dY9A">https://www.youtube.com/watch?v=MQROY0dY9A</a>	
<b>Tuesday, March 4</b>	<ul style="list-style-type: none"> <li>• See Monday lesson</li> </ul>	<ul style="list-style-type: none"> <li>•</li> </ul>	<ul style="list-style-type: none"> <li>•</li> </ul>
<b>Wednesday, March 5</b>	<ul style="list-style-type: none"> <li>• Students will review the location of each of the Southeastern Region's states.</li> </ul>	<ul style="list-style-type: none"> <li>• The class will participate in a game of Review Basketball as prep for Thursday's test.</li> </ul>	<ul style="list-style-type: none"> <li>• NA (practice map sent home)</li> </ul>
<b>Thursday, March 6</b>	<ul style="list-style-type: none"> <li>• Evaluation</li> </ul>	<ul style="list-style-type: none"> <li>• NA</li> </ul>	<ul style="list-style-type: none"> <li>• SE Map Test</li> </ul>
<b>Friday, March 7</b>	<ul style="list-style-type: none"> <li>• Identify and list important political, economical, and population facts about the SE Region states.</li> </ul>	<ul style="list-style-type: none"> <li>• The class will work on their SE Region Checklists the entire class.</li> </ul>	<ul style="list-style-type: none"> <li>• SE Region Checklists *See Google Plans</li> </ul>

**WEEK 11: March 10 - 14, 2025**

DAY	OBJECTIVES	CLASSROOM ACTIVITY	ASSIGNMENT
<b>Monday, March 10</b>	<ul style="list-style-type: none"> <li>• Identify flora and fauna of the Southeastern U.S. Region</li> </ul>	<ul style="list-style-type: none"> <li>• Review the previous day's lesson during Jeopardy session.</li> <li>• View examples of Southeastern flora and fauna on the Smartboard.</li> <li>• View the Invasive Species video.</li> <li>• <a href="https://www.youtube.com/watch?v=nV7cQHZ6A4q">https://www.youtube.com/watch?v=nV7cQHZ6A4q</a></li> </ul>	<ul style="list-style-type: none"> <li>• In-class discussion</li> </ul>
<b>Tuesday, March 11</b>	<ul style="list-style-type: none"> <li>• Students will compare and contrast Hurricanes and Tornadoes, and identify major crops of the SE Region.</li> </ul>	<ul style="list-style-type: none"> <li>• Identify and discuss major crops in the region: sugar cane, tobacco, oranges, rice, pecans, and peanuts.</li> <li>• Explain how tornadoes and hurricanes are formed, and what areas in the SE they effect.</li> <li>• View the SE Region and Tornado/Earthquake video clips.</li> <li>• <a href="https://uwsslec.libguides.com/c.php?g=218014&amp;p=1439927">https://uwsslec.libguides.com/c.php?g=218014&amp;p=1439927</a></li> <li>• <a href="https://www.google.com/search?q=tornadoes+vs+hurricanes&amp;client=safari&amp;rls=en&amp;biw=1363&amp;bih=757&amp;tbm=vid&amp;ei=SvfbY5zxHPag5NoP7M2I0Ak&amp;oq=tornadoes+vs+hur&amp;gs_lcp=Cg1nd3Mtd2l6LXZpZGVvEAMYADIFCAAQgAQyBQgAEIAEMgYIABAWEB4yBggAEBYQHj">https://www.google.com/search?q=tornadoes+vs+hurricanes&amp;client=safari&amp;rls=en&amp;biw=1363&amp;bih=757&amp;tbm=vid&amp;ei=SvfbY5zxHPag5NoP7M2I0Ak&amp;oq=tornadoes+vs+hur&amp;gs_lcp=Cg1nd3Mtd2l6LXZpZGVvEAMYADIFCAAQgAQyBQgAEIAEMgYIABAWEB4yBggAEBYQHj</a></li> </ul>	<ul style="list-style-type: none"> <li>• In-class discussion</li> </ul>

		<a href="https://www.youtube.com/watch?v=CevLsk9t6uo">IGCAAQFhAeMgYIABAWEB4yBggAEBYQHjIGCAAQFhAeMgYIABAWEB4yBggAEBYQHjoFCAAQhgM6CwgAEBYQHhDxBBAKOggIABAWEB4QDzoFCAAQkQI6BQghEKABOgUIIRCrAjoICCEQFhAeEB06CAgAEBYQHhAKUKACW0seYOcnaAFwAHgBgAF5iAH6CpIBBDE2LjKYAQcGaqHAAQE&amp;sclient=gws-wiz-video#fpstate=ive&amp;vld=cid:480c06b7_vid:W0LskBe_QfA</a> <ul style="list-style-type: none"> <li>• <a href="https://www.youtube.com/watch?v=CevLsk9t6uo">https://www.youtube.com/watch?v=CevLsk9t6uo</a></li> <li>•</li> <li>•</li> </ul>	
<b>Wednesday, March 12</b>	<ul style="list-style-type: none"> <li>• Research, identify, list, and describe important physical, economic, and cultural characteristics about their favorite Southeast Region state.</li> </ul>	<ul style="list-style-type: none"> <li>• 1. Students will hand write or generate a Google document Southeast Region State Research Report.</li> </ul>	<ul style="list-style-type: none"> <li>• Southeast Region Research Report</li> </ul>
<b>Thursday, March 13</b>	See Wed plans		
<b>Friday, March 14</b>	See Wed plans		

**WEEK 12: March 17 - 21, 2024**

DAY	OBJECTIVES				C L A S S R O M A C T I V I T Y	A S S I G N M E N T
	DAY	OBJECTIVE	CLASSROOM ACTIVITY	THE WORK		
<b>Monday, March 17</b>						
	<b>M</b>	•	•	•		
	<b>T</b>	•	•			
	<b>W</b>		•	•		
	<b>Th</b>	•	•			

F	•	•	
---	---	---	--

**WEEK 11: March 11 - 15, 2024**

DAY	OBJECTIVE	CLASSROOM ACTIVITY	THE WORK
<b>M</b>	<ul style="list-style-type: none"> <li>Students will identify and discuss causes of the Battle of the Alamo and causes of the Texas Revolution.</li> </ul>	<ul style="list-style-type: none"> <li>1. Introduce the Alamo topic to the class.</li> <li>2. Explain how American immigration to Mexican Texas caused tension between the immigrants and the Mexican Government.</li> <li>3. Read and discuss the Goliad incident with the class.</li> <li><a href="https://www.youtube.com/watch?v=aomUUdeb3NM">https://www.youtube.com/watch?v=aomUUdeb3NM</a></li> </ul>	NA
<b>T</b>	<ul style="list-style-type: none"> <li>Students will identify and discuss causes of the Battle of the Alamo and causes of the Texas Revolution.</li> </ul>	<ol style="list-style-type: none"> <li><b>1. Check the previous lesson's assignment for team points.</b></li> <li><b>1. Discuss the causes of the tension between the Texan immigrants and the Mexican Government.</b></li> <li><b>2. Review the importance of Spanish Missions in the Americas.</b></li> <li><b>3. Show the Alamo design and drawing on the Smartboard.</b></li> <li><b>4. Discuss and view the importance of Davie Crockett and Jim Bowie to the Alamo.</b></li> <li><b>5. Assign and discuss the Alamo packet and comprehension questions.</b></li> </ol>	<ul style="list-style-type: none"> <li>Alamo WS</li> </ul>

		<p>7. 6. Play the Alamo and Davy Crockett songs.</p> <p><a href="https://www.google.com/search?client=safari&amp;rls=en&amp;q=jim+bowie+song&amp;ie=UTF-8&amp;oe=UTF-8&amp;safari_group=9#fpstate=ive&amp;vld=cid:1455ddf3,vid:2fxFjABHOXA">https://www.google.com/search?client=safari&amp;rls=en&amp;q=jim+bowie+song&amp;ie=UTF-8&amp;oe=UTF-8&amp;safari_group=9#fpstate=ive&amp;vld=cid:1455ddf3,vid:2fxFjABHOXA</a></p> <p><a href="https://www.youtube.com/watch?v=txcRQedoEyY">https://www.youtube.com/watch?v=txcRQedoEyY</a></p> <p><a href="https://www.youtube.com/watch?v=i79X9jTAFEM">https://www.youtube.com/watch?v=i79X9jTAFEM</a></p> <p><a href="https://www.brandonseal.com/latest/2019/3/1/117-the-battle-of-the-alamo">https://www.brandonseal.com/latest/2019/3/1/117-the-battle-of-the-alamo</a></p>	
<b>W</b>	<ul style="list-style-type: none"> <li>Students will identify causes and effects of the Battle of the Alamo.</li> </ul>	<ol style="list-style-type: none"> <li>1. Check the previous day's assignment for team points.</li> <li>2. Read, discuss, and reenact the Alamo with the class. <ol style="list-style-type: none"> <li>1. Play Alamo Dodgeball as a reenactment of the Battle.</li> </ol> </li> </ol>	<ul style="list-style-type: none"> <li>In-class reading and discussion</li> </ul>
<b>Th</b>	<ul style="list-style-type: none"> <li>Students will identify causes and effects of the Battle of the Alamo.</li> </ul>	<ul style="list-style-type: none"> <li>View selected clips from The Battle of Alamo (2004) version with the class, and view the Lego and Mr. Betts clips</li> <li><a href="https://www.google.com/search?client=safari&amp;rls=en&amp;q=Battle+stack+battle+of+the+alamo&amp;ie=UTF-8&amp;oe=UTF-8&amp;safari_group=9#fpstate=ive&amp;vld=cid:70ab3f46,vid:MIXy9-j89gw">https://www.google.com/search?client=safari&amp;rls=en&amp;q=Battle+stack+battle+of+the+alamo&amp;ie=UTF-8&amp;oe=UTF-8&amp;safari_group=9#fpstate=ive&amp;vld=cid:70ab3f46,vid:MIXy9-j89gw</a></li> <li><a href="https://www.youtube.com/watch?v=q1E37UMx2wQ">https://www.youtube.com/watch?v=q1E37UMx2wQ</a></li> <li><a href="https://www.youtube.com/watch?v=aomUUdeb3N">https://www.youtube.com/watch?v=aomUUdeb3N</a></li> </ul>	<ul style="list-style-type: none"> <li>NA</li> </ul>

			M	
	F	<ul style="list-style-type: none"> <li>Students will review important facts and concepts about the Texas Revolution and the Battle of the Alamo.</li> </ul>	<ul style="list-style-type: none"> <li>The class will participate in a game of Review Basketball as prep for the Alamo Test.</li> </ul>	<ul style="list-style-type: none"> <li>NA</li> </ul>
<b>Tuesday, March 18</b>	Evaluation	Alamo Test (open packet)		
<b>Wednesday, March 19</b>	<ul style="list-style-type: none"> <li>Students will diagram and label the Spanish Mission of the Alamo</li> <li>Students will design and diagram all parts of the Alamo</li> <li>*Project will be graded, and due on Friday.</li> </ul>			
<b>Thursday, March 20</b>	See Wed plans			
<b>Friday, March 21</b>	See Wed plans *Project due at the end of class. If it's not finished, it'll be a homework assignment.			

**WEEK 13: March 24 - 28, 2025**

DAY	OBJECTIVES	CLASSROOM ACTIVITY	ASSIGNMENT
<b>Monday, March 24</b>	<ul style="list-style-type: none"> <li>Students will review important facts and concepts about the Texas Revolution and the Battle of the Alamo.</li> </ul>	<ul style="list-style-type: none"> <li>The class will participate in a game of Review Basketball as prep for the Alamo Test.</li> </ul>	<ul style="list-style-type: none"> <li>NA</li> </ul>
<b>Tuesday, March 25</b>	<ul style="list-style-type: none"> <li>Evaluation</li> <li>Alamo Test (open packet)</li> </ul>	<ul style="list-style-type: none"> <li></li> </ul>	<ul style="list-style-type: none"> <li></li> </ul>
<b>Wednesday, March 26</b>	<ul style="list-style-type: none"> <li>Students will diagram and label the Spanish Mission of the Alamo</li> <li>Students will design and diagram all parts of the Alamo</li> <li>*Project will be graded, and due on Friday.</li> </ul>	<ul style="list-style-type: none"> <li></li> </ul>	<ul style="list-style-type: none"> <li></li> </ul>
<b>Thursday, March 27</b>	<ul style="list-style-type: none"> <li>See Wed plans</li> </ul>	<ul style="list-style-type: none"> <li></li> </ul>	<ul style="list-style-type: none"> <li></li> </ul>
<b>Friday, March 28</b>	See Wed plans *Project due at the end of class. If it's not finished, it'll be a homework assignment.		

**WEEK 14: March 31 - April 4, 2025**

DAY	OBJECTIVES	CLASSROOM ACTIVITY	ASSIGNMENT
<b>Monday, March 31</b>	<ul style="list-style-type: none"> <li>Identify and locate the Midwestern Region U.S. States</li> </ul>	<ul style="list-style-type: none"> <li>1. Play the MW Region Geo song.</li> <li>2. Identify and locate all MW</li> </ul>	<ul style="list-style-type: none"> <li>Midwest Region Map (in-class)</li> </ul>





		<p>Region states on the Smartboard.</p> <ul style="list-style-type: none"> <li>3. Identify and locate all Great Lakes that border the MW Region.</li> <li>4. Compare and contrast the Great Plains states with the Great Lakes states.</li> <li>5. Assign the MW Map States/Capitals</li> </ul> <p><a href="https://www.youtube.com/watch?v=Sf7iRkic2DI">https://www.youtube.com/watch?v=Sf7iRkic2DI</a></p>	
<b>Tuesday, April 1</b>	<ul style="list-style-type: none"> <li>Identify and locate the MW Region states and Identify the MW states with the highest and lowest populations.</li> </ul>	<ul style="list-style-type: none"> <li>1. Play the MW Geo song.</li> <li>2. Check the previous day's assignment for team points.</li> <li>3. Review the Midwest Wiki page.</li> <li>* Identify major cities and states with the highest and lowest populations.</li> <li>4 Show images of major tourist attractions of the MW Region (Mall of America, Mississippi River source, St.Louis, Chicago, Rock n Roll HOF, Mt.Rushmore)</li> </ul>	<ul style="list-style-type: none"> <li>In-class discussion</li> </ul>
<b>Wednesday, April 2</b>	<ul style="list-style-type: none"> <li>Identify the location of the MW States and Identify Regional Foods and Dishes of the MW.</li> </ul>	<ul style="list-style-type: none"> <li><b>1. Play the Midwest Geo song.</b></li> <li><b>2. Match the states and MW Great Lakes on the Smartboard map for team competition.</b></li> <li><b>3. Identify regional foods of the Midwest Region.</b></li> <li><b>4. Watch the Midwest Virtual Tour video.</b></li> <li><a href="https://virtualfieldtrips.org/midwest-region-of-the-u-s-today/">https://virtualfieldtrips.org/midwest-region-of-the-u-s-today/</a></li> <li><a href="https://www.youtube.com/watch?v=samI_xosLqc">https://www.youtube.com/watch?v=samI_xosLqc</a></li> </ul>	<ul style="list-style-type: none"> <li>In-class discussion</li> </ul>
<b>Thursday, April 3</b>	<ul style="list-style-type: none"> <li>Identify the location of the MW States and identify major tourist attractions of the MW Region.</li> </ul>	<ul style="list-style-type: none"> <li>Play the MW Region Song.</li> <li>Review the location of the MW States for team points on the Smartboard map.</li> <li>View and discuss the videos pertaining to Mt.Rushmore and The St.Louis Arch</li> <li><a href="https://www.youtube.com/watch?v=n6Nd9IV9edQ">https://www.youtube.com/watch?v=n6Nd9IV9edQ</a></li> <li><a href="https://www.youtube.com/watch?v=kCJYaMMBUOk">https://www.youtube.com/watch?v=kCJYaMMBUOk</a></li> <li><a href="https://www.youtube.com/watch?v=Zsw9EaZ75W0">https://www.youtube.com/watch?v=Zsw9EaZ75W0</a></li> </ul>	<ul style="list-style-type: none"> <li>NA</li> </ul>
<b>Friday, April 4</b>	No classes due to HS Musical		

**WEEK 15: April 7 - 11, 2025**

DAY	OBJECTIVES	CLASSROOM ACTIVITY	ASSIGNMENT
-----	------------	--------------------	------------


<b>Monday, April 7</b>	Evaluation	NA	Midwestern Map Test
<b>Tuesday, April 8</b>	<ul style="list-style-type: none"> <li>Students will identify and list important political and economic facts about the Midwestern U.S.</li> </ul>	<ul style="list-style-type: none"> <li>Students will complete the Midwestern U.S. Checklists.</li> <li><a href="https://www.youtube.com/watch?v=L-EivYRXHsE">https://www.youtube.com/watch?v=L-EivYRXHsE</a></li> <li></li> </ul>	<ul style="list-style-type: none"> <li>Midwestern U.S. Checklists</li> <li>*See Google plans</li> </ul>
<b>Wednesday, April 9</b>	<ul style="list-style-type: none"> <li>Students will identify and list important political and economic facts about the Midwestern U.S.</li> </ul>	Students will complete the 8 question fact sheet about each MW state using their textbooks and computers.	Midwest Fact Sheet (in-class)
<b>Thursday, April 10</b>	See Thursday plans		
<b>Friday, April 11</b>	Students will create a Midwestern Region poster detailing economic, physical, and political facts about each state contained in the region.	Students will work independently, or with partners to create a Midwestern Region Poster detailing economic, physical, and political facts.	<b>Midwestern Region Poster</b>

**WEEK 16: April 14 - 18, 2025**

DAY	OBJECTIVES	CLASSROOM ACTIVITY	ASSIGNMENT
<b>Monday, April 14</b>	<ul style="list-style-type: none"> <li>Students will identify and locate the Western Region states.</li> </ul>	<ul style="list-style-type: none"> <li>1. Play the Western Region Geo song.</li> <li>2. Check the previous lesson's assignment for team points.</li> <li>3. Identify and show images of the major cities in the Western Region (Seattle, San Francisco, L.A., Denver, Honolulu, Hollywood, etc.)</li> <li>4. Identify regional foods eaten in the Western Region.</li> <li>Assign the Western Region Map for in-class assignment.</li> </ul>	<ul style="list-style-type: none"> <li><b>Western Region Map (in-class)</b></li> </ul>
<b>Tuesday, April 15</b>	<ul style="list-style-type: none"> <li>Students will identify wildlife and tourist attractions of the Western Region.</li> </ul>	<ul style="list-style-type: none"> <li></li> <li>Animals of Yellowstone!   Travel With Kids</li> <li>YouTube video 10 minutes</li> <li></li> <li>The Western US Geography Song &amp; Video: Rocking the World</li> <li>YouTube video 1 minute</li> <li></li> <li>Top 10 Must-See Destinations on a Western Road Trip</li> <li>YouTube video 7 minutes</li> <li></li> <li>10 Best Places to Visit in California - Travel Video</li> </ul>	<ul style="list-style-type: none"> <li>In-class reading and discussion</li> </ul>



		<ul style="list-style-type: none"> <li>• YouTube video 13 minutes</li> </ul> <ol style="list-style-type: none"> <li>1. Play the Western Region song.</li> <li>2. Complete the blank Western Region map on the Smartboard for team points.</li> <li>3. Identify and show images of Western Region tourist attractions (Rocky Mts., Vail, Colorado, Yosemite, Yellowstone, Grand Canyon, Hawaiian beaches, etc.)</li> <li>4. Show the Western Tourist Attractions videos from Youtube.</li> </ol>	
<b>Wednesday, April 16</b>	<ul style="list-style-type: none"> <li>• See Tuesday lesson</li> </ul>	<ul style="list-style-type: none"> <li>•</li> </ul>	<ul style="list-style-type: none"> <li>• NA</li> </ul>
<b>Thursday, April 17</b>		No School	
<b>Friday, April 18</b>		No School	

**WEEK 17: April 21 - 25, 2025**

DAY	OBJECTIVES	CLASSROOM ACTIVITY	ASSIGNMENT
<b>Monday, April 21</b>		No School	
<b>Tuesday, April 22</b>	<ul style="list-style-type: none"> <li>• Students will identify and locate the Western Region states and fauna of the Western Region.</li> </ul>	<ul style="list-style-type: none"> <li>•  Grizzly Bears Catching Salmon   Nature's Great Events   BBC Earth</li> <li>• YouTube video 3 minutes</li> <li>•  Yellowstone's Iconic Animals   Nat Geo WILD</li> <li>• YouTube video 5 minutes</li> <li>•  The Most DANGEROUS ANIMALS In The UNITED STATES 🐻🦈</li> <li>• YouTube video 11 minutes</li> <li>•  The Western US Geography Song</li> </ul>	<ul style="list-style-type: none"> <li>• NA</li> </ul>

		<ul style="list-style-type: none"> <li>• &amp; Video: Rocking the World</li> <li>• YouTube video 1 minute</li> <li>• 1. Play the Western Region Geo song.</li> <li>• 2. Complete the blank Western Region map on the Smartboard for a team competition.</li> <li>• 3. Identify and show images of Western Region Wildlife (Grizzly, Cougar, Scorpion, etc.)</li> <li>• 4. Show the Western Region Wildlife videos.</li> </ul>	
<b>Wednesday, April 23</b>	PSSAs		
<b>Thursday, April 24</b>	PSSAs		
<b>Friday, April 25</b>	PSSAs		

**WEEK 18: April 28 - May 2, 2025**

DAY	OBJECTIVES	CLASSROOM ACTIVITY	ASSIGNMENT
<b>Monday, April 28</b>	<ul style="list-style-type: none"> <li>• Students will identify fauna of the Western Region, Identify causes and effects of a Mt. Rainier eruption, and list important economic, geographic, and political facts about the Western Region.</li> </ul>	<p>View and discuss the videos pertaining to Western U.S. fauna. If time permits, the class can begin their Western Region Checklists.   Nature's Great Events   BBC Earth</p> <ul style="list-style-type: none"> <li>• YouTube video 3 minutes</li> </ul>  <ul style="list-style-type: none"> <li>• Yellowstone's Iconic Animals   Nat Geo WILD</li> <li>• YouTube video 5 minutes</li> </ul>  <ul style="list-style-type: none"> <li>• The Most DANGEROUS ANIMALS In The UNITED STATES 🐻👹</li> <li>• YouTube video 11 minutes</li> <li>• <a href="https://www.youtube.com/watch?v=PlzzvS8HtaA">https://www.youtube.com/watch?v=PlzzvS8HtaA</a></li> </ul> <ul style="list-style-type: none"> <li>• 1.. Identify and show images of Western Region Wildlife (Grizzly, Cougar, Scorpion, etc.)</li> <li>• 2. Show the Western Region Wildlife videos.</li> <li>•</li> </ul>	Western Checklist (graded) *Due Friday
<b>Tuesday,</b>	PSSA's		

April 29			
Wednesday, April 30	PSSA's		
Thursday, May 1	<ul style="list-style-type: none"> <li>List important economic, geographic, and political facts about the Western Region.</li> </ul>	Complete the Western Region Checklists in class.	<b>Western Region Checklists</b> <b>*Due Friday and graded</b>
Friday, May 2		No School: In-Service Day	

**WEEK 19: May 5 - 9, 2025**

DAY	OBJECTIVES	CLASSROOM ACTIVITY	ASSIGNMENT
Monday, May 5	<ul style="list-style-type: none"> <li>List important economic, geographic, and political facts about the Western Region.</li> </ul>	Complete the Western Region Checklists in class.	<b>Western Region Checklists</b> <b>*Due Friday and graded</b>
Tuesday, May 6	Students will identify and list all 50 states on a blank USA map.	Students will list all 50 states on a blank USA map. Students that can't list at least 50 of the states correctly will redo the assignment (using the book).	50 States Map
Wednesday, May 7	See Wed plans		
Thursday, May 8	Students will match countries, rivers, and mountain ranges with their continents.	Students will work cooperatively with partners to match major countries, rivers, and mountain ranges with their respective continents.	Country/River/Mountain Matching WS
Friday, May 9	See Thursday plans		

**WEEK 20: May 12 - 16, 2025**

DAY	OBJECTIVES	CLASSROOM ACTIVITY	ASSIGNMENT
Monday, May 12	Students will identify causes and effects of the United States' Civil War.	Review the Civil War Wiki page and discuss the major causes of the Civil War. Discuss the Confederacy/Union Comparison Chart. View and discuss Part 1 of the Civil War Oversimplified.	NA
Tuesday, May 13	Students will identify causes of the Confederate loss at Gettysburg on Day 3.	Read and discuss Days 1-3 of the Battle of Gettysburg with the class. View and discuss Day 3 "Gettysburg" from the History Channel. <a href="https://www.youtube.com/watch?v=LSli8o5EJMY&amp;t=1564s">https://www.youtube.com/watch?v=LSli8o5EJMY&amp;t=1564s</a>	Gettysburg Practice Test
Wednesday, May 14	No classes due to Track n Field Day		
Thursday,	Students will design a	Students will work with partners to	U.S.Region Poster

<b>May 15</b>	diagram showing crops, major economic traits, flora, and fauna of their favorite U.S. region.	design posters displaying crops, economic traits, flora, and fauna of one of the four major U.S. regions.	
<b>Friday, May 16</b>	No classes due to Fun Day		

**WEEK 19: May 19 - 23, 2024**

<b>DAY</b>	<b>OBJECTIVES</b>	<b>CLASSROOM ACTIVITY</b>	<b>ASSIGNMENT</b>
<b>Monday, May 19</b>	Students will design a diagram showing crops, major economic traits, flora, and fauna of their favorite U.S. region.	Students will work with partners to design posters displaying crops, economic traits, flora, and fauna of one of the four major U.S. regions.	U.S.Region Poster
<b>Tuesday, May 20</b>	See Monday plans		
<b>Wednesday, May 21</b>	See Monday plans		
<b>Thursday, May 22</b>	Students will review facts and concepts from the 24/25 school year in Social Studies.	Students participate in a game of Review Darts.	<b>NA</b>
<b>Friday, May 23</b> <b>END QUARTER</b> <b>4</b>			