

Submitting your AP Audit for Code.org's CS Principles



To teach Computer Science Principles as an “AP” course, your school must receive authorization through a process called the AP Course Audit through the College Board. To support you in this process, Code.org has compiled the following directions which have been modified from the [College Board website](#) and are unique to teachers who are using Code.org’s CS Principles Curriculum.

Directions

Step 1

Sign in to AP Course Audit

Teachers sign in to or create their [AP Course Audit account](#).

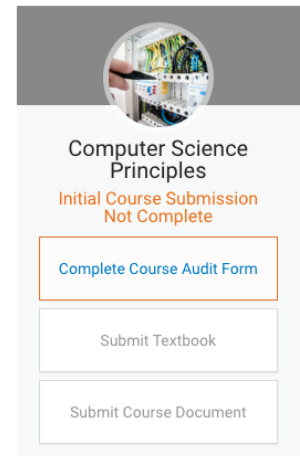
Step 2

Add course

If you are new to teaching AP Computer Science Principles you will need to add the course. Click the yellow **Add New Course** button and choose “Computer Science Principles” from the dropdown.

After you have added the course, you will see this tile on your screen

+ Add Course



Step 3

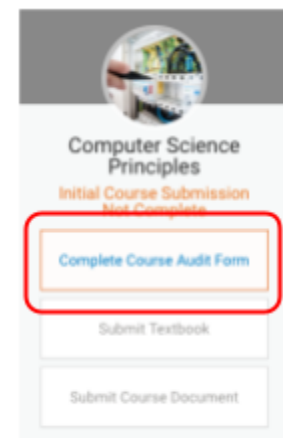
Complete the Course Audit Form

Click on the “Complete Course Audit Form” button on the tile. Complete the form online.

Note: Under the “Curricular Requirements” section there is a statement that reads “The students and teacher have access to a college-level computer science textbook, in print or electronic format.” Code.org doesn’t utilize a textbook for our CS Principles course, but instead our website and platform meet the criteria of a “curricular resource” that can replace the need for a textbook.

On this form, you will also be asked to select a textbook. To do this, click on the yellow button that says “Select Textbook”

Then select “AP Endorsed Provider Resource. Code.org. CSP.” from the list.

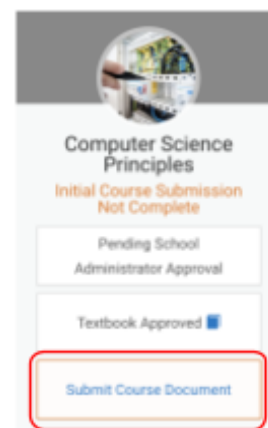


Select Textbook

Step 4


Submit Course Document

After you have submitted your Course Audit Form, you should return to your main page and see the same tile for Computer Science Principles. On that tile, click the button that says “Submit Course Document”



On the next screen you will be asked to select a submission type. Click on “Adopt a Sample Syllabus or Endorsed Provider Syllabus”

Select a submission type



Finally, you will select “Code.org Sample Syllabus” from the options on the screen as shown to the right.

After selecting the syllabus, you must click the yellow **submit button** to complete this step.

Selecting and submitting this syllabus is your last task as a teacher in this process.

Code.org Sample Syllabus



Step 5

Wait for administrator approval and College Board authorization

A school administrator must approve and finalize this form before the College Board will start reviewing your course. After your course is authorized by the College Board, you will be granted access to AP Classroom and online student score reports and secure documents including practice exams.