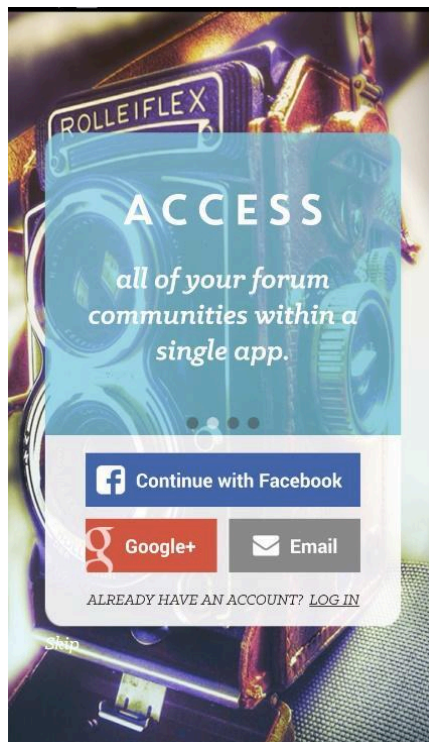


Tapatalk Review and How to use it

Nowadays, online forums are a quick connection to a global, first-response support team for several users. If you are having a trouble in something, you could hop on over to a forum and quickly discover the solution. Forums enable people to connect to like-minded people. However, there is an issue that online forums viewed on your Android Chrome browser are hard to navigate, they are often impossible to read too. To get your forum fix on the Android platform, there is [Tapatalk](#). This is an app, used on mobile devices that allows you to access all your online forums at one place. It helps you navigate online forums easily, without zooming in to read tiny prints. The major benefit of using Tapatalk is that it is very easy to upload photos directly from your mobile phone without using third party hosting.

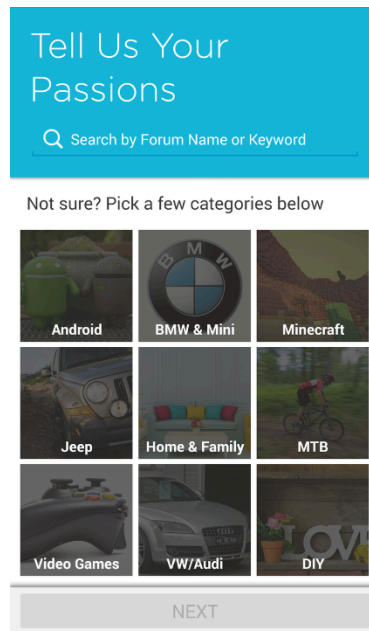
Usage

On opening the application, you will see a login screen.

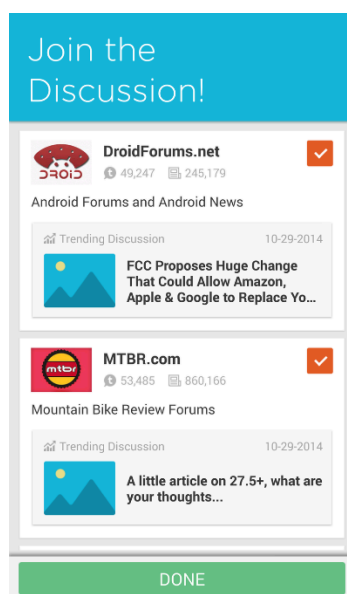


Here, you can sign up for an account and log in with those credentials. It's better to sign up using via email.

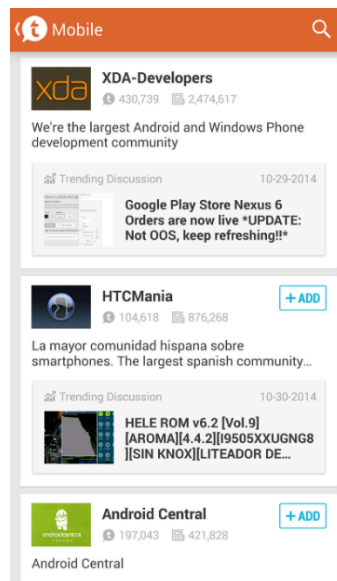
After signing up, you will need to walk through the process of adding forums to your profile. This is a simple process including a great number of forums. Tap on the 'NEXT' button and then tap on a few categories to get you started.




Once you have selected the categories, tap on the 'NEXT' button and then select the forums from each selected category. You can also deselect the forums here.



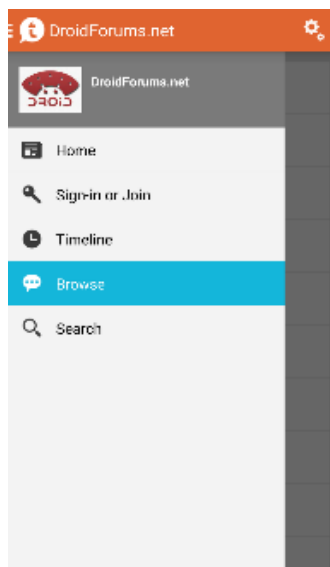
Now tap on 'DONE' button and you are ready to search out and add the forums that you really want to follow. To do this, go to the main window, tap on the search tab and scroll down through all categories section and locate the appropriate category for the forum you're searching for. After selecting the category, you can finally search for a forum. You can also enter your search string in the search icon, in the upper right corner.



To add the forum that you have found, tap on the '+ADD' button. The forum will be added to your list of forums. You can see the list of forums by swiping left from the right edge of the home screen or taping the menu button in the top right corner. With the sidebar revealed, you can get to your saved forums, configure what to show and set your unread notifications.



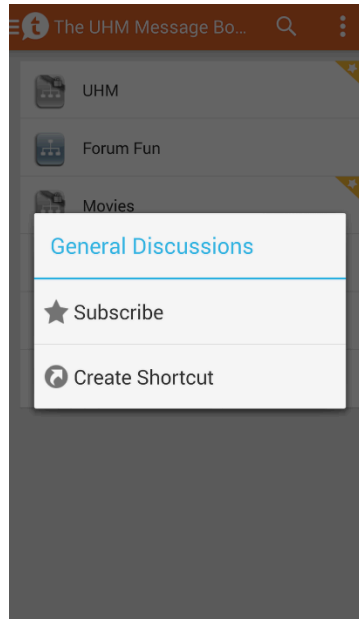
Some forums require to sign in. to log in the forum, navigate it and then swipe right from the left edge of the screen. This reveals the forum sidebar and you can log in here.



You can subscribe to a board within a forum after logging into it. To do so, follow these steps:

- Tap on discussion from the forum you're looking for, from the main window.
- Select the main board from the forum.
- Long-press the board that you want to subscribe to.
- Tap on subscribe.

You can also create a shortcut to a particular board with the same process. These shortcuts appear on the device home screen.



Pros

- Extremely quick
- Easy to navigate layout
- Great tool to find new communities
- Good user control within forums

Cons

Push would be nice, but not a necessity in this type of app. It would reduce e-mail clutter which would be a nice plus.