




Links for Setting Up E-School on your personal computer:

Website/Program	Icon	Link	Login Instructions
All of these programs can also be used on tablets & smartphones though not with all features.			
Microsoft Teams Download the desktop app if possible		https://products.office.com/en-US/microsoft-teams/group-chat-software	Username: school email Password: computer password
Outlook (email) Download the desktop app if possible (will not work on a Mac)		https://outlook.live.com/owa/	Username: school email Password: computer password
Google Classroom		https://classroom.google.com/u/0/h	Normal Google Login Username: school email Password: computer password Once you choose to log in with Google you will sign in with your school account. There may be a second pop-up. If so, here is a sample of what you would enter. Option 1 Username: First.Last.Byr (DO NOT add the @scienceandtech.org) Password: (your computer password) Option 2 Username: First.Last.Byr@dsst.local (add the @dsst.local) Password: (your computer password) *** Use Google Chrome if possible, other programs will sometimes not allow a DSST login.