

voltageos_sweet v5.1

VOLTAGE OS v5.1



- Use latest MIUI 14 firmware according to your region.
- Vanilla Build. (use gapps provided in support grp's note : Recommended is MTG)
- Reporting bugs without proper logs will be considered as feature :)
- MIUI Camera included
- Dolby included
- Enable pif from powerhub and import working keybox to pass play integrity
- Anything that's not part of rom.zip have no support.
- Use the voltage os recovery only (available in sourceforge)
- Check support group for screenshots.
- Clean Flash needed

Source Changelog

- Added Voltage-style Blur and option to customize it's shade.
- Added option to show daily/weekly data usage in QS footer.
- Added option to enable/disable bottom sheet in Launcher.
- Re-added flashlight intensity control for supported devices.
- Fixed multiple bugs in Launcher.
- Fixed missing shade background bug.
- Fixed backuptool.
- Updated recent pixel spoof to Pixel 10 Pro XL.
- Reduced QS tile text size.
- Changed notification transparency to translucency.
- Some boost framework changes for better smoothness.
- Moved LiveDisplay to AIDL and added Lineage Health fastcharge support.
- Moved some sliders in settings to new Android 16 style.
- Improved device attestation (now Device Integrity by default).
- Improved margins for weather on lock screen.
- Improved QS paddings.
- Removed themed app icons in notifications.

Device Changelog

- Fixed some ui lags
- Updated Dolby
- Enabled idle timer with kernel support

Guide to flash VOS

Clean Flash

- Take back-up of your data
- Reboot to recovery
- Flash latest MIUI 14 firmware (use #firmware in support group)
- Flash ROM
- Flash Gapps (If needed)
- Format data
- Reboot to system

Dirty Flash/Update ROM

- Flash ROM
- Flash Gapps (If needed)
- Wipe Cache/Dalvik
- Reboot to system

Follow the above steps carefully, use recovery in support group to flash ROM

Credits:

@earslan0 (for server ❤️)

@Rc200044, @Peacemaker, @Khiladi425 (for testing) ❤️

BUGS ?????



Notice: CALL FOR TESTERS



We need active testers to keep Voltage OS for Sweet alive. Without enough testers, development won't continue.

Rules:

1. No build leaks – instant ban if caught.
2. Test 2–3 builds/month (if available).
3. Testing ≠ early access – builds must be deleted after testing.
4. Inactive for 1+ month = removal.

Want to help and agree to all rules?

PM @mrfox2003 (<https://t.me/mrfox2003>) to join the team!

voltageos_sweet v5.0

VOLTAGE OS v5.0



- Use latest MIUI 14 firmware according to your region.
- Vanilla Build. (use gapps provided in support grp's note : Recommended is MTG)
- Reporting bugs without proper logs will be considered as feature :)
- MIUI Camera included
- Dolby included
- Enable pif from powerhub and import working keybox to pass play integrity
- Anything that's not part of rom.zip have no support.
- Use the recovery mentioned in notes on support group.
- Check support group for screenshots.
- Clean Flash needed

Source Changelog

- Added Voltage-style Quickspace in Launcher.
- Added Dual-tone Shade Toggle.
- Added option to enable system-wide blur.
- Added new Refresh Rate Options Panel.
- Added Expressive Design & QS Panel from Android 16 QPR1, along with a toggle to enable/disable the new Status bar icons.
- Added Boost Framework for better smoothness.
- Improved Keybox support — no conversion needed.
- Added UDFPS customizations (icons, animations, screen-off UDFPS, disable Night Light on UDFPS, disable Smart Pixel on UDFPS).

Device Changelog

- Initial Android 16 build
- Upstreamed kernel to 4.14.356

Guide to flash VOS

Clean Flash

- Take back-up of your data
- Reboot to recovery
- Flash latest MIUI 14 firmware (use #firmware in support group)
- Flash ROM
- Flash Gapps (If needed)
- Format data
- Reboot to system

Dirty Flash/Update ROM

- Flash ROM
- Flash Gapps (If needed)
- Wipe Cache/Dalvik
- Reboot to system

Follow the above steps carefully, use recovery in support group to flash ROM

Credits:

@kanishk, @shuttercat (for helping) ❤️

@earslan0 (for server ❤️)

@earslan0, @Nobitanobi0907, Gulhiik, @virtualord, @R36A36, (for testing) ❤️

BUGS ?????



Notice: CALL FOR TESTERS



We need active testers to keep Voltage OS for Sweet alive. Without enough testers, development won't continue.

Rules:

1. No build leaks – instant ban if caught.
2. Test 2–3 builds/month (if available).
3. Testing ≠ early access – builds must be deleted after testing.
4. Inactive for 1+ month = removal.

Want to help and agree to all rules?

PM @mrfox2003 (<https://t.me/mrfox2003>) to join the team!

voltageos_sweet v4.5

VOLTAGE OS V4.5-EOL



- Use latest MIUI 14 firmware according to your region.
- Vanilla Build. (use gapps provided in support grp's note : **Recommended is MTG**)
- Reporting bugs without proper logs will be considered as feature :)
- MIUI Camera included
- Dolby included
- Anything that's not part of rom.zip have no support.
- Use the recovery mentioned in notes on support group.
- Check support group for screenshots.
- **DIRTY FLASH SHOULD WORK (IF THERE IS ANY ISSUES CLEAN FLASH)**

Source Changelog

- Added an option to select custom keybox (the keybox must be in PKCS#8 format, can be converted from [HERE](#)).
- Fixed screen sharing & LMOFreeForm for some devices.
- More system apps are now excluded by default from being cloned during the app cloning process.
- Reworked hide IME option.
- Added back lock app option in recents in launcher.
- Fixed media indicator crash when fast forwarding any video.

Device Changelog

- media: Import Codec2 configsAdd commentMore actions
- remove OMX
- Move input surface to CCodec
- switched to common AIDL IR service
- media: rc: ir-spi: enlarge transmit buffer
- [UPSTREAM] media: rc: ir-spi: fix duty cycle
- Revert "media: spi: Import Xiaomi IR SPI changes"

Guide to flash VOS

Clean Flash

- Take back-up of your data
- Reboot to recovery
- Flash latest MIUI 14 firmware (use #firmware in support group)
- Flash ROM
- Flash Gapps (If needed)
- Format data
- Reboot to system

Dirty Flash/Update ROM

- Flash ROM
- Flash Gapps (If needed)
- Wipe Cache/Dalvik
- Reboot to system

Follow the above steps carefully, use recovery in support group to flash ROM

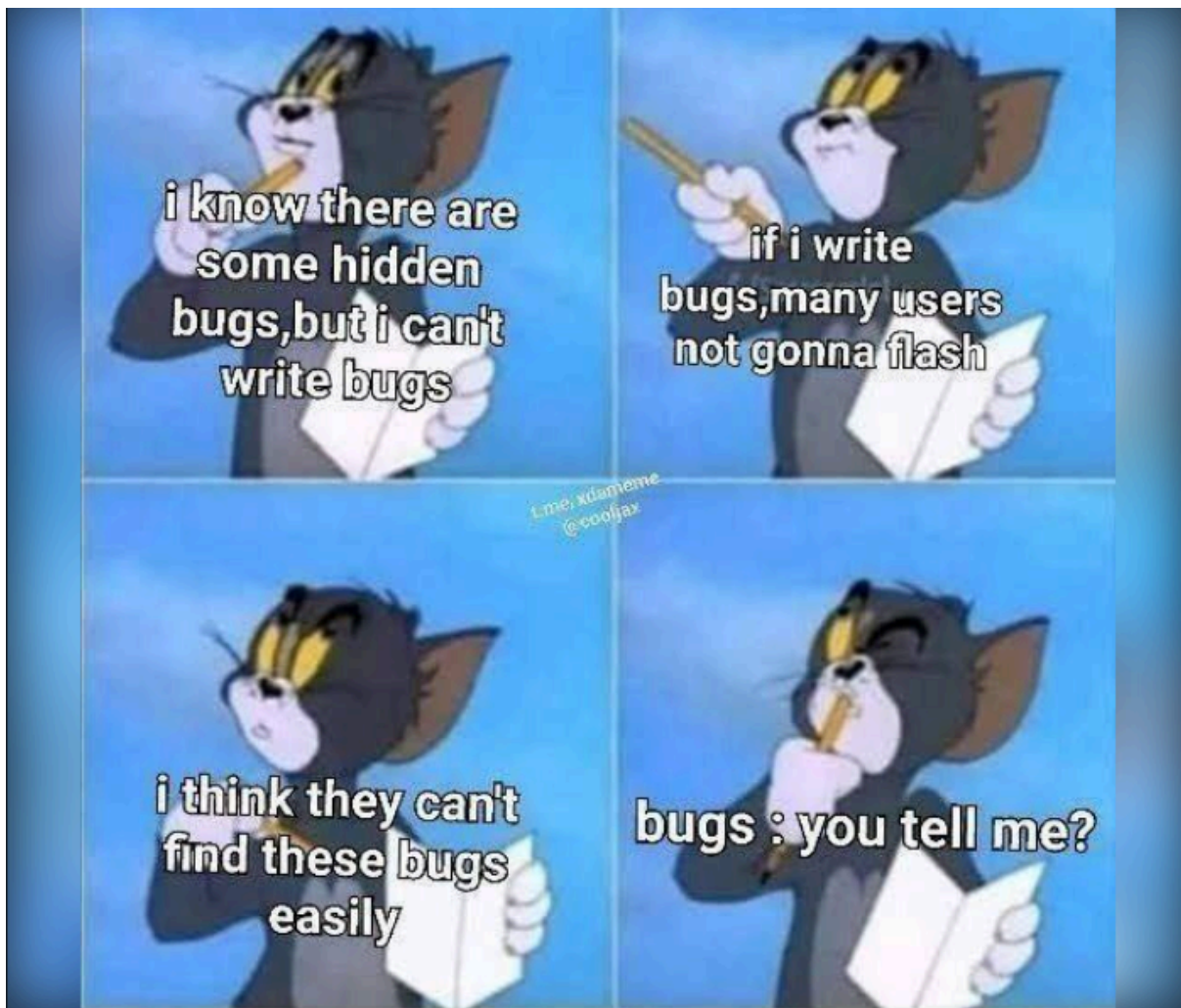
Credits:

@kanishk, @shuttercat (for helping) ❤️

@earslan0 (for server ❤️)

@cokinou84, @Karthik_Dhiyanesh, @R36A36 (for testing) ❤️

BUGS ?????



MERAKI KERNEL PUBLIC BETA (KSU)



Changelog

- Updated KSU Drivers
- Fixed random lags.
- Import SuSFS 1.5.5+

For VOS A14 & A15 only: download [here](#)

If u find any bugs report it with proper logs

We are not responsible for issues caused by modules and issues related to KSU

Notice: CALL FOR TESTERS



We need active testers to keep Voltage OS for Sweet alive. Without enough testers, development won't continue.

Rules:

- 1. No build leaks – instant ban if caught.**
- 2. Test 2–3 builds/month (if available).**
- 3. Testing \neq early access – builds must be deleted after testing.**
- 4. Inactive for 1+ month = removal.**

Want to help and agree to all rules?

PM @mrfox2003 (<https://t.me/mrfox2003>) to join the team!

voltageos_sweet v4.4

VOLTAGE OS V4.4



- Use latest MIUI 14 firmware according to your region.
- Vanilla Build. (use gapps provided in support grp's note : **Recommended is MTG**)
- Reporting bugs without proper logs will be considered as feature :)
- MIUI Camera included
- Dolby included
- Anything that's not part of rom.zip have no support.
- Use the recovery mentioned in notes on support group.
- Check support group for screenshots.
- **DIRTY FLASH SHOULD WORK (IF THERE IS ANY ISSUES CLEAN FLASH)**

Source Changelog

- Added click actions and media playback progress to the progress indicator.
- Improved progressbar opacity and performance.
- Introduced circle style for the compact indicator.
- Moved progress indicator into PowerHub.
- Fixed Google Sign-In for GApps users.
- Improved Freeform windows handling and stability.
- Added Ringer and Volume QS tiles.
- Redesigned system seekbars for a cleaner look.
- Removed Island notifications.
- Fixed background color issues with themed icons.
- Resolved security page issues for sandbox/microG users.
- Added back the "Hide IME" option.
- Restored BtHelper functionality.
- Fixed cloned apps not appearing in the app drawer.
- Additional fixes and improvements to GMSCompat.
- Added Fluid Sans font for improved typography.
- Forced use of monochrome icons system-wide.
- Updated default apps package.

Device Changelog

- sepolicy: Address kernel wakelock denial
- sepolicy: Remove duplicate snxxx AIDL rules
- Re enable content detection for refresh rate switching
- rootdir: Add "system" group to Audio HAL
- rootdir: Optimize for Spatial Audio
- rootdir: Enable RT priority inheritance
- rootdir: add context_hub into audio hal group
- Updated Dolby

Kernel Changelog

- leds: qnpv-vibrator-ldo: Fix return value of qnpv_vib_store_vmax()
- Revert "ANDROID: modpost: add an exception for CFI stubs"
- ANDROID: Update CFI patchset from android11-5.4
- ANDROID: adding __nocfi to cpuidle_enter_state
- ANDROID: arm64: Fix the address of ftrace_call compiled with CFI_CLANG
- Fixed random lags and logging

Guide to flash VOS

Clean Flash

- Take back-up of your data
- Reboot to recovery
- Flash latest MIUI 14 firmware (use #firmware in support group)
- Flash ROM
- Flash Gapps (If needed)
- Format data
- Reboot to system

Dirty Flash/Update ROM

- Flash ROM
- Flash Gapps (If needed)
- Wipe Cache/Dalvik
- Reboot to system

Follow the above steps carefully, use recovery in support group to flash ROM

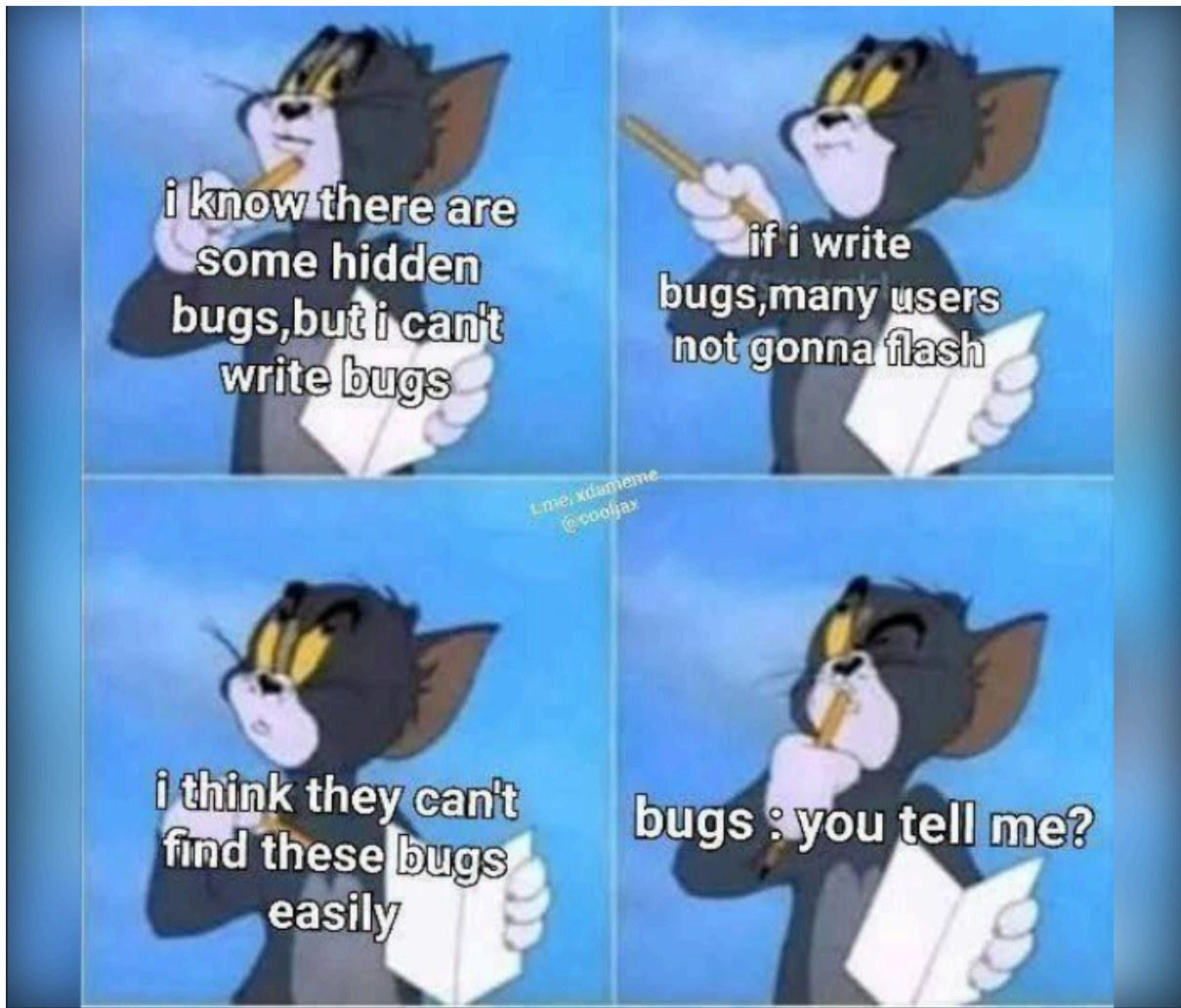
Credits:

@kanishk, @shuttercat (for helping) ❤️

@earslan0 (for server ❤️)

@cokinou84, @Karthik_Dhiyanesh, @R36A36 (for testing) ❤️

BUGS ?????



MERAKI KERNEL PUBLIC BETA (KSU)



Changelog

- Updated KSU Drivers
- Fixed random lags.
- Import SuSFS 1.5.5+

For VOS A14 & A15 only: download [here](#)

If u find any bugs report it with proper logs

We are not responsible for issues caused by modules and issues related to KSU

Notice: CALL FOR TESTERS



We need active testers to keep Voltage OS for Sweet alive. Without enough testers, development won't continue.

Rules:

- 1. No build leaks – instant ban if caught.**
- 2. Test 2–3 builds/month (if available).**
- 3. Testing \neq early access – builds must be deleted after testing.**
- 4. Inactive for 1+ month = removal.**

Want to help and agree to all rules?

PM @mrfox2003 (<https://t.me/mrfox2003>) to join the team!

voltageos_sweet v4.3

VOLTAGE OS V4.3



- Use latest MIUI 14 firmware according to your region.
- Vanilla Build. (use gapps provided in support grp's note : **Recommended is MTG**)
- Reporting bugs without proper logs will be considered as feature :)
- MIUI Camera included
- Dolby included
- Anything that's not part of rom.zip have no support.
- Use the recovery mentioned in notes on support group.
- Check support group for screenshots.
- **CLEAN FLASH NEEDED**

Source Changelog

This update is a full rebase over Android 15 Quarterly Platform Release 2 with April 2025 (android-15.0.0_r26) merged ontop of it along with almost all the features and customisation options from v4.2.

Device Changelog

- sepolicy: Change vendor_fp_prop to vendor_public_prop
- sepolicy: Remove duplicate snxxx AIDL rules
- Setup ELF checks
- Set 120Hz frame rate multiple threshold
- Disable content detection for refresh rate switching
- Updated tetheroffload: Version 1.1
- decrease swappiness to 60
- sepolicy: Address/Silence some denials
- sepolicy: Do not audit surfaceflinger denials
- set CPU_VARIANT := cortex-a55
- Build QTI Thermal AIDL HAL
- rootdir: Set ro.boot.hardware.revision property
- Switch to common QTI USB init scripts
- Switched to MIUI x ONEPLUS Dolby
- Improved MIUI Camera

Guide to flash VOS

Clean Flash

- Take back-up of your data
- Reboot to recovery
- Flash latest MIUI 14 firmware (use #firmware in support group)
- Flash ROM
- Flash Gapps (If needed)
- Format data
- Reboot to system

Dirty Flash/Update ROM

- Flash ROM
- Flash Gapps (If needed)
- Wipe Cache/Dalvik
- Reboot to system

Follow the above steps carefully, use recovery in support group to flash ROM

Credits:

@kanishk, @shuttercat, @aryannn999, @Under_Frost (for helping) ❤️

@earslan0 (for server ❤️)

SOUMYA, @Karthik_Dhiyanesh, @mrfox2003 (for testing) ❤️

BUGS ?????



Notice: CALL FOR TESTERS



We need active testers to keep Voltage OS for Sweet alive. Without enough testers, development won't continue.

Rules:

- 1. No build leaks – instant ban if caught.**
- 2. Test 2–3 builds/month (if available).**
- 3. Testing \neq early access – builds must be deleted after testing.**
- 4. Inactive for 1+ month = removal.**

Want to help and agree to all rules?

PM @mrfox2003 (<https://t.me/mrfox2003>) to join the team!

voltageos_sweet v4.2

VOLTAGE OS V4.2



- Use latest MIUI 14 firmware according to your region.
- Vanilla Build. (use gapps provided in support grp's note : **Recommended is MTG**)
- Reporting bugs without proper logs will be considered as feature :)
- MIUI Camera included
- OP Dolby included
- Anything that's not part of rom.zip have no support.
- Use the recovery mentioned in notes on support group.
- Check support group for screenshots.
- **Dirty flash possible**

Source Changelog

- Re-added lockscreen burn-in protection.
- Added optional wind info & humidity on lockscreen.
- Added switch for compact HUN.
- Added background process killer.

- Added lockscreen media art filter.
- Added wallpaper styles.
- Added per-app Play Integrity API settings.
- Added Freeform mode switch.
- Added back recent opacity setting in the launcher.
- Disabled QS fling haptics
- Disabled game frame rate limit by default.
- Fixed weather alignment on AOD.
- Fixed Bluetooth icon issues.
- Fixed Webview selection.
- Fixed fullscreen cutout handling.
- Fixed lockscreen PIN view double-tap-to-sleep.
- Fixed hotspot tile layout issues.
- Potentially fixed audio not restoring volume after notifications.
- Fixed default gallery picker.
- Fixed Launcher issues.
- Fixed Emergency Action.
- Fixed UDFPS flicker.

Device Changelog

- Address wifi hals denial

Guide to flash VOS

Clean Flash

- Take back-up of your data
- Reboot to recovery
- Flash latest MIUI 14 firmware (use #firmware in support group)

- Flash ROM
- Flash Gapps (If needed)
- Format data
- Reboot to system

Dirty Flash/Update ROM

- Flash ROM
- Flash Gapps (If needed)
- Wipe Cache/Dalvik
- Reboot to system

Follow the above steps carefully, use recovery in support group to flash ROM

Credits:

@kanishk, @shuttercat, @aryannn999, @Under_Frost (for helping) ❤️

@earslan0 (for server ❤️)

@mrfox2003 (for testing) ❤️

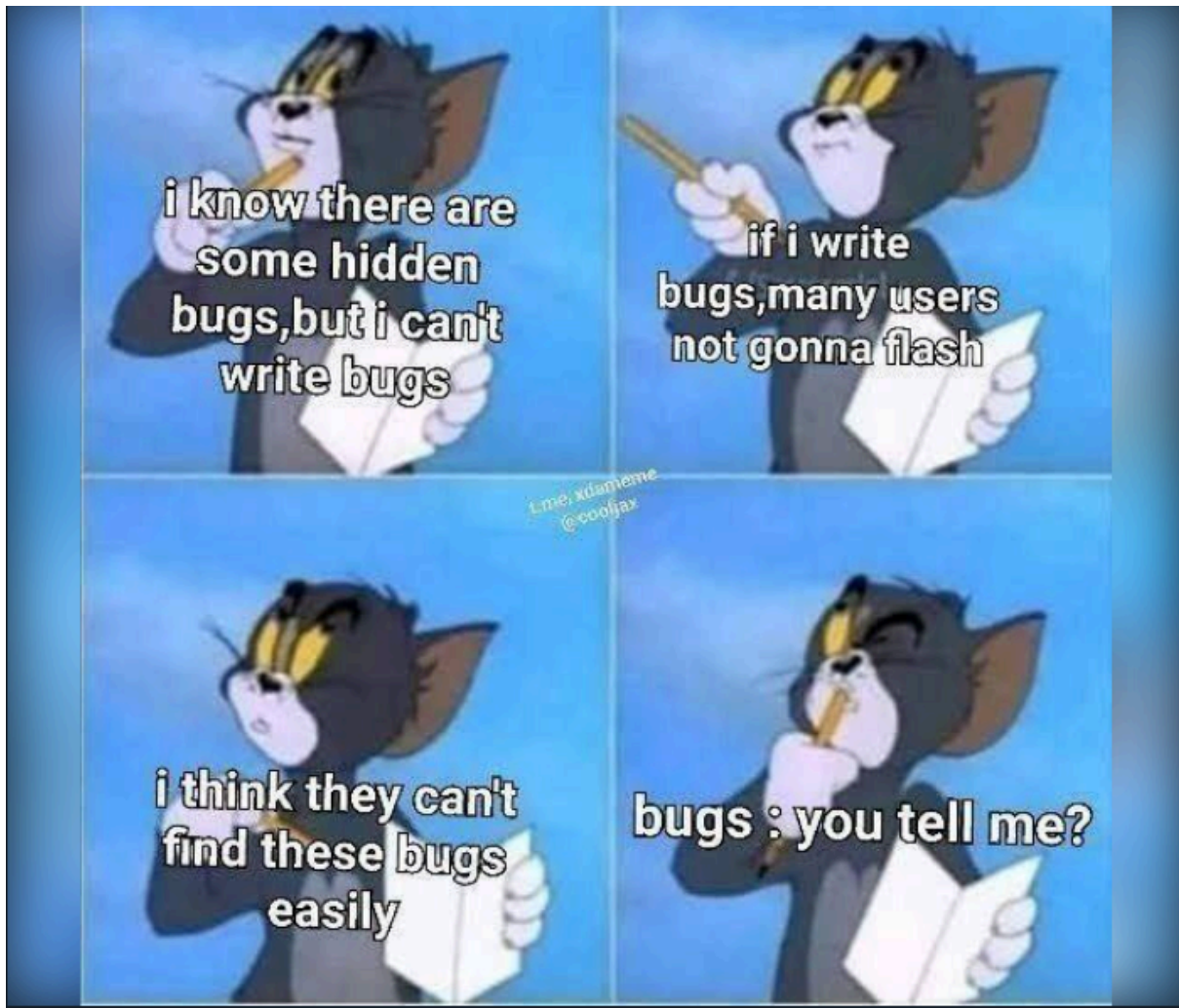
Notice:

You want to join in testing group?

Make sure to follow these rules

1. Don't leak build, if found out will be banned without warning .
2. Should test 2-3 builds per month (if available).
3. Testing is not early access for builds and after testing the build will be deleted so don't think you can join testing group and will get early access to the update.
4. If not active for more than one month you will be kicked.

You accept all these rules and still want to join the group ? Pm @mrfox2003



i know there are
some hidden
bugs, but i can't
write bugs

if i write
bugs, many users
not gonna flash

i think they can't
find these bugs
easily

bugs : you tell me?

Lme, xdameme
@cooljazz