



**GRADES 1 to 12
DAILY LESSON LOG**

School:

Teacher:

Teaching Dates and Time:

File Created by Ma'am ESTRELLITA S. VINZON

OCTOBER 3 – 7, 2022 (WEEK 7-DAY1)


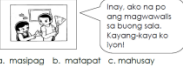


Grade Level: **II**

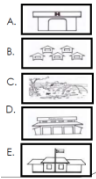
Learning Area: **ALL SUBJECTS**

Quarter: **1ST QUARTER**

OBJECTIVES	ESP (7:45-8:15)	A.P (8:15- 8:55)	ENGLISH (9:15- 10:05)	MTB (10:05- 10:55)	MATH (1:00-1:50)	FILIPINO (1:50- 2:40)	MAPEH (Music) (2:40-3:20)
A. Content Standard	Naipamamalas ang pang unawa sa kahalagahan ng pagkilala sa sarili at pagkakaroon ng disiplina tungo sa pag-kakabuklodbuklodo pagkakaisa ng mgakasapi ng tahanan at paaralan.	Naipamamalas ang pagunawa sa kahalagahan ng kinabibilangang komunidad	Demonstrates understanding of sentence construction for correct expressions.	Demonstrate expanding knowledge and use of appropriate grade level vocabulary and concepts	Demonstrates understanding of addition of whole numbers up to 1000 including money.	Naipamamalas ang kakayahan at tatas sa pagsasalita at pagpapahayag ng sariling ideya, kaisipan, karanasan at damdamin	Demonstrates basic understanding of sound, silence and rhythmic patterns and develops musical awareness while performing the fundamental processes in music
B. Performance Standard	Naisasagawa ang kusang pagsunod sa mga tuntunin at napagkasunduang gagawin sa paaralan at pamayanan.	Malikhaing nakapagpapahayag/ nakapagsasalarawan ng kahalagahan ng kinabibilangang komunidad	Properly identifies and describes people, animals, places, things and uses them in a variety of oral and written theme-based activities	Uses expanding vocabulary knowledge and skills both oral and written forms	Is able to apply addition of whole numbers up to 1000 including money in mathematical problems and real-life situations.	Naipahahayag ang ideya/kaisipan/damdamang reaksiyon nang may wastong tono, diin, bilis, antala at intonasyon	Responds appropriately to the pulse of sounds heard and performs with accuracy the rhythmic patterns in expressing oneself
C. Learning Competency/ Objectives Write the LC code for each.	Naiisa-isa ang mga tuntunin at pamantayang itinakda sa paaralan at pamayanan sa paggamit ng pampublikong pasilidad / kagamitan. EsP2PKP- Id-e – 12	Naibibigay ang mga sagisag o simbolong makikita sa kapaligiran Ng komunidad AP2KOM-Ide-7	Identify common nouns EN2G-If-g-2	Natutukoy ang mga salitang dapat daglatin Nagagamit ang mga salitang may daglat sa pagbuo ng pangungusap MT2VCD-li-i-4.1	To add 3- digit by 3- digit numbers with sums up to 1000 without and with regrouping. M2NS-Ig-27.4	Nasasabi ang katangian ng mga tauhan sa napakinggan/binasang teksto F2PS-If-1	Demonstrate understanding of rhythmic patterns. MU2RH-Id-e-6
II. CONTENT	Aralin 7 Ito'y Atin, Alagaan natin!	Mga Sagisag at Simbolo sa Aking Komunidad "Komunidad ng San Isidro"	Lesson 24: More on Naming Words Common Nouns	Ikapitong Linggo Dinaglat na Salita	Adding Numbers Without and With Regrouping	Aralin 7: Sa Oras ng Kagipitan, Pamilya ay Nandiyan Lang Katangian ng mga Tauhan	RHYTHM – Steady beats Simple rhythmic pattern
LEARNING RESOURCES							
A. References	K-12 Curriculum Guide p.	K-12 C.G P.	K-12 C.G P.	K-12 C.G P.	K to12 Curriculum Guidep.	K-12 C.G P.	K-12 CG p

1. Teacher's Guide pages	23				71 - 74		
2. Learner's Materials pages	50-52	45-51		48-50	45 - 46	100-107	
3. Textbook pages							
4. Additional Materials from Learning Resource (LR) portal							
B. Other Learning Resource	Larawan, tarpapel	Larawan, tarpapel		Larawan ,tarpapel, plaskard	Chart, tarpapel, flashcards	larawan,tarpapel	Larawan, tarpapel, mp3
III. PROCEDURES							
A. Reviewing previous lesson or presenting the new lesson	Magpakita ng larawan ng pamilyang namamasyal. Itanong sa mga bata kung naranasan na nilang mamasyal kasama ang kanilang pamilya? Bakit? Ano inyong naramdaman?	Anu-ano ang mahahalagang impormasyon na dapat nating malaman sa ating komunidad?	What is the title of the story you listened to yesterday? What is the story about? What did you learn from the story?		Drill: Game-“Tell Me My Sum” Material: Number Cards with addition facts printed TG p. 71	Balik aralan ang kwentong Higanteng Ferris Wheel	Greet with the usual SO – SO – MI – SO – MI greeting.
B. Establishing a purpose for the lesson	Maaring magkwento ang mga bata ng kanilang sariling karanasan sa pamilya	Magpakita ng mapa ng isang komunidad Ano-anong mga sagisag o simbolo ang nakikita mo sa larawan? Alam mo ba ang kahulugan ng mga sagisag na ito? Kaya mo bang ilarawan ang mga ito?	What are the nouns used in the story?	Ipaawit ang awit sa tono ng “Where Is Thumbman?”	When do you celebrate your birthday? Present the situation. It was a fine morning of January 2. Josie celebrated her birthday. Mother and Father prepared foods for the visitors. There were many visitors attended the party. There were 123 boys and 257 girls. How many visitors attended the birthday party? TG p. 72	Nakaranas ka na ba ikaw ay tuksuhin? Ano ang naramdaman mo? Kung ikaw ang nanukso? Ano ang naramdaman mo? Original File Submitted and Formatted by DepEd Club Member - visit depedclub.com for more	
C. Presenting examples/ instances of the new lesson	Basahin nang tahimik ang kwentong “Ang Masayang Pamilya”, pahina 50-52 LM	Ipakita sa mga bata ang mapa ng komunidad ng San Isidro. Talakayin.	Fill up the table with the common nouns found on the story. (See board)	Ilahad at basahin ang tulang” Bunga ng Pagsisikap” nasa LM, pahina 49	Say: We learned about adding 2-3 digit numbers without and with regrouping. Present this to the class. Josie’s Birthday	Pagbasa ng kuwentong “Kuya Ko Yata Iyan!”	The teacher sings the song while pupils listen. 🎵 (Suggested Songs: Ref. Music

					Processing the solutions and answers See TG p 7		Times Lower Primary) a. Playing Instrument b. Ten Little Indians c. Skipping Song
D. Discussing new concepts and practicing new skills #1	Ipabasa muli ang kuwento nang pabigkas sa isang bata ang bawat talata hanggang sa matapos ang kuwento	Anu-ano ang mga simbolong makikita sa Isang komunidad?	What do you notice with the nouns listed in the table? How are they written? What do we call them?	Sino-sino ang taong nabanggit sa tula? (Gng. Tinana, Dr. Pestijo, Atty. Vargas, Engr. Cruz) Ilahad ang buong buong salita na katumbas ng dinaglat na pantawagKasama ang iba pang magalang na pantawag	How many digit numbers are given? What did you do first? After writing the numbers what was next? Did you regroup?) Why? After adding the ones, what is the next step? What is the last step?	Talakayin ang kuwento sa tulong ng mga tanong sa Sagutin Natin sa LM, p. __	Ask pupils to think of a movement suited to the song they just heard 🎵 Ask them other songs or music they could associate the song.On what occasions have they heard this kind of music? 🎵 March together.
E. Discussing new concepts and practicing new skills #2	Pasagutan ang mga tanong sa pahina 52 LM pagkatapos basahin ang kuwento	Pasagutan ang Gawin mo sa p.48		Ipatukoy sa bata ang mga larawan sa Gawain 1 sa LM. Ipatukoy ang kanilang katawagan at daglatin ito nang wasto.	Do "Activity 1" on page 45	Piliin ang katangian ng mga sumusunod na tauhan ayon sa kanilang sinasabi.  1.  a. masipag b. malapat c. mahusay	Let the pupils clap the rhythmic patterns of the songs. 🎵 Clap the first beat; then tap your lap on the second beat.
F. Developing mastery (leads to Formative Assessment 3)		Tingnan ang mga larawan at isulat ang mga sinasagisag ng simbolo.		Ipagawa ang Gawain 2 sa LM.	Do "Activity 2" on page 46	Batay sa kuwentong "Kuya ko Yata Iyan!" magtala at ilarawan ang tatlong tauhan.	Sing the song "Tirit ng Maya" with the children 🎵 Ask the children to clap the rhythmic pattern. 🎵 Clap the first beat. Tap their shoulders on the second and third beats.
G. Finding practical application of concepts and		Bakit mahalagang malaman ng naninirahan sa komunidad ang kahulugan ng bawat	Look inside your bag and show common nouns you can find inside.	Ipagawa ang Gawain 3 sa LM.	Find the sum 1. $235 + 543 =$ 2. Add: $765 + 123 =$ 3. $562 + 142 =$	Talakayin ang kuwento sa tulong ng mga tanong sa Sagutin Natin sa LM, p. __	Let the children answer the questions from the module

<p>skills in daily living</p>		<p>simbolo? Paano ito makatutulong sa bawat isa?</p>			<p>4. Find the sum of 861 and 109? 5. If 167 is added to 276, the sum is equal to</p>	<p>Sino-sino ang mga tauhan sa kuwento? Ilarawan ang bawat isa. Paano mo nasabi ang kaniyang katangian? Isulat ang sagot ng mga bata sa:</p> <table border="1" data-bbox="1931 324 2180 527"> <tr> <td>Ta</td> <td>Kat</td> <td>Gi</td> <td>Si</td> </tr> <tr> <td>uh</td> <td>angi</td> <td>na</td> <td>n</td> </tr> <tr> <td>an</td> <td>an</td> <td>wa</td> <td>a</td> </tr> <tr> <td></td> <td></td> <td></td> <td>bi</td> </tr> <tr> <td></td> <td></td> <td></td> <td></td> </tr> <tr> <td></td> <td></td> <td></td> <td></td> </tr> </table> <p>Tama ba ang inasal o sinabi ng mga tauhan sa kuwento? Ipaliwanag ang sagot. Sino sa kanila ang dapat tularan? Hindi dapat tularan? Sino ang maaasahan natinlagi sa oras ng pangangailangan?</p>	Ta	Kat	Gi	Si	uh	angi	na	n	an	an	wa	a				bi									
Ta	Kat	Gi	Si																												
uh	angi	na	n																												
an	an	wa	a																												
			bi																												
<p>H.Making generalizations and abstractions about the lesson</p>		<p>May mga simbolo kang makikita sa kapaligiran ng komunidad. Ang mga simbolong ito ay may kani-kaniyang kahulugan. Ginagamit itong pagkakakilanlan ng isang komunidad.</p>	<p>The common names of people, things, places, animals or events are called common nouns. They start with small letter.</p>	<p>Ano ang tawag sa pinaikling magagalang na pantawag sa tao ? Kanino ginagamit ang mga salitang may daglat? Saan ito inilalagay? Ipabasa ang tandaan sa LM.</p>	<p>What have you noticed about the given numbers? What can you say? TG page 74</p>	<p>Makilala ang katangian ng mga tauhan sa kuwento sa pamamagitan ng kilos, mukha, at mga salitang sinasabi.</p>	<p>A rhythmic pattern is a combination of long and short sounds that are repeated.</p>																								
<p>I. Evaluating learning</p>	<p>Ano-ano ang mga pampublikong pasilidad na alam mo? Sumulat ng tatlo nito.</p>	<p>Isulat kung ano ang sinisimbolo ng mga sumusunod na larawan.</p> 	<p>Underline the common nouns in the following sentences.</p> <ol style="list-style-type: none"> The girl wears a pink dress. My teacher is going to take us to the museum. The baker makes delicious bread. The clown is doing magic tricks in the circus. 	<p>Isulat sa sagutang papel ang letra ng tamang sagot.</p> <ol style="list-style-type: none"> Si Gng. Santos ay masipag na ina. Katulong din niya ang kanyang mabait na asawa. Alin ang salitang may daglat? (Tingnan ang tarpapel) 	<p>Find the sum:</p> <ol style="list-style-type: none"> What is the sum of 357 and 258? _____ If 256 is added to 278, the sum is equal to _____ $762 + 125 =$ _____ Combine: 365 and 289 is equal to _____ 	<p>Piliin ang letra ng wastong katangian ng tauhan sa bawat sitwasyon.</p> <ol style="list-style-type: none"> Araw-araw, maagang gumigising si Nanay Belen. Nagluluto siya ng agahan. Pagkatapos ay ihahatid sa eskuwela ang mga anak. a. masinop c. mapagbigay 	<p>Put a check (✓) on the appropriate box.</p> <table border="1" data-bbox="2217 1144 2429 1177"> <tr> <td>Knowledge/Skill</td> <td>Excellent</td> <td>Poor</td> </tr> </table> <ol style="list-style-type: none"> Performed all rhythms correctly. Used correct placement of singing voice. Performed patterns through singing and moving with a feeling for the beat. Performed ostinato pattern in 2's, 3's, and 4 beads through body movements. Listened and participated actively in all activities. 	Knowledge/Skill	Excellent	Poor																					
Knowledge/Skill	Excellent	Poor																													

			5. My father works in the office		5. What is the sum of 278 and 128?	b. masipag d. matatag (tingnan ang tarpapel)	
J. Additional activities for application or remediation	Ang karugtong na aralin ay tatalakayin kinabukasan sa kadahilanang di sapat ang oras nito.	Iguhit sa inyong kuwaderno ang mga simbolong makikita sa inyong komunidad.	Answer the riddles. 1. It is long. It travels on the railroad. It toots! What is it? _____	Daglatin ang mga salitang may salungguhit 1. Si <u>Attorney</u> Gonzales ay magaling sa pagtatanggol sa mga naaapi.	Do "Gawaing Bahay" on page 46	Magbasa ng maikling kuwento at isulat ang katangian ng mga tauhan	Bring improvised musical instruments: pair of sticks, woodblocks, sandblocks, nail, coconut shell, drums made from egg container or empty can and ice cream container. Proceed to end the class by singing the goodbye song
IV. REMARKS							
V. REFLECTION							
A..No. of learners who earned 80% in the evaluation							
B.No. of learners who require additional activities for remediation who scored below 80%							
C. Did the remedial lessons work? No. of learners who have caught up with the lesson							
D. No. of learners who continue to require remediation							

<p>E. Which of my teaching strategies worked well? Why did these work?</p>	<p>Stratehiyang dapat gamitin: <input type="checkbox"/> Koaborasyon <input type="checkbox"/> Pangkatang Gawain <input type="checkbox"/> ANA / KWL <input type="checkbox"/> Fishbone Planner <input type="checkbox"/> Sanhi at Bunga <input type="checkbox"/> Paint Me A Picture <input type="checkbox"/> Event Map <input type="checkbox"/> Decision Chart <input type="checkbox"/> Data Retrieval Chart <input type="checkbox"/> I –Search <input type="checkbox"/> Discussion</p>	<p>Stratehiyang dapat gamitin: <input type="checkbox"/> Koaborasyon <input type="checkbox"/> Pangkatang Gawain <input type="checkbox"/> ANA / KWL <input type="checkbox"/> Fishbone Planner <input type="checkbox"/> Sanhi at Bunga <input type="checkbox"/> Paint Me A Picture <input type="checkbox"/> Event Map <input type="checkbox"/> Decision Chart <input type="checkbox"/> Data Retrieval Chart <input type="checkbox"/> I –Search <input type="checkbox"/> Discussion</p>	<p><i>Strategies used that work well:</i> <input type="checkbox"/> Group collaboration <input type="checkbox"/> Games <input type="checkbox"/> Solving Puzzles/Jigsaw <input type="checkbox"/> Answering preliminary activities/exercises <input type="checkbox"/> Carousel <input type="checkbox"/> Diads <input type="checkbox"/> Think-Pair-Share (TPS) <input type="checkbox"/> Rereading of Paragraphs/Poems/Stories <input type="checkbox"/> Differentiated Instruction <input type="checkbox"/> Role Playing/Drama <input type="checkbox"/> Discovery Method <input type="checkbox"/> Lecture Method <i>Why?</i> <input type="checkbox"/> Complete IMs <input type="checkbox"/> Availability of Materials <input type="checkbox"/> Pupils’ eagerness to learn <input type="checkbox"/> Group member’s Cooperation in doing their tasks</p>	<p>Stratehiyang dapat gamitin: <input type="checkbox"/> Koaborasyon <input type="checkbox"/> Pangkatang Gawain <input type="checkbox"/> ANA / KWL <input type="checkbox"/> Fishbone Planner <input type="checkbox"/> Sanhi at Bunga <input type="checkbox"/> Paint Me A Picture <input type="checkbox"/> Event Map <input type="checkbox"/> Decision Chart <input type="checkbox"/> Data Retrieval Chart <input type="checkbox"/> I –Search <input type="checkbox"/> Discussion</p>	<p><i>Strategies used that work well:</i> <input type="checkbox"/> Group collaboration <input type="checkbox"/> Games <input type="checkbox"/> Solving Puzzles/Jigsaw <input type="checkbox"/> Answering preliminary activities/exercises <input type="checkbox"/> Carousel <input type="checkbox"/> Diads <input type="checkbox"/> Think-Pair-Share (TPS) <input type="checkbox"/> Rereading of Paragraphs/Poems/Stories <input type="checkbox"/> Differentiated Instruction <input type="checkbox"/> Role Playing/Drama <input type="checkbox"/> Discovery Method <input type="checkbox"/> Lecture Method <i>Why?</i> <input type="checkbox"/> Complete IMs <input type="checkbox"/> Availability of Materials <input type="checkbox"/> Pupils’ eagerness to learn <input type="checkbox"/> Group member’s Cooperation in doing their tasks</p>	<p>Stratehiyang dapat gamitin: <input type="checkbox"/> Koaborasyon <input type="checkbox"/> Pangkatang Gawain <input type="checkbox"/> ANA / KWL <input type="checkbox"/> Fishbone Planner <input type="checkbox"/> Sanhi at Bunga <input type="checkbox"/> Paint Me A Picture <input type="checkbox"/> Event Map <input type="checkbox"/> Decision Chart <input type="checkbox"/> Data Retrieval Chart <input type="checkbox"/> I –Search <input type="checkbox"/> Discussion</p>	<p><i>Strategies used that work well:</i> <input type="checkbox"/> Group collaboration <input type="checkbox"/> Games <input type="checkbox"/> Solving Puzzles/Jigsaw <input type="checkbox"/> Answering preliminary activities/exercises <input type="checkbox"/> Carousel <input type="checkbox"/> Diads <input type="checkbox"/> Think-Pair-Share (TPS) <input type="checkbox"/> Rereading of Paragraphs/Poems/Stories <input type="checkbox"/> Differentiated Instruction <input type="checkbox"/> Role Playing/Drama <input type="checkbox"/> Discovery Method <input type="checkbox"/> Lecture Method <i>Why?</i> <input type="checkbox"/> Complete IMs <input type="checkbox"/> Availability of Materials <input type="checkbox"/> Pupils’ eagerness to learn <input type="checkbox"/> Group member’s Cooperation in doing their tasks</p>
<p>F. What difficulties did I encounter which my principal or supervisor can help me solve?</p>	<p>Mga Suliraning aking naranasan: <input type="checkbox"/> Kakulangan sa makabagong kagamitang panturo. <input type="checkbox"/> Di-magandang pag-uugali ng mga bata. <input type="checkbox"/> Mapanupil/mapang-aping mga bata</p>	<p>Mga Suliraning aking naranasan: <input type="checkbox"/> Kakulangan sa makabagong kagamitang panturo. <input type="checkbox"/> Di-magandang pag-uugali ng mga bata.</p>	<p><input type="checkbox"/> Bullying among pupils <input type="checkbox"/> Pupils’ behavior/attitude <input type="checkbox"/> Colorful IMs <input type="checkbox"/> Unavailable Technology Equipment (AVR/LCD)</p>	<p>Mga Suliraning aking naranasan: <input type="checkbox"/> Kakulangan sa makabagong kagamitang panturo. <input type="checkbox"/> Di-magandang pag-uugali ng mga bata.</p>	<p><input type="checkbox"/> Bullying among pupils <input type="checkbox"/> Pupils’ behavior/attitude <input type="checkbox"/> Colorful IMs <input type="checkbox"/> Unavailable Technology Equipment (AVR/LCD) <input type="checkbox"/> Science/ Computer/ Internet Lab <input type="checkbox"/> Additional Clerical works</p>	<p>Mga Suliraning aking naranasan: <input type="checkbox"/> Kakulangan sa makabagong kagamitang panturo. <input type="checkbox"/> Di-magandang pag-uugali ng mga bata.</p>	<p><input type="checkbox"/> Bullying among pupils <input type="checkbox"/> Pupils’ behavior/attitude <input type="checkbox"/> Colorful IMs <input type="checkbox"/> Unavailable Technology</p>

	<p>__Kakulangan sa Kahandaan ng mga bata lalo na sa pagbabasa.</p> <p>__Kakulangan ng guro sa kaalaman ng makabagong teknolohiya</p> <p>__Kamalayang makadayuhan</p>	<p>__Mapanupil/mapang-apin g mga bata</p> <p>__Kakulangan sa Kahandaan ng mga bata lalo na sa pagbabasa.</p> <p>__Kakulangan ng guro sa kaalaman ng makabagong teknolohiya</p> <p>__Kamalayang makadayuhan</p>	<p>__ Science/ Computer/ Internet Lab</p> <p>__ Additional Clerical works</p>	<p>__Mapanupil/mapang-apin g mga bata</p> <p>__Kakulangan sa Kahandaan ng mga bata lalo na sa pagbabasa.</p> <p>__Kakulangan ng guro sa kaalaman ng makabagong teknolohiya</p> <p>__Kamalayang makadayuhan</p>		<p>__Mapanupil/mapang-aping mga bata</p> <p>__Kakulangan sa Kahandaan ng mga bata lalo na sa pagbabasa.</p> <p>__Kakulangan ng guro sa kaalaman ng makabagong teknolohiya</p> <p>__Kamalayang makadayuhan</p>	<p>Equipment (AVR/LCD)</p> <p>__ Science/ Computer/ Internet Lab</p> <p>__ Additional Clerical works</p>
<p>G. What innovation or localized materials did I use/discover which I wish to share with other teachers?</p>	<p>__Pagpapanuod ng video presentation</p> <p>__Paggamit ng Big Book</p> <p>__Community Language Learning</p> <p>__Ang “Suggestopedia”</p> <p>__ Ang pagkatutong Task Based</p> <p>__Instraksyunal na material</p>	<p>__Pagpapanuod ng video presentation</p> <p>__Paggamit ng Big Book</p> <p>__Community Language Learning</p> <p>__Ang “Suggestopedia”</p> <p>__ Ang pagkatutong Task Based</p> <p>__Instraksyunal na material</p>	<p><i>Planned Innovations:</i></p> <p>__ Localized Videos</p> <p>__ Making big books from views of the locality</p> <p>__ Recycling of plastics to be used as Instructional Materials</p> <p>__ local poetical composition</p>	<p>__Pagpapanuod ng video presentation</p> <p>__Paggamit ng Big Book</p> <p>__Community Language Learning</p> <p>__Ang “Suggestopedia”</p> <p>__ Ang pagkatutong Task Based</p> <p>__Instraksyunal na material</p>	<p><i>Planned Innovations:</i></p> <p>__ Localized Videos</p> <p>__ Making big books from views of the locality</p> <p>__ Recycling of plastics to be used as Instructional Materials</p> <p>__ local poetical composition</p>	<p>__Pagpapanuod ng video presentation</p> <p>__Paggamit ng Big Book</p> <p>__Community Language Learning</p> <p>__Ang “Suggestopedia”</p> <p>__ Ang pagkatutong Task Based</p> <p>__Instraksyunal na material</p>	<p><i>Planned Innovations:</i></p> <p>__ Localized Videos</p> <p>__ Making big books from views of the locality</p> <p>__ Recycling of plastics to be used as Instructional Materials</p> <p>__ local poetical</p>