

Faculty Center Training: Zoom Access

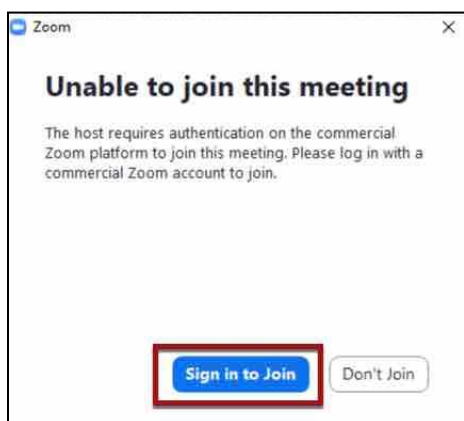
The purpose of this document is to provide assistance logging into a Zoom session. This is an institutional account, and for security measures, you must log into Zoom via georgiasouthern.zoom.us.

Logging in to the Zoom meeting

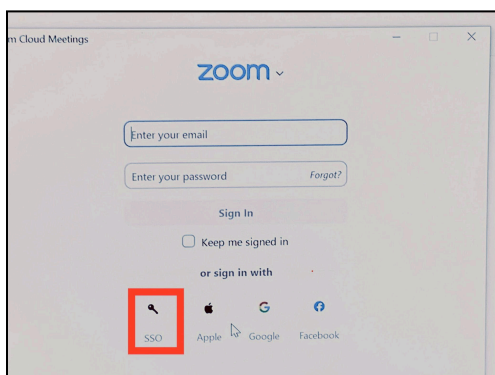
1. Go to <https://georgiasouthern.zoom.us/>
2. **Click Log In.** The MyGS sign-in screen will load.
3. **Sign in** using your **MyGS credentials**.
4. Come back and **click the Zoom link** provided.

Launching Zoom

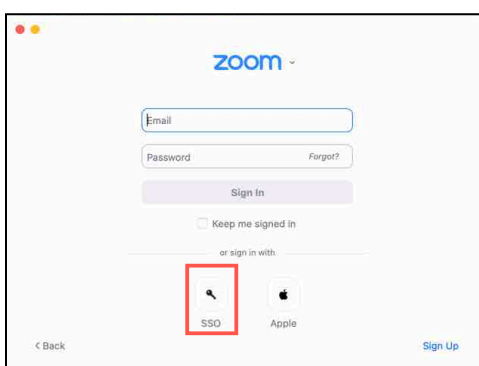
1. **Click** on the **Zoom link** either from your calendar invite or email.
2. **Click** on the **“Sign in to Join”** button. If you do not get this window go to the next step below.



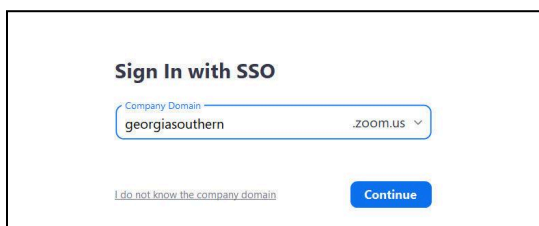
3. Click on the “SSO” button.



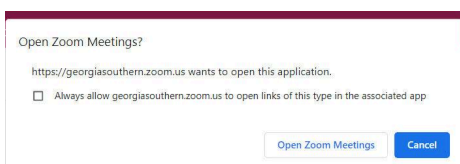
OR



4. In the field for Company Domain, type **georgiasouthern** and click on **Continue**.



5. Click on **Open Zoom Meeting or Launch Zoom**



OR

