



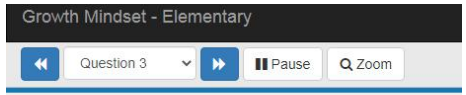
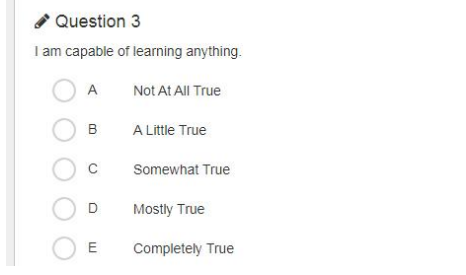
How to Take the Secondary HS/MS Social Awareness Survey

Follow these steps to take the survey online via Illuminate using the Quick Code provided.

Step 1 : Access the Survey in Illuminate

Click on the following link: https://illuminate.online?access_code=8E8YN8C	
Enter entire student SFUSD email address : Example@s.sfusd.edu	Student Login <input type="text" value="Enter Your Student Login"/>
Enter this Access Code: 8E8YN8C	Access Code <input type="text" value="Enter Your Access Code"/>
Click on the the button that says Next	<input type="button" value="Next"/>
Click on the button that says Confirm	<input type="button" value="Confirm"/>





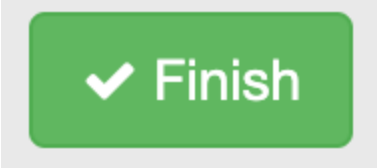
Step 2 : Answer the Survey Questions

Click on the button that says Begin Test	
Answer survey questions by clicking on the round button (only 1 response can be chosen)	
Select the button >> to advance to the next question	
Questions can be skipped, and returned to at the end. Select 'Zoom' to make the print bigger, or 'Pause' to take breaks.	

Note: Closing date for the SEL Surveys is November 11, 2023. These same items are included in the [annual district-wide SEL/CC survey](#) taking place in January/February.

How to Take the Secondary HS/MS Social Awareness Survey

Step 3 : Review and Finish the Survey

Click on the button that says Review/Finish Test													
Make sure each question is answered. Click on the number of the unanswered question, and complete the answer.	<p>Click on a question number to review the question</p> <table><tr><th>Question</th><th>Your Response</th></tr><tr><td>1</td><td> Not Answered</td></tr><tr><td>2</td><td>Answered</td></tr><tr><td>3</td><td>Answered</td></tr><tr><td>4</td><td>Answered</td></tr><tr><td>5</td><td>Answered</td></tr></table>	Question	Your Response	1	 Not Answered	2	Answered	3	Answered	4	Answered	5	Answered
Question	Your Response												
1	 Not Answered												
2	Answered												
3	Answered												
4	Answered												
5	Answered												
If all responses say the word 'Answered', then select Finish to complete the survey.													
When finished successfully, a large check mark will appear on the page. Exit Illuminate. After the survey - students and teachers confer about responses and create goals together.													

Note: Closing date for the SEL Surveys is November 11, 2023. These same items are included in the [annual district-wide SEL/CC survey](#) taking place in January/February.

How to Take the Secondary HS/MS Social Awareness Survey



Note: Closing date for the SEL Surveys is November 11, 2023. These same items are included in the [annual district-wide SEL/CC survey](#) taking place in January/February.