

Elementary & Intermediate Weekly e-Learning Plan

Learning for the Week of: ELA April 27-May 1

Grade Level/Content: 1st ELA

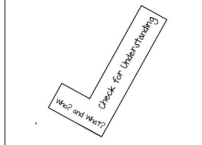
Learning Objective: Readers and Writers connect details across pages.

Student Success Criteria: I can connect details as I retell my story.


Estimated Time to Complete: 60 minutes

Activity 1: Watch [Readers Workshop](#)


Stop and Check for Understanding



Connect Details Across Pages



When Meaning Breaks Down, Back Up and Reread



Retell Details in Your own Words



Activity 2: Read books of your choice www.getepic.com, www.pebblego.com or read books on www.kidsa-z.com and begin the Headsprout Activities too.

Use new teacher usernames for kids a-z:

Feemster:lfeemster0

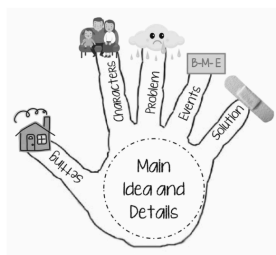
Hayes:chayes85

Schlebach:cshlebach1

Stachelski:cstachelski0

Sugg:asugg4

Use the [5 Finger Retell](#) to tell your teacher about the book you're reading. Post a video on Seesaw.



Fiction Retelling Sentence Frame

This story is about a ____ who ____

The story took place ____

In the beginning ____

In the middle ____ had a problem ...

In the end ____ solved the problem by ...

The character(s) learned ____

This reminds me of ____

Non-Fiction Retelling Sentence Frame

This book is mainly about ____

It tells us that ____ is ____

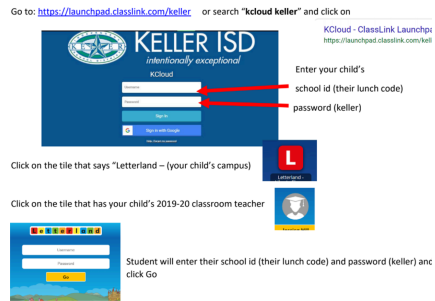
The topic is important because ____

I learned ____ by reading this book.

This book makes me think about ____

Activity 3: Letterland New Unit 28 [Student List](#)

- Practice reading Letterland Online Phonics Reader 3d



- Warm up with [Quick Dash](#)
- Review [Unit 27](#)
- Watch [Introduction Unit 28](#)
- Watch [Live Reading](#)
- Watch [Live Spelling](#)
- Read [Tractors, Trains, Planes](#)
- Use [Student List](#) to practice rainbow spelling in Seesaw
- Complete Word Detectives, Word Sort and Unit Story in Seesaw. Your teacher has added these to your Seesaw.
- Build words with [Student letter cards](#)
- [Letterland Choice Board](#)

Activity 4: Watch [Writers Workshop](#) and add your ending to your story.

[Paper Choice](#)

Learning Craft Moves from a Mentor Author

What did the author do?




Why did he do this?



Beginnings
 · Time ⌚
 · Place 🏠

Endings
 · Feelings 😊 😞 😐 😢
 · Final thought ... ☁



When we got home, I was so thirsty! I drank an entire bottle of water and noticed I was all sweaty. That ride was so exciting! I can't wait until tomorrow so we can go again.

Activity 5: [BINGO Board](#) Share your learning on Seesaw or email your teacher.
