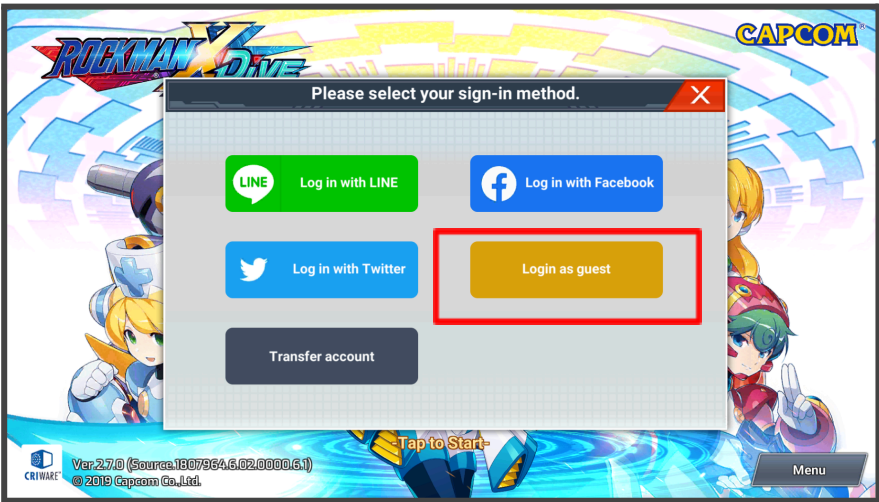



Given how easy it is to reroll and since you are able to play as a guest, for newer players this is recommended to do since it would give you an edge on early activities in the game. It is recommended to do this during promotional banners that offer free rolls.

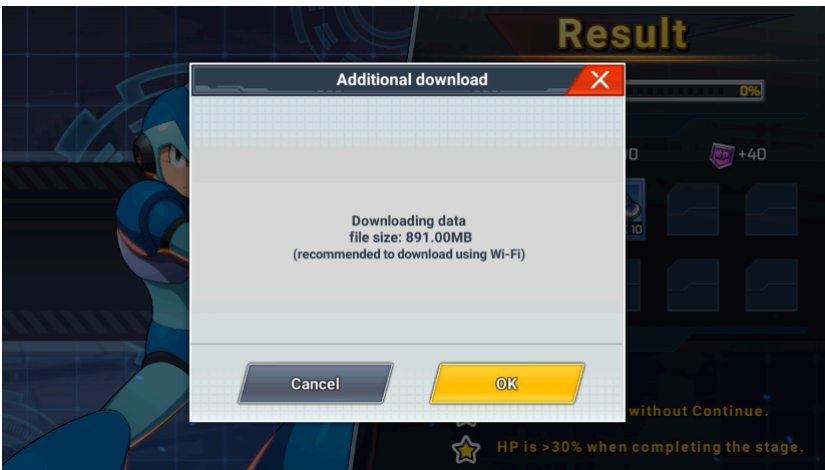
First of all we have to download the assets of the game, this will make rerolling quicker and save your data if you have a cap on that.



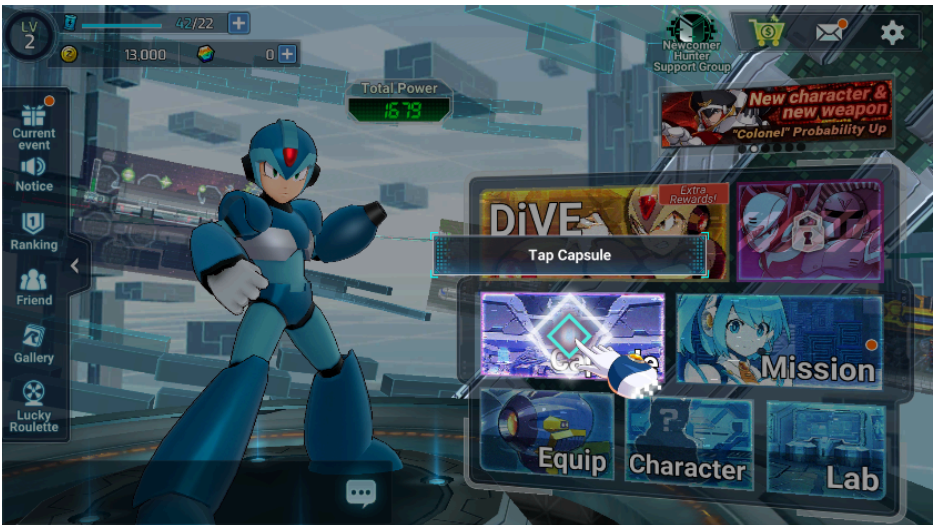
For the sign-in method, we simply want to "Login as a guest", we can link a social later.



Level 1-1 was already downloaded so it will load right away after skipping RiCO's introduction. If you didn't know already, you can actually skip the tutorial, by tapping/clicking the pause button.



From here, we would download the assets. This only needs to be done once during the rerolling session. As long as you don't clear the game data, you wouldn't have to redownload the game assets.



This next part is annoying but it is required to do, we just have to go through the RiCO tutorial of rolling a gacha capsule and **do level 1-2**. There is no way to avoid this but thankfully it's the only major hurdle we have to cross here until we get to actual rolling.



After you load 1-2, you can set your controls from the pause menu if necessary.



After completion of 1-2, we just have to complete the weapon leveling tutorial



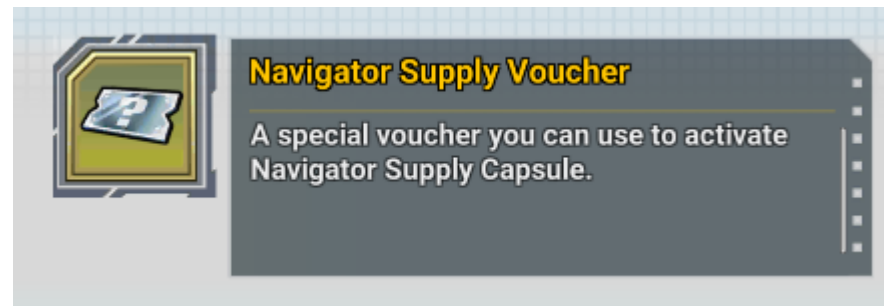
After completion of the weapon leveling tutorial, return to the menu.



Once here, you can gather all sources of EMs that you can gather to roll.

!!!DO NOT GO TO DiVE, IT WILL FORCE YOU TO DO THE NEXT STORY MISSION!!!

I have squared menu tabs of interest in green that may provide sources of rolling from the current menu.



You should've obtained 3 Navigator Supply Vouchers for being a new player as well as around 500 or more EMs at the very least. If there is an event going on you will be getting more than that, however this is good as is since this essentially lets us pull 35 times.



Without further ado, we can now get to rolling!



You will have to scroll to get here but this is the capsule that is given away to newer players for your reference.

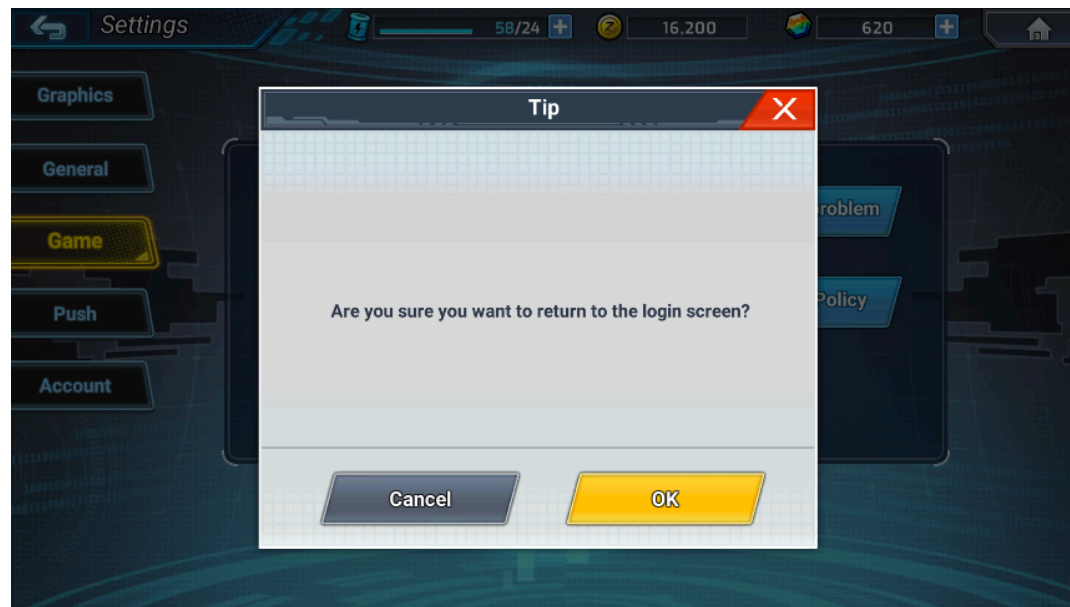


After you are done, you can back out to the menu. Whether you want to keep the account or not, go to the settings (the gear cog).



If you want to keep your account, go to the "Account" tab and link it since you have been playing as a guest, otherwise continue with the guide!

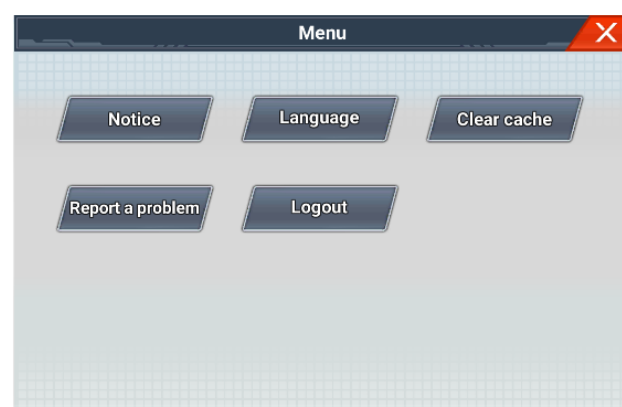
If you do not like your rolls, go to the "Game" tab then click/tap on the "Home" Button.



Tap/Click OK, you will return to the login screen.



From here, we tap on "Menu"



At this point, we can "Logout"

After that is all done, the game will restart and it will return to the Login Screen. We will now be back to square 1, except we get to skip the portion of downloading assets since that was already downloaded. Repeat this as many times as you want until you get your preferred rolls. That's it!