





Common Digital Tools used in AACPS




Teacher Resource

Additional information on all the tools below can be found by visiting the [Teacher Intro to Digital Tools](#) website located on Classlink. Look for the “T” icon.



Google Tools

Tool	Icon	Description	Access through:	Help/Tutorials
Meet		Video conferencing and recording. Allows teachers and students to see and speak with one another, and share what is on their screen.	Desktop/Laptop: Classlink Chromebook: Classlink *Once the link is created, teachers should place the Meet link within Brightspace.	Google Meet Directions Teacher intro to Digital Tools (also linked on Classlink)
Docs		Write reports, stories, and more. It is Google's version of Word.	Desktop/Laptop: Google Drive in the browser Chromebook: Google Drive in the browser	Official Google Docs Cheat Sheet Get Started with Docs (from Google) Comparing Docs, Slides, Jamboard, & Drawings
Slides		Create presentations, slide decks, and more. It is Google's version of PowerPoint.	Desktop/Laptop: Google Drive in the browser Chromebook: Google Drive in the browser	Official Google Slides Cheat Sheet Get Started with Slides (from Google) Comparing Docs, Slides, Jamboard, & Drawings
Drawings		Create drawings, pictures, and graphic organizers.	Desktop/Laptop: Google Drive in the browser Chromebook: Google Drive in the browser	Drawings Cheat Sheet Drawings Task Card Comparing Docs, Slides, Jamboard, & Drawings






Jamboard		Sketch out ideas with this digital whiteboard.	Desktop/Laptop: Google Drive in the browser Chromebook: Google Drive in the browser	AACPS Google Resource Site- Jamboard Comparing Docs, Slides, Jamboard, & Drawings
Forms		Take or create surveys and quizzes.	If taking a survey/quiz: Use the link provided If creating a Quiz: Desktop/Laptop: Google Drive in the browser Chromebook: Google Drive in the browser	First Day of Forms (from Google) FAQs or Forms Quizzes (from OIT)
Sheets		Make lists and analyze data with charts. It is Google's version of Excel.	Desktop/Laptop: Google Drive in the browser Chromebook: Google Drive in the browser	Official Google Sheets Cheat Sheet




Microsoft Tools

Tool	Icon	Description	Access through:	Help/Tutorials
Word		Microsoft's word processing program for creating documents.	Desktop/Laptop: Start Menu Chromebook: Classlink> OneDrive *Word documents saved on a desktop will not be accessible in the online version unless they have been saved in OneDrive.	Microsoft Training: Word
PowerPoint		Microsoft's presentation application.	Desktop/Laptop: Start Menu Chromebook: Classlink> OneDrive *PowerPoints saved on a desktop will not be accessible in the online version unless they have been saved in OneDrive.	Microsoft Training: PowerPoint







Excel		Microsoft's spreadsheet application to make lists and analyze data.	Desktop/Laptop: Start Menu Chromebook: Classlink> OneDrive *Excel spreadsheets saved on a desktop will not be accessible in the online version unless they have been saved in OneDrive.	Microsoft Training: Excel
Outlook	 (Desktop)  (online)	The AACPS email application for staff and students (grades 6 through 12 only).	Desktop/Laptop: Start Menu Chromebook: Classlink> Email Exchange	Microsoft Training: Outlook

Other Tools

Tool	Icon	Description	Access through:	Help/Tutorials
Wixie		Share ideas through writing, voice recording, and art.	Desktop/Laptop: Classlink Chromebook: Classlink *Teachers can link a specific template within Brightspace for students to access.	Wixie Tutorials for Teachers Wixie Task Card
SMART Notebook		Create interactive presentations and activities	Desktop/Laptop: Start menu Chromebook: Not available (use Lumio- see below)	Download Notebook Directions for Home Computers SMART Notebook 20 Teacher Guide (from SMART) SMART Notebook 20 Training Videos
Lumio		Use your SMART Notebooks on the Web with added student interactivity.	Desktop/Laptop: Google Drive> New> Lumio Chromebook: Google Drive> New> Lumio	How to Access Lumio SMART Teacher Training Center



			*Teachers can link a specific template within Brightspace for students to access.	Lumio Teacher Guide
Discovery Education		Videos, images, student interactives and more on a wide range of topics curated for students and teachers.	Desktop/Laptop: Classlink Chromebook: Classlink *Teachers can link a specific video or Studio activity within Brightspace for students to access.	Step by step guides and Interactive Courses on using DE <i>(Open Discovery Ed From Classlink, BEFORE selecting the link)</i>
MackinVia		Provides access to the AACPS online databases and ebooks.	If the teacher has provided a link to an online database in Brightspace, students MUST open MackinVia and navigate to the database BEFORE selecting the link. Desktop/Laptop: Classlink Chromebook: Classlink	Accessing MackinVia Directions MackinVia Video tutorials
Nearpod		Create interactive slide shows that students can complete self-paced.	Desktop/Laptop: Classlink Chromebook: Classlink	Nearpod Help Center
WeVideo		Record and edit videos, gifs and podcasts.	Desktop/Laptop: Classlink Chromebook: Classlink	WeVideo Academy WeVideo Educator Idea Hub

Need help with Brightspace?

[Visit the Teacher Intro to Digital Tools Website.](#)

