
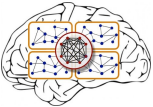





Facilitator Guide

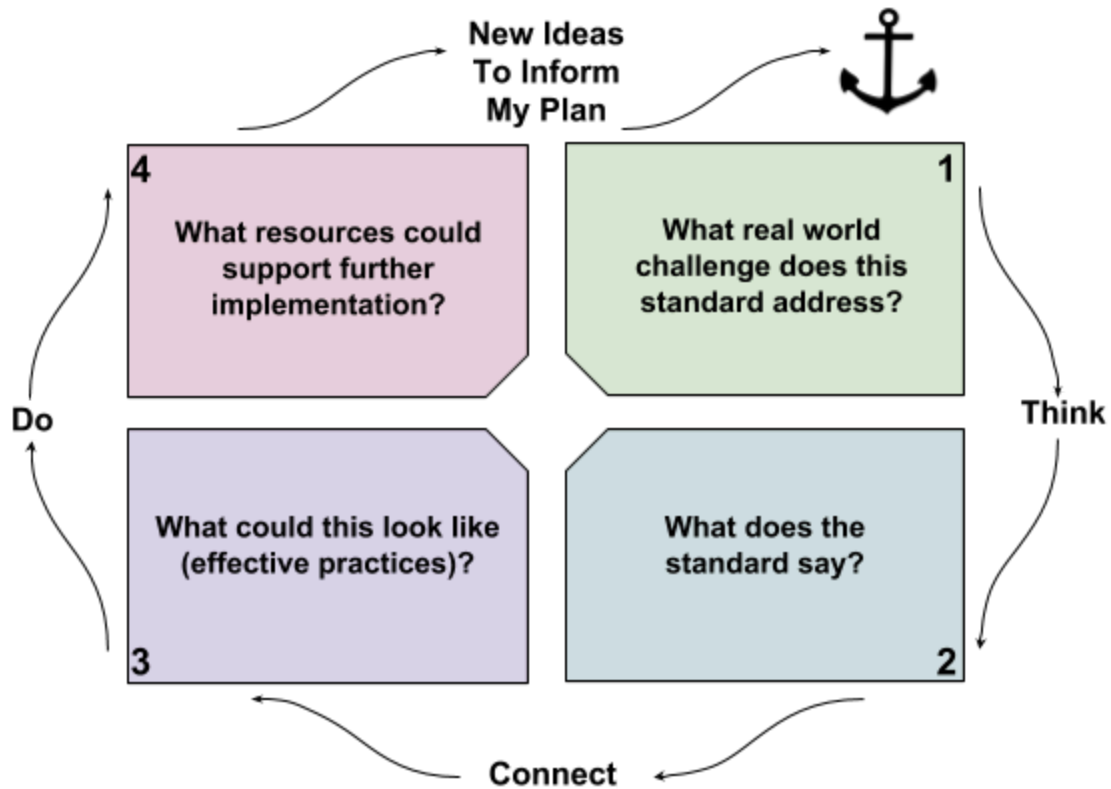
Welcome to Nevada's Parent Involvement & Family Engagement Program. This comprehensive program is intentionally designed to support educators in using the National Standards for Family-School Partnerships in order to develop a plan to better support all students in their school. It is focused around Nevada's expectations for family engagement. Each module contains four learning sessions in which educators will examine the expectations of the standards, study effective practices, explore potential resources to support a plan, and design an authentic plan for effective family engagement. These sessions can be completed individually or within a group, led by a facilitator.

This guide provides facilitators with an overview of the program structure as well as the learning intentions of the sessions within each module. The content contained in each module, coupled with the group's reflections on current practices provides ample opportunity for rich discussions and planning. It is highly recommended that facilitators preview all of the material prior to the learning session in order to most effectively lead the learning process for the group.

Program	
Anchor 	The Anchor is your learning hub. It includes access to the modules, as well as the template for creating an action plan. You will be directed back to Anchor upon completion of each module.
FEIN 	Each module contains a corresponding Family Engagement Interactive Notebook (FEIN). These professional learning logs serve two purposes: 1) A place to reflect and engage with the content of the program (2) Evidence of learning. Facilitators may choose to incorporate them in the professional development plan or simply use them as a guide.
Action Plan 	The Family-School Partnership Action Plan is standard specific. You will refer to your FEIN, the standard's goals and indicators, and other tools when developing your plan. Consider identifying action steps you might take tomorrow, next week, next month, and even next year.



Facilitator Guide



Sessions	
Session 1:	In this session you will examine the standard in context to address the session question, "What real world challenge does this standard address?"
Session 2:	In this session you will examine the standard and measure your current level of development and implementation by addressing the session question, "What does the standard say?"
Session 3:	In this session you will use your new knowledge of the standard to identify effective practices that support this standard, while imagining, "How might this look in my practice?"
Session 4:	In this final session of the lesson, you will use your knowledge of the standard to examine some potential resources. As you explore the resources, it is important to think about how these resources might play a role in supporting your plan to create effective partnerships with your families and the community. The idea of reviewing some potential resources for your proposed plan to target the standards is best addressed by the session question, "What resources could support further implementation?"



Facilitator Guide

Tips for Facilitation

Session 1: What real world challenge does this standard address?

- Project the resource for the whole group to see (image, video, etc.).
- Share (verbally) the brief anticipatory set (provided in the FEIN).
- Use the question(s) provided for focused reflection and discourse.
 - Consider using discussion strategies that encourage full engagement.

Session 2: What does the standard say?

Task 1: Deconstructing the Standard

- Project the Standard (with goals and considerations) for the whole group to see.
 - Consider providing participants with a handout ([National Standards, Goals, and Indicators for Family-School Partnerships Overview](#)).
- Use the question(s) provided for focused reflection and discourse.
 - Consider using discussion strategies that encourage full engagement.

Task 2: Examples of Current Practices

- Project the RoundTable template for the whole group to see.
 - Consider providing small groups one copy each to record their thinking ([Kagan Structures: RoundTable](#))
 - Small groups share and facilitator records on the projected copy.

Task 3: Determining Areas in Need of Improvement

- Use the [PTA's Assessment Guide](#) to determine the level of development and implementation for each of the examples you came up with in Task 2.
Highlight your examples:

Level 3 : Excelling - Highly functioning level of development and implementation

Level 2: Progressing - Functioning level of development and implementation

Level 1: Emerging - Limited level of development and implementation

Not Here Yet

- Use the question(s) provided for focused reflection and discourse.
 - Consider using discussion strategies that encourage full engagement.



Facilitator Guide

Session 3: What could this look like? Effective Practices

- Project the resource for the whole group to see (image, video, text, etc.).
 - Plan for participants to have a copy (digital or paper) of texts to read.
- Share (verbally) the brief anticipatory set (provided in the FEIN), prior to independent reading or watching a video.
- Use the question(s) provided for focused reflection and discourse.
 - Consider using discussion strategies that encourage full engagement.

Session 4: What resources could support further implementation?

- Project the Strategies Card template. It will serve as a tool to compile strategies to consider using in the plan.
 - Consider providing a shared-digital copy that all have edit rights to.
- The resources in Session 4 are divided into categories.
 - Consider dividing the categories among the groups or assign specific resources you would like them to explore.
- Allow time for groups or individuals to share whole-group about the resource(s) they explored.
 - Use the Strategies Card to note the resource link and additional information that might be helpful when you begin developing a plan.

Action Plan

- Use a team-based approach to develop the plan.
- Project the [Action Plan template](#) specific to the standard being explored.
 - Consider providing participants with a copy of the template (digital or paper).
- Identify action steps you might take tomorrow, next week, next month, and even next year.

Once you complete your Family-School Partnership Action Plan for the module you completed, go back to the Anchor to choose the next module in your learning path.