

Note: This was an example of what the Raydium DropZone process looked like for the CyberSamurai drop. The Playground Waves drop will look functionally similar.

Raydium DropZone

The process of participating in an NFT drop via Raydium Dropzone happens in three discrete steps:

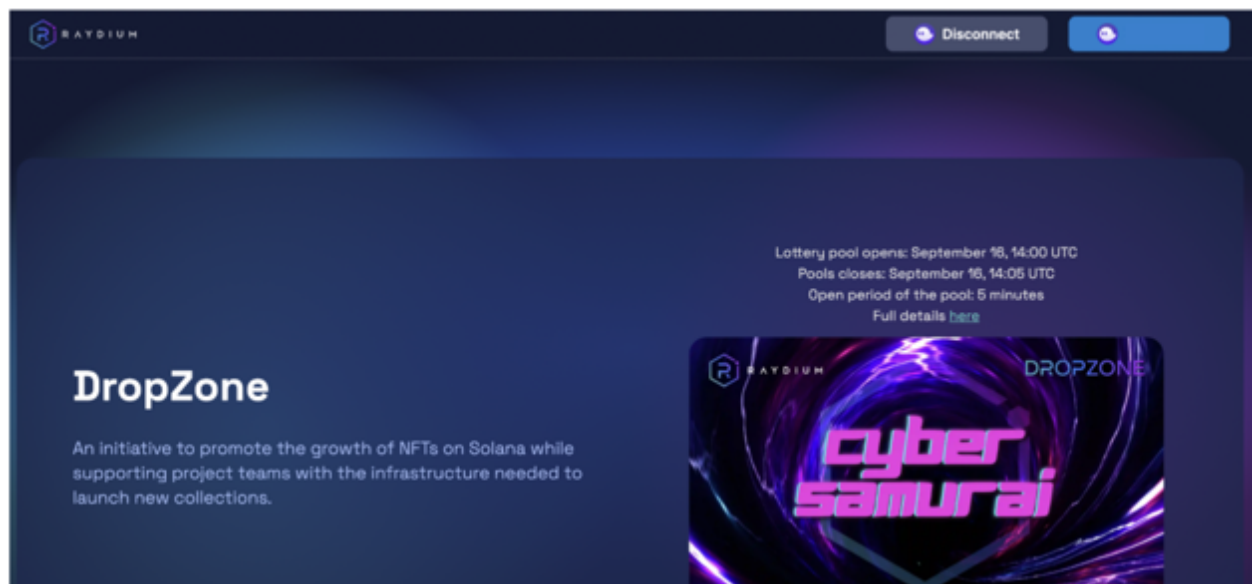
1. Entering into the lottery on DropZone
2. Once the lottery is complete seeing if you won (getting a Drop Box token)
 - a. *Optional: Can trade (buy or sell) the Drop Box token (winning ticket) on Serum after issuance.*
3. Redeeming your NFT via the Drop Box token

Here's what each of the steps look like from a user perspective

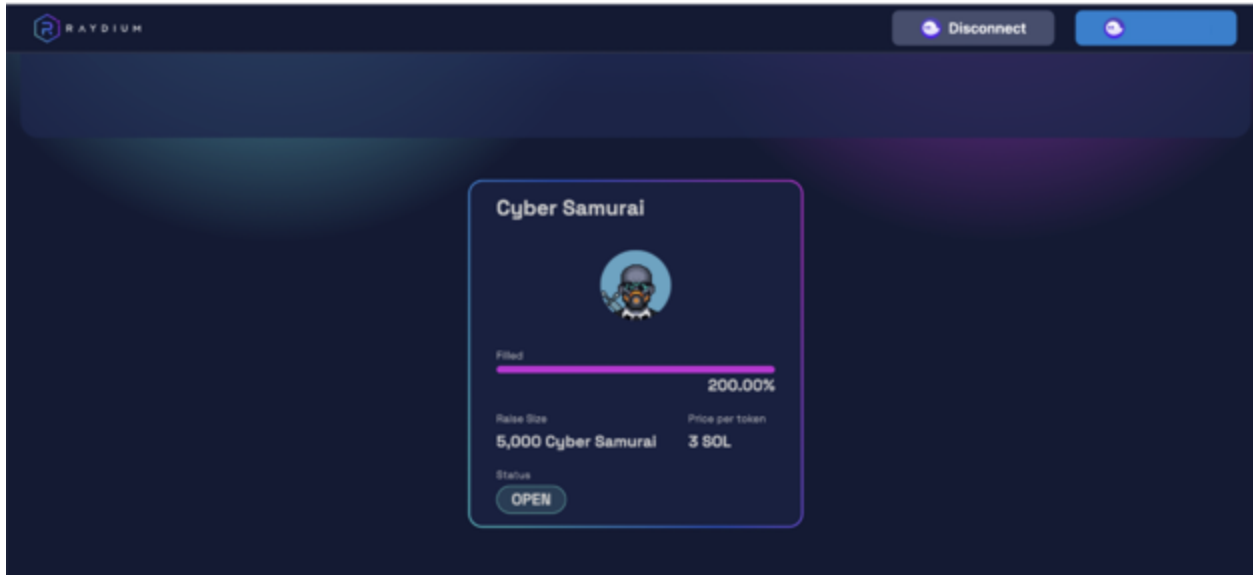
Buying a lottery ticket

The first step to participating in a Raydium DropZone auction was to

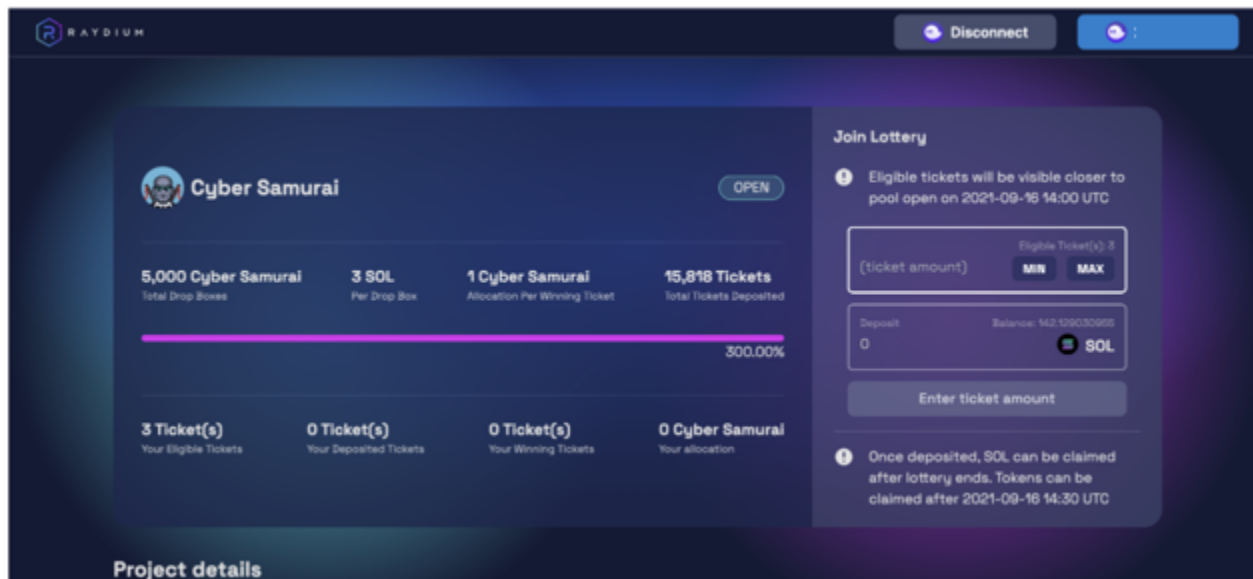
- Visit the Raydium DropZone page: <https://dropzone.raydium.io/>



- Connect your wallet to the DropZone page



- Purchase a lottery ticket
 - For the Cyber Samurai sale the prices were:
 - 1 Lottery ticket = 3 SOL
 - The minimum amount of lottery tickets to purchase is 1, and the max was 3.



RAYDIUM

Disconnect



Project details

WEBSITE

The Cyber Samurai Genesis Collection consists of 5,000 unique algorithmically generated 8-bit Cyberpunk inspired Samurai Warriors. Each Samurai Warrior has a unique set of traits and accessories, or none at all.

The Cyber Samurai have a mission to protect Degens from Rug Pulls and bring harmony to the Metaverse. They are considered Military Nobility of DeFi, however they serve Institutions, Whales, Fish, and Shrimp of Defi alike.

IMPORTANT: Drop Box redemption period and deadline Drop Boxes MUST be redeemed on the Cyber Samurai website by September 18, 15:00 UTC, approximately 48 hours after DropZone launch. After this time, redemption will be closed by the project and Drop Boxes will no longer be redeemable.



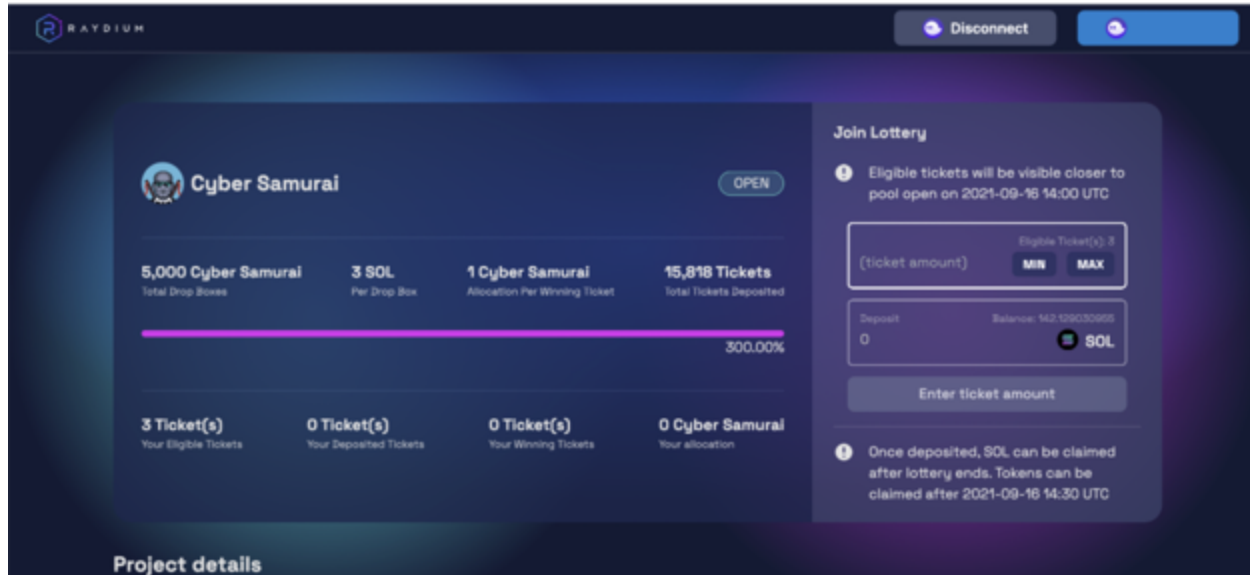
Pool Information	Tickets Information
Pool opens	2021-09-16 14:00 UTC
Pool closes	2021-09-16 14:05 UTC
Total Drop Boxes	5,000 Cyber Samurai
Per Drop Box	3 RDL
Max winners	5,000
Requirements to join	For full details, click here
Ray staking deadline	2021-09-16 13:49 UTC

- After you have your lottery tickets, all you need to do is wait until the on-chain lottery is complete.
 - For the Raydium DropZone Samurai lottery, it lasted for 5 minutes.
 - At the end of the 5 minutes the lottery commenced and winners were announced.

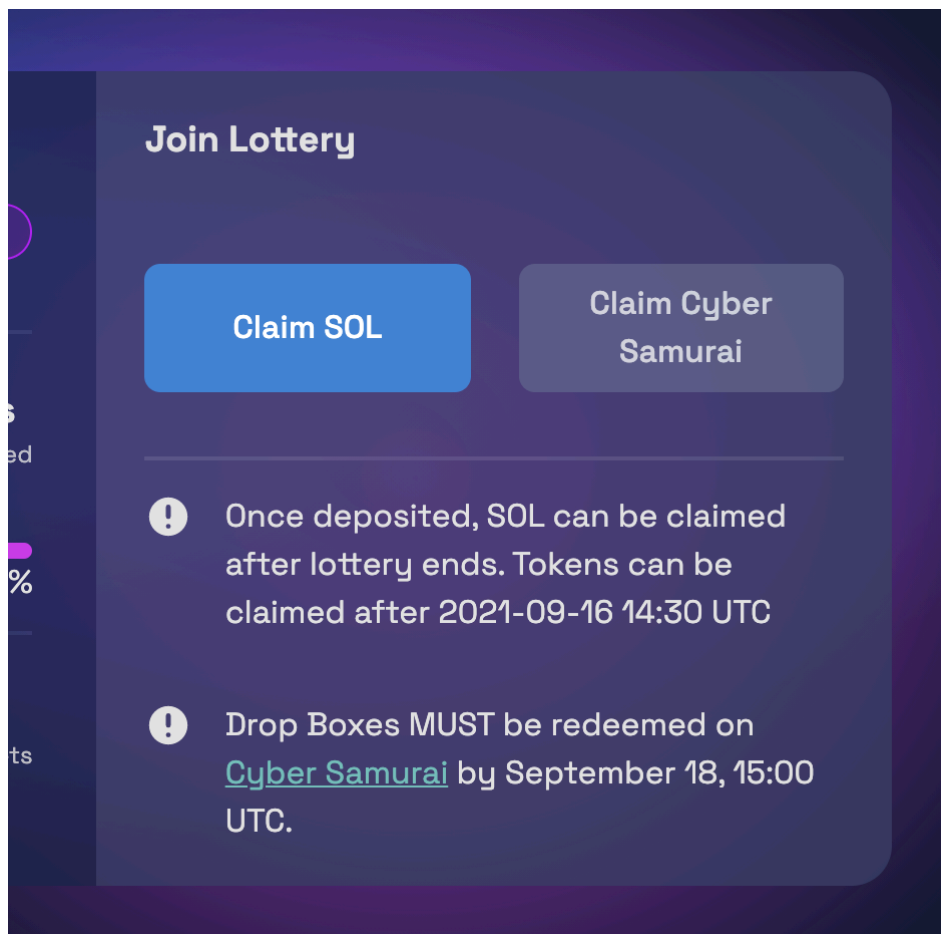
After the Lottery is Completed

After the lottery is complete you can check to see if your tickets have won or not. For me I bought 3 tickets but all three of them did not win :(so I didn't get a chance to redeem any of the winning tickets.

If you did have a winning ticket you could redeem the winning ticket for the "Drop Box" token back into your wallet.



For the tickets that you didn't win, you were able to immediately redeem back your SOL into your wallet:



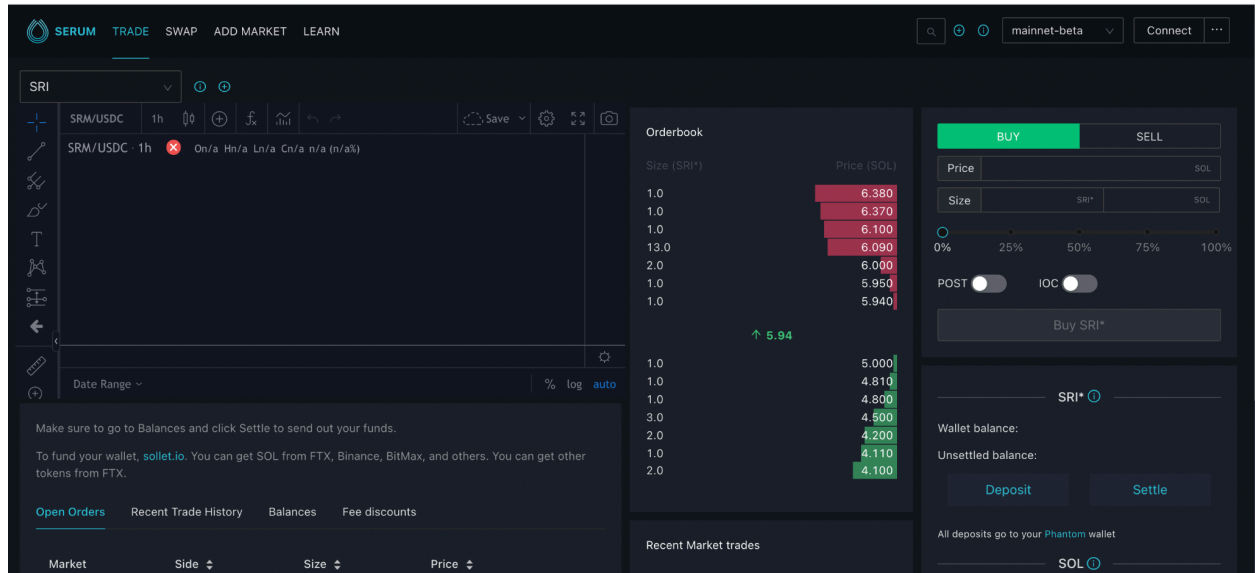
Optional: Trading the Drop Box Token

Once you have a winning ticket (the “Drop Box” token), you can either decide to redeem them for the NFT, or you can also trade them right away on Serum.

Since I didn’t win any “Drop Box” tokens (all of my lottery tickets lost) I instead decided to purchase a “Drop Box” token from Serum directly.


To do that you had to go to serum markets, and input the custom market (for the Drop Box specific token)

The screenshot shows a dark-themed dialog box titled "Add custom market" with a close button (X) in the top right corner. Inside the dialog, there is a red error message "Invalid market ID" above a text input field containing the string "CUVkeRWtCW76DwPKhjxANhoUZPS2VtAto9QCj3J3m6rje". Below this is a "Market Label" input field. Further down, there are two input fields: "Base label" and a field containing "SOL". A yellow warning message "Warning: unknown token" is displayed below these fields. At the bottom right of the dialog are two buttons: "Cancel" and "Add".



Each “Drop Box” token gives you the ability to redeem 1 NFT, and you can both buy or sell your winning Drop Box token.

In my case, I decided to purchase a winning Drop Box token so I could redeem it for a CyberSamurai. This is what a Drop Box token looks like inside your Phantom wallet:



Redeeming your Drop Box token for an NFT

Now that I had a Drop Box token inside my wallet, I could visit the CyberSamurai website and use the Drop Box token to mint my NFT.

- First you visit their website: <https://cybersamurai.co/>

[Genesis Collection](#)[Samurai Cards](#)[Roadmap](#)[Team](#)

Thank you for joining our launch!

If you have a winning ticket (Raydium Drop Box), please use the link below to our minting site.

[Learn More](#)[Mint Now!](#)

[Go to the Mint Page](#)

Cyber Samurai

The Cyber Samurai have a mission to protect Degens from Rug Pulls and bring harmony to the Metaverse. They are considered Military Nobility of DeFi, however they serve Institutions, Whales, Fish, and Shrimp of DeFi alike.

[CONNECT WALLET](#)

[Connect Wallet](#)



Mint an NFT using 1 of the Drop Box tokens



Wait until the transaction was completed



This step needs to be repeated for each of the Drop Box tokens you have (e.g. if you have 2 Drop Box tokens you need to repeat this process 2 times). Once completed the NFT will show up directly inside your wallet (if you are using Phantom).

