




ARTICLE TITLE, ABOUT 12 WORDS, GIVING THE RESEARCH DESCRIPTION (BALTICA 12, BOLD, LINE SPACING 1, SPACING AFTER 6 PT)



The First Author's Name¹ ,  The Second Author's Name² ,  and soon³ 
(Baltica 10, Line spacing 1)

***Correspondence :**
Email : auhtors@ac.id

Authors Affiliation:

¹Universitas Islam Negeri Sjech
M. Djamil Djambek Bukittinggi,
Indonesia

²University Putra Malaysia,
Selangor, Malaysia

³Cambera University, Australia

Article History :

Submission :
Revised :
Accepted :
Published

Keyword : Keyword1,
Keyword2, Keyword3

Kata Kunci : Kata Kunci1
Kata Kunci2, Kata Kunci3

Abstract (Baltica 10, Bold, Line Spacing 1, Spacing before 6 pt, Spacing after 2 pt)

Write down here your paper's abstract in one paragraph consisting of 150-200 words. Abstract should contain: (1) the main question and the background of the discussed issue; (2) the research novelty; (3) how the question is discussed in the paper or methodology; and (4) the main result of the discussion. Other important matters discussed in the paper that significantly contribute to the final result of the research may be noted here, but you have to consider, however, the limited space of the abstract. The abstract is written in two languages; English and Bahasa Indonesia, typing uses line spacing 1 or single, font size 10, font Baltica with the margins narrower than the right and left margins of the main text. The keywords need to be included to reflect the problem context of the research and the main terms that underlie the implementation of the research. The keywords can be one word or compound words. The number of keywords is 3-5 words.

Abstrak

Tuliskan di sini abstrak makalah anda dalam satu paragraf berkisar antara 150-200 kata. Abstrak harus berisi: (1) pertanyaan utama dan latar belakang masalah yang dibahas; (2) kebaruan penelitian; (3) bagaimana pertanyaan dibahas dalam makalah atau metodologi; dan (4) hasil utama diskusi. Hal-hal penting lain yang dibahas dalam makalah ini yang secara signifikan berkontribusi pada hasil akhir penelitian dapat dicatat di sini, tetapi anda harus mempertimbangkan penulisannya dalam ruang abstrak yang terbatas. Abstrak ditulis dalam dua bahasa; Bahasa Inggris dan Bahasa Indonesia, pengetikan abstrak dilakukan dengan spasi 1 front 10 jenis huruf Baltica dengan margin yang lebih sempit dari margin kanan dan kiri teks utama. Kata kunci perlu dicantumkan untuk menggambarkan ranah masalah yang diteliti dan istilah-istilah pokok yang mendasari pelaksanaan penelitian. Kata-kata kunci dapat berupa kata tunggal atau gabungan kata. Jumlah kata-kata kunci 3-5 kata.

INTRODUCTION (Baltica 12, Bold, Line Spacing 1.15)

The introduction includes mainly: (1) background of the research; (2) concept and problem-solving plan; (3) research methodology; and (4) research formulation and research purpose. In this section, sometimes, there are some recommendations and suggestions of the research findings.

The template for this article format was created in MS Word 2007, and then saved in doc format. The file of this template can be downloaded at <https://www.ejournal.unbukittinggi.ac.id/index.php/fuaduna/index>. This template helps the article writers to write the articles in accordance with the rules relatively, quickly and accurately, especially for the needs of electronic articles to be published in *Jurnal Fuaduna*.



The body of the text uses the font: Baltica 11, regular, line spacing 1.15, space before 0 pt, after 0 pt. the first line of the paragraph should be indented by pressing the tab key so that between the paragraphs, there is 1 space. The length of the article is around 5000-8000 words.

ARTICLE CONTENT

This section is the main part of the research findings and is usually the longest part of an article. The research findings presented in this section are “clean” results. In the subheadings of this section, there are detailed parts in the form of sub-topics without number format. In this article there are no subheadings such as “the research findings,” “the research methodology,” but the subheadings are in the form of topics and the direct discussion based on the research topic. As a result, the writers are free to make subheadings based on their research findings.

The discussion in this article aims to: (1) answer the problem formulation and the research questions; (2) show how the findings were arrived at; (3) interpret the findings; (4) relate the findings with established theoretical structure and knowledge; and (5) bring up new theories or modify the existing theories.

The research findings in the field are integrated/linked with the results of previous research or with existing theories. The interpretation of the findings is carried out using logic, related theories, and relevant research. For this purpose, there must be journal references from the relevant research consisting of a recommended 80% of all references made in the article.

QUOTATION AND REFERENCES

One feature of a scientific article is that it presents the ideas of others to strengthen and enrich the writer’s ideas. The ideas that have been previously expressed are referred to, and their references are later included in the bibliography. Reference is the mention of the source of ideas written in the text as (1) acknowledgment to the owner of the idea that the writer has “borrowed” not plagiarized, and (2) notification to the reader regarding the original source of the idea.

Quotation of other people’s ideas in the article can be done indirectly and directly. The ideas that are quoted indirectly generally come from textbooks, journals, papers, articles, websites, etc. Quotation is in the form of paraphrasing, which is placed in the body of the article and at the end of the paragraph reference is made using the footnote system, for example:

According to Oman Faturrahman, the Syattariyah *tarekat* teachers usually adhere to the principle of *ru'yat Al-hilâl* (seeing the moon) to establish the beginning of Ramadan. Using this method results in a later determination of the holy day, around one or two days after the determination of the Naqshbandiyyah *tarekat* teachers¹.

The direct quotation is used to quote interview and observation notes. The paragraph of quotation is in the body of the article with left and right margins that are narrower than the margins of the main article with 1 inch left and 0.8 inch right and typed using line spacing 1. The authors can also make a quotation in the *footnote* if they want. The example of an interview quotation is:

¹Oman Fahurrahman, *Tarekat Syattariyah di Minangkabau: Teks dan Konteks* (Jakarta: Prenada Media, 2008), 20.

“My cousin’s brother came to Singapore for work. He did a course and got a job here. So, I wanted to come here in Singapore. I have seen my neighbor’s eldest son coming here and making a lot of money which he used to send home.”

In general, the Islam Transformatif uses the *Mendeley* reference manager with a reference style based on the *Chicago Manual of Style 17th edition (full note)*. Because there are several kinds of references, the following are the details of each.

For textbooks which are not more than five years after published, the writing of the footnote is as the following: Author, *Title* (the place of publication: the name of publisher, the date of publication), page number. The font for this footnote is Garamond 10 and Tab 1.5, for example:

Zulfan Taufik, *Dialektika Islam dan Humanisme: Pembacaan Ali Syari’ati* (Jakarta: Onglam Books, 2018), 20.

While reference to the same article, just write the name of the writer, full stop mark and page number, for example:

² Taufik, *Dialektika Islam dan Humanisme*, 21.

For scientific journals, the format is: Author’s name, “Title of Article,” *Title of Journal*, number, Volume (year of publication): page number and DOI number if available.

³ Ulin Masruri, “Pelestarian Lingkungan dalam Perspektif Sunnah,” *At-Taqaddum* 6, no. 2 (2014):411, <http://journal.walisongo.ac.id/index.php/attaqaddum/issue/view/2014>.

For quoting the same journal article, just write the name of the writer with a full stop mark and page number, for example:

⁴ Masruri, “Pelestarian Lingkungan dalam Perspektif Sunnah,” 412.

Quotations from online sources are written as follow: Author’s name, ‘Title of the Article’, *Title of complete resource* <site address> {date at which the resource was accessed}, p. page number, for example:

⁵ Asep Rosadi, “Syarat Kredit KUR BRI,” *Ekonomi Today* <www.blogaseprosidi.html> {accessed 10 February 2014}, 20.

For quotations from theses and dissertations: Name, “Title,” {unpublished thesis, university, year}, page number, for example:

⁶ R. J. Ingram, “Historical Drama in Great Britain from 1935 to the Present,” {unpublished doctoral thesis, University of London, Birkbeck College, 1988}, 12.

Quotations from newspapers or magazines are written as follow; Name, ‘Title of the Article,’ *The Name of Newspaper or Magazine*, date, month, year.

⁷ Michael Schmidt, “Tragedy of Three Star-Crossed Lovers,” *Daily Telegraph*, 1 February 1990.

Quotations of the *direct interviews and observations*: Name of the informant, (the informant identity) *Interview*, date, month, year, for example:

⁸ Sinaga Sinangguli, (Leader community) *Interview*, February 16, 2016.

TRANSLITERATION AND WRITING OF ARABIC

Arabic romanization should be written as follows:

- Letters: ' , b, t, th, j, h, kh, d, dh, r, z, s, sh, ş, ç, ð, ð, z, ' , gh, f, q, l, m, n, h, w, y.
- Short vowels: a, i, u. long vowels: ā, ī, ū.
- Diphthongs: aw, ay. *Tā marbūṭā*: t.
- Article: al-

For detailed information on Arabic Romanization, please refer to the transliteration system of the Library of Congress (LC) Guidelines.

FIGURES AND TABLES

Tables, figures and graphs can be used to clarify the presentation of the research findings in writing. The writers must comment or discuss the tables and graphs. Place the table label above the table, while the figure label below it. Write down the tables specifically, for example Table 1, name of the table, (font size 11, bold) while table columns with font size 10.

Table 1. Table Format

Heading of table	Heading of ColumnTable	
	Subheading of ColumnTable	Subheading of ColumnTable
Content	Content of table	Content of table

Source: BPS Data 2012 of Bukittinggi

As for a chart or figure, the presentation is different from the table based on the following example:

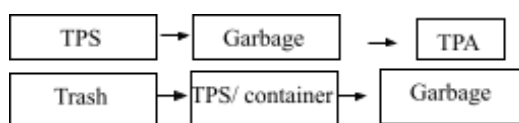


Chart 1. Waste Service System

CONCLUSION

The conclusion provides the answers for the formulation of the problem or the research questions that are explicitly stated in the introduction and described in the content section. The conclusion must be clear, concrete and explicit. In the conclusion, it is suggested to include the relevance and the development of new ideas which are the essence of the research findings.

REFERENCES

References must be complete and in accordance with the references presented in the body of the article. All references mentioned in the body of the article must be included in the bibliography. To indicate the quality of the scientific articles, the sources from scholarly journals must be 80% of sources cited. **Our journal recommends references of approximately 20-30 sources, whether from books, journals and other sources.** Journal references are arranged alphabetically and are grouped based on the type of references, such as textbooks, scientific journals, papers and articles, interviews and online sources. Reference writing style uses Mendely reference manager, with the *Chicago Manual of Style 17th edition (full note)*. The Garamond font size is 12 with top margin 0 inch and bottom margin 1.75 inches, line spacing 1, space before 6 pt, and space after 6 pt. The author's last name is put in the beginning of references. Since the settings for writing the books and the

journals in the Mendeley application system is automatic, only specific sections need to be explained as follows:

Declarations

Author Contribution Statement

Please describe each author's specific contribution to the study and manuscript. Include key roles such as study conceptualization and design, data collection, data analysis/interpretation, drafting the manuscript, critical revision, and final approval. Ensure the stated contributions reflect each author's actual involvement and match the author order listed in the article

Funding Statement

State the funding source(s) transparently. If funded, include the funder name, grant/contract number, funding year, and (where applicable) the funder's role in study design, data collection, analysis, manuscript preparation, and the decision to publish. If no external funding was received, explicitly state that the study received no specific grant or funding.

Data Availability Statement

Clearly describe the availability of the data generated and/or analyzed in this study. Indicate whether the dataset and supporting materials are publicly available (e.g., in a repository) or available upon request from the corresponding author. If access is restricted due to confidentiality, privacy, third-party ownership, or ethical requirements, state the reason for the restriction and specify the conditions and procedure for accessing the data, where applicable

Declaration of Interests Statement

Disclose any potential conflicts of interest, financial or non-financial, that could be perceived to influence the study design, data interpretation, or manuscript preparation. Conflicts may include funding from interested parties, honoraria, consulting relationships, stock ownership, organizational affiliations, patents, or relevant personal/professional relationships. If no conflicts exist, explicitly state that the authors declare no competing interests.

AI Use Statement

[1] During the preparation of this manuscript, the authors used [Nama Tool + Versi] solely for **language editing (grammar, clarity, and readability)**. The authors **reviewed, revised, and verified** the final text and **take full responsibility** for the content of the publication.

[2] The authors used [Nama Tool + Versi] to support initial drafting and/or structuring of parts of the manuscript. All AI-assisted outputs were critically reviewed, rewritten where necessary, and verified against the study data and cited sources. The authors remain fully accountable for the accuracy, originality, and integrity of the manuscript.

[3] The authors did not use generative AI or AI-assisted tools in the writing, editing, or preparation of this manuscript.

Additional Information

Correspondence and requests for materials should be addressed to: [email korespondensi].

List the ORCID iD for each author (if available) using the full URL format. ORCID ensures unambiguous author identification and accurate attribution of scholarly work.

[Nama 1],  <https://orcid.org/xxxx-xxxx-xxxx-xxxx>

[Nama 2],  <https://orcid.org/xxxx-xxxx-xxxx-xxxx>

[Nama 3],  <https://orcid.org/xxxx-xxxx-xxxx-xxxx>

Book

Taufik, Zulfan. *Dialektika Islam dan Humanisme: Pembacaan Ali Syari'ati*. Jakarta: Ongram Books. 2018.

Journal

Masruri, Ulin. "Pelestarian Lingkungan dalam Perspektif Sunnah." *At-Taqaddum* 6, no. 2 (2014):411<<http://journal.walisongo.ac.id/index.php/attaqaddum/issue/view/2014>>

Thesis and Disertation

Ingram, R. J. "Historical Drama in Great Britain from 1935 to the Present." unpublished doctoral thesis, University of London, Birkbeck College. 1988.

Articles in Nespapers and Magazines

Schmidt, Michael. "Tragedy of Three Star-Crossed Lovers." *Daily Telegraph*. 1 February 1990

Online database

Bach, Kent. "Performatives." in *Routledge Encyclopedia of Philosophy* <<http://www.rep.routledge.com>> {accessed 3 October 2001}

Digital and social media

Dominato, Gabriel. *Morceaux de conversation avec Jean-Luc Godard*, online video recording, YouTube, 10 January 2013, <https://www.youtube.com/watch?v=_XcuHub-S8o> {accessed 10 October 2017}

Interview

Sinangguli, Sinaga (Leader community), *Interview*, Sunday, 16 Februari 2017