





## Scarsdale Fourth Grade eLearning Resources

Scarsdale provides students access to the following online services.

 The BrainPOP logo features the words "Brain" and "POP" in a black, sans-serif font. "Brain" is positioned above "POP". A light blue, irregular oval shape is behind the text, with a darker blue swoosh-like shape behind the "POP" part.	<p><b>Brainpop</b> offers students the opportunity to view short animations that teach a wide variety of topics. Use the Library page.</p>
 The edublogs logo is written in a light blue, rounded, cursive-style font. Above the "logs" part of the word, there are three short, orange, radiating lines.	<p>Some classes have accounts-ask your teacher. <a href="https://blogs.scarsdaleschools.org">blogs.scarsdaleschools.org</a></p>
 The Google Suite logo consists of a row of six icons: a red and white envelope (Gmail), a blue calendar icon with the number "31", a blue document icon with a white list, a green document icon with a white grid, a green and blue triangle icon (Google Drive), and a yellow document icon with a white square. Below these icons, the words "G Suite" are written in a large, grey, sans-serif font.	<p><b>Google Suite</b> Students can access these Productivity and Collaboration tools by visiting <a href="https://google.com">google.com</a> and clicking <a href="#">Sign In</a>. Students log in with their full district email address and password.</p>
 The Lexia Core5 Reading logo is a blue square with rounded corners. Inside the square, the words "CORE5" are written in a bold, blue, sans-serif font. Below the text, there are white, wavy lines representing an open book. The background of the square is a gradient of blue with small white stars.	<p><b>Lexia Core 5 Reading-</b> Teachers provide details.</p>



Mystery Science



**Reflex Math**

[Students independently practice Math fact fluency with this online resource.](#)



**Tales2go**



**Tynker** Students can practice their programming skills using these Tynker tutorials.



Students may continue their typing practice at home by visiting the [Fox Meadow Typing Club](#) and clicking Sign in with Google. Students should:

1) Practice no more than 15 minutes day; 2) Type with proper Body and Home Row hand position; 3) Try typing without looking down at the keyboard



**WeVideo** Cloud-based, collaborative, video editing tool. Students may work together remotely. But only one editor is allowed at a time. To access, click Login, then Login with Google. WeVideo is a free program, but upon request by the classroom teacher students can be assigned a license for premium access, thus removing the watermark from the free version.



Adobe Spark- This is a cloud-based, multimedia presentation tool. Students can easily add voice, images, text, and music to energize their narrative. Students would visit the Spark Video site and login as a Scarsdale student by following these instructions.



Invite students to record a Flipgrid video reflection that involves the following recommended presentation tips: Eye contact, Casual body language, Gestures, Confident voice... and trying not to sound rehearsed!

Students log in with Class Code provided by teacher.



“Interland is an adventure-packed online game that makes learning about digital safety and citizenship interactive and fun—just like the Internet itself. Here, kids will help their fellow Internauts combat badly behaved hackers, phishers, overshakers, and bullies by practicing the skills they need to be good digital citizens.”

Play Interland