

# **IK122T Pro Hunter GPS Tracker**

**User Manual V1.0**





camo and yellow IK122T Pro chipset and functions are the same, only the housing color is different

### What are differences between IK122T and IK122T Pro?

1. Two way communication with dog (with built-in microphone and speaker)
2. Dog Barking Indicator (Default off to save power, owner can turn it on by the APP)
3. Displays the dog's altitude on the map
4. Vibration alarm to train dog
5. Bigger size of the IK122T Pro, easier for antenna to capture GPS signal.

## How could I combine all my gps devices together and manage them at the same time?

-if you have only one gps collar, then you could just use the device ID number to login is ok, APP will remember your login record and it is easy to login next time.

-if you have an account already, please email us ([support@icargps.com](mailto:support@icargps.com)) in this way:

Add device 89062669305 to account ABCD

Notice: ABCD account must be existed.

-if you have more than 2pcs gps collar, and you don't have an account, please email us ([support@icargps.com](mailto:support@icargps.com)) with your account and devices numbers in the following format, our colleague will help you create account and combine all your devices together:

create a new account under name ABC:

device ID numbers:

89062669100

89062669101

89062669302

....

Notice:

-ABC could be your full name, nickname or your email, default password of your account is 123456

-No ID number quantity limit in your account

-Don't need your device password

-You can't create account by yourself, only our admin account can make it

-our support team will get in touch with for a new account name if the name you offer is existed.

## **Preface**

The most exciting moment about traveling in the wild is that a few hunting friends bring their hound or hunting dog to the mountain or forest for hunting.

But hunters are worry about their dogs . Because once the hunting dogs find the target, they will chase desperately. Once they chase the target, they will chase to a place we can't find.

These are all things that make hunters a headache.

Finding your beloved dog in the woods or mountains is much difficult.

What should I do when faced with this situation? The hunting dog GPS Tracker is a very good thing, as long as your hunting dog wear the locator, you can find it no matter how far the dog runs.

ICAR IK122T pro Hound Locator could help you solve this issue.

The new generation hound dog locator IK122T pro is loaded with Quectel EG915 telecom chipset, and the positioning Error is about 5-10 meters.

Equipped with 3.7V 4000mAh Li-Polymer battery, the appearance design is simple and elegant, and the PVC material is strong and durable.

Google Satellite Maps, Baidu Map, and A Map can be switched on the tracking platform.

With the ICAR positioning software, you can track the position of the hound anytime and anywhere. The map display combines the text description to clearly determine the location of the hound, and it is easy to know where the hunting dog is.

## **1. Overview**

IK122T Pro is a Hound GPS&Training Collar.

## **2. Features**

1. Live Location Updates
2. Dog Barking Indicator
3. Altitude Display
4. GPS Tracker IK122T Pro with Built-in Strobe Light
5. Upgrade network to support 2G+4G
6. 180 Days Tracking Route Playback
7. 1000 Positioning Storage Capacity
8. Geo-Fence
9. No Distance Limit for Tracking and Training
10. Electronic Shock to Train Dogs
11. IP68 Waterproof
12. Buzzer to Help Find Dog
13. Multi-Dog Tracking with Color-Coded Routes (Up to 21 Dogs)
14. Two-Way Communication – Talk & Listen to Your Dog Anytime

## **3. Applications**

- Pet tracking
- Hunter tracking
- Cow tracking
- Goat tracking

## **4. Specifications**

Item	Specifications
Dimension	79*40*40 mm

Weight	IK122T pro: 154g
Charging mode	USB charging DC 5V
Backup battery	3.7 V 4000mAh
Power consumption	40mA standby current
Working temperature	-20°C to 65°C
Item	Specifications
Cellular Bands	<b>GSM:</b> 850/900/1800/1900Mhz LTE B1/B3/B5/B7/B8/B20/B28
Positioning	LBS/AGPS/GPS/Glonass
Tracking Sensitivity	-162 dBm
Sensor	Accelerometer
LED	RED&GREEN/ORANGE/BLUE
SIM Card interface	Nano SIM
Waterproof	IP68

## 5. IK122T interface






## **5. In the box**

- 1\* IK122T Pro GPS Tracker
- 1\* Magnet charging cable
- 1\* Quick Start Guide
- 1\* Collar
- 1\* Screw Driver
- 2\* Backup Screw for sim card Stopper
- 1\*Sim Card Pin
- 1\*Silicone Cover


## **6. Installation**

### **6.1 SIM Card installation**


1.Get ready a **Nano Sim Card** that support **INTERNET** with 30MB data per month.



2. Open the SIM Card stopper with screw driver



3. Insert Sim Card



#### **4. Turn on the Power button(5 seconds press)**

Orange light Fix: GSM/GPRS conversation start

Blue light Fix: GPS location successful

As below picture shown, the device has been activated.



#### **5.Set APN**

Use your phone to send command to your device number:

Command format: SL APNxxx,yyy,zzz

for example: SL APNcmnet,, (cmnet is Chinese apn,no apn user name,no apn user password)

7.Help your dog to wear the gps collar and you could track it on your phone application now.

Here is the video for how to track the IK122T on icargps app:

<https://youtu.be/TBbFOtaB0yM> (In english)

<https://www.youtube.com/watch?v=K0vF-MTz-b0> ( In Russia)

## 7.2 LED Indications

	Fix	Flash	Off
Orange Light	GSM/GPRS conversation start	No GPRS signal	Power off or in sleep mode
Blue Light	GPS location successful	No GPRS signal	Power off or in sleep mode
Red Light	charging		Full battery or charged full

## 7. SMS Commands List

Function	Command Format	explain
APN	SL APNapn content,apn user,apn password	SL APNcmnet,,
Domain&Port	SL DPa.icargps.net#7700#	IP&port also ok
Restart Device	SL RT	Restart the device
Center number	SOS,A,18948742396#	18948742396 is the center phone number
Back to factory	SL FT	Back to factory settings
Search Dog	SL XG	The device would Play one minute of music,they you could find it if near you.
Check Location	URL#	
Search dog via Buzzer	SL XG	
Search dog via LED	SLBSD	
Set E-shock Level	SLSHOCK3	Level1-9

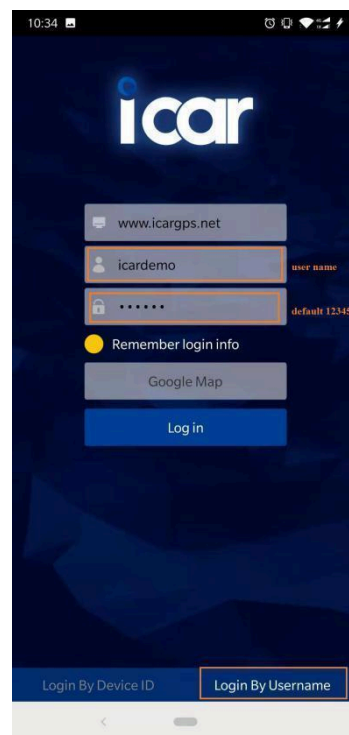
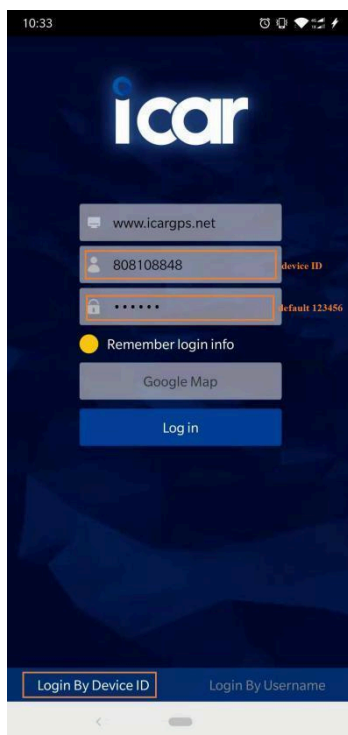
## 8. App & PC Tracking platform

### 8.1 App install & Login

- Search “**ICAR GPS**” in Google Play or apple store(or scan the following QR code) to download the Mobile APP;



- Choose the” **Login by Device No.**,
- Input **your device's ID number** and password(default is 123456) to login.




- Choose the” **Login by User name.**,
- Input **your user name** and password(default is 123456) to login.


### 8.2 PC login

- Web: [www.icargps.net](http://www.icargps.net), Choose “**ID No.**”

- Input **your device's ID number** and password(default is 123456) to log in



- Web: [www.icargps.net](http://www.icargps.net), Choose “**Account**”
- Input **user name** and password(default is 123456) to log in



## **9. FAQ**

### **1. Why there is so many “hieroglyphs” on the APP?**

The “hieroglyphs” is Chinese. Engineers have written many different language into the APP, but not including all language.

APP language adapts to your phone language. App shows in Chinese if it can't read your phone language, because the language is missing in the APP database.

-----  
How to solve this issue?

First, you could switch your phone to English. Second, get in touch with our customers service to upgrade the language database.

### **2. why can't log in app or platform?**

First, Please confirm that you use the right APP or Platform:

APP Name : ICAR GPS

Platform : [www.icargps.net](http://www.icargps.net)

Second : Make sure that you have chosen the right option to login:

Click “ID number login” if you want to log in with ID number;

Click “Account Login” if you have an account.

### **3. What's the APN?**

The APN is Acces Point Network of the sim card you are going to insert into the gps device.

Please check the APN with your Sim card operator.

Or check it by this link:

<http://www.unlockit.co.nz/mobilesettings/>

#### **4. How to set APN?**

Two ways: 1. send SMS commands to set APN 2. Tell us your APN, then we could help you set APN before shipping.

APN Command format: [SL APNinternet.beeline.ru,beeline,beeline](#)  
([apn:internet.beeline.ru;apn user name:beeline;apn user password:beeline](#))

#### **5. How Can I set IP and port?**

Normally, we have preset the IP and Port before shipping the gps trackers for customers.

Or you can send commands to set.

Commands format: SL DPxxx.xxx.xxx#xxxx#

E.g: SL DP113.98.254.178#7700# or SL DPa.icargps.net#7700#

#### **6. How can I get an account to log in on platform or APP?**

Please get in touch with ICAR GPS customers service team ([support@icargps.com](mailto:support@icargps.com)) to help you create an account if you buy more than 2pcs gps trackers.

Email us with the user name and password you want to use on our platform, and all ID numbers of the tracking devices you want to put under your account.

#### **7. Do I have to change IMEI?**

All our IMEI number is legal, so you don't have to change the IMEI.

You may have to change IMEI if you buy tracking devices from small manufacturer who offers illegal IMEI.

#### **8. What should I do if tracking device shows “unactivated” on platform?**

1). Check if the device is power on or not, if not, please recharge for it.

2). Check if you have insert the sim card in a right way, and your sim card offer enough data for the device (at least 30mb per month).

Notice: please don't use the sim card with Pin Code for gps device( it means the sim card that you have to insert a password on the sim card to use it), or you could ask your sim card operator to help cancel the password for you.

3).Check if the apn, IP,port has been set in a right way. Send command to check, command content: SL CX

4)Take the gps tracker and go out of the house, for better gps signal. And make sure the device is not covered by any metal.

### **9.Why does the device shows “offline” on platform?**

1).Check if there is Cut off alarm or Remove Alarm and Low Power Alarm on APP, device will show offline if it has been disconnected.

Reinstall or Recharge for the device to make it online is ok.

2)Check if you should recharge for the sim card for enough data.

3).Check if the apn, IP,port has been set in a right way.

### **10. Why does the gps device shows incorrect positioning? Or why my device shows it's in China? Why my device show it is in the sea?**

That's the last location of the gps tracker before shipping.

Or the device can't find gps signal, it shows incorrect location.

Please put the device in open area for better gps signal. (near the window or take it out of the house and go to street)

### **11. Why the tracking device shows incorrect time?**

Please update the correct timezone for your device on platform.(APP doesn't support timezone change)

### **12. How to choose sim card?**

Please confirm 2G network still work in your country or not and make it clear what

kind of tracking device you are going to buy?( 2G/3G/4G).

Make sure the sim card you buy supports 2G/3G/4G frequency bands and it come with that the card has enough currency and credit to support at least 30MB data per month.

And the sim card can work without password, that means it didn't come with pin code.

### **13. How can I tell if the gps tracker locate in a right way or not?**

- 1).check if the location address is right or not.
- 2).check if the location way is correct or not: shows GPS+LBS or GPS+Glonass .
- 3).Check if the time is right or not.

### **14.Why device doesn't response to sms commands?**

- 1).check if insert the sim card right and well
- 2).check if sim card with credit
- 3).check if sim card support your device frequency bands or not:  
  
2G network and frequency band: GSM+GPRS, 850/900/1800/1900Mhz  
  
3G frequency bands: WCDMA , 850/900/1900/2100 Mhz  
  
4G frequency bands: LTE , frequency bands different for different country.
- 4).Is there a pin code on the sim card? If yes,please contact sim card operator to help cancel it, or try another sim card from different operator.

### **15. I buy gps device from Gooxota, is it original one?**

Yes, Gooxota is subbrand of icargps, which will focus on hunting hear.

all devices from Gooxota official store is original.