Copyright © 2025 by Eric Ching

All rights reserved.

The scanning, uploading, and distribution of this book without permission is a theft of the author's intellectual property. If you would like permission to use material from the book(other than for reviewing purposes), you may contact the author at ericchingdrums@gmail.com. Otherwise, just get your drummer friend to pay for another copy.

Written in Houston in March of 2025

www.ericchingdrums.com
www.instagram.com/ericchingdrums
www.instagram.com/drumlessonswithericching
www.patreon.com/c/ericchingdrums

For Zoom lessons, questions, and all other inquiries, please reach me at:
ericchingdrums@gmail.com

Introduction

Beginning Snare Drum And Drum Set Method Vol 1 is an introductory book for the aspiring student who is looking to get into the world of percussion for the first time. It's also a useful tool for the professional educator and is best used with a teacher. The concepts are introduced gradually, but the pieces aren't necessarily in order of difficulty and can definitely be played out of order.

Each of the lessons introduces a new rhythm or concept like quarter notes, quarter rests, eighth notes, piano/forte, accents, sixteenth notes, eighth rests, buzz strokes, mezzo piano/mezzo forte, and crescendos/decrescendos. Within each lesson, there are a number of etudes, solos, grooves, fills, and overarching rhythms for improvisation. There is also space for you to compose at the end of each lesson so that you can begin to exercise your creativity as soon as possible. At the end, I have also included abbreviated sheet music for a handful of popular songs.

A lot of the beginning drum books out there have you playing these exercises that don't necessarily sound like anything. If you zoom out, they just sound like random patterns so isn't quite clear for students why they should be playing something like 4 rights followed by 4 lefts. Therefore, I sought to write etudes and solos that have a certain melodic quality and lyrical to them. Each one has a certain arc and flow to it and resolves in a logical fashion. The etudes are shorter pieces that help you gain facility on the instrument in a broken down way while the solos sound more like songs on their own.

The grooves can be played on their own or you can play along with any number of popular songs and I listed a few that go with each groove. The fills are just sample ideas that help you work on going between a groove and a fill that's supposed to set up the following section. By repeating the 2 bars, it's a better way to prepare yourself for playing a fill as opposed to grooving for 15 bars, stumbling over a fill, and starting over.

The overarching rhythms for improvisation are where you play that rhythm over every single surface of the drum kit so that no shape feels foreign when you have to use it later. You will have already exhausted all of the possibilities.

I hope that you enjoy this book and continue with Vol 2 and 3 when you're done. Please reach out if you have any questions or ideas for additions.

CONTENTS

Quarter Notes and Quarter Rests

Eighth Notes

Piano and Forte

Accents

Sixteenth Notes

Eighth Rests

Buzz Strokes

Mezzo Piano, Mezzo Forte, Crescendo, and Decrescendo

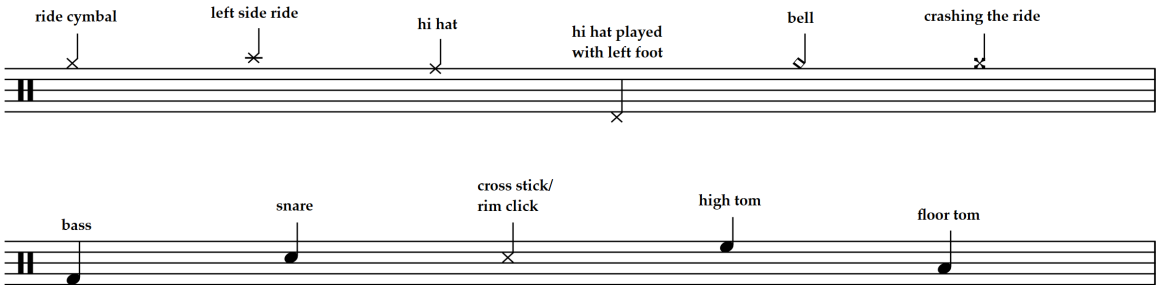

Lesson 1 – Quarter Notes and Quarter Rests

1.



2.



3.



4.



5.



6.



7.



8,



9.



Solo #1





Solo #2





Solo #3





Solo #4





Find the steady beat on any song and play quarter notes on any surface



Find the backbeat on almost any song and play 2 and 4



New Slang - The Shins



Do I Wanna Know? - Arctic Monkeys



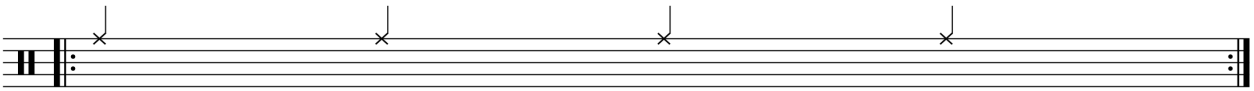



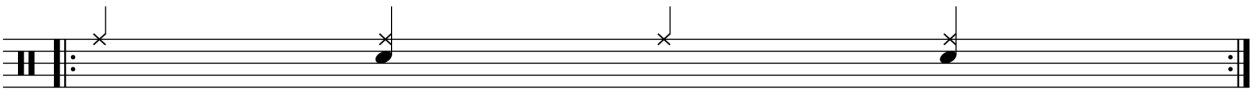



Improvise and play the rhythm from one line on the same surface or different surfaces. 1 measure, 2 measures, and 4 measures long



Open improvise unmetered and for 4 and 8 measures



Compose your own etudes, solos, grooves and overarching rhythms for improvisation with quarter notes and quarter rests

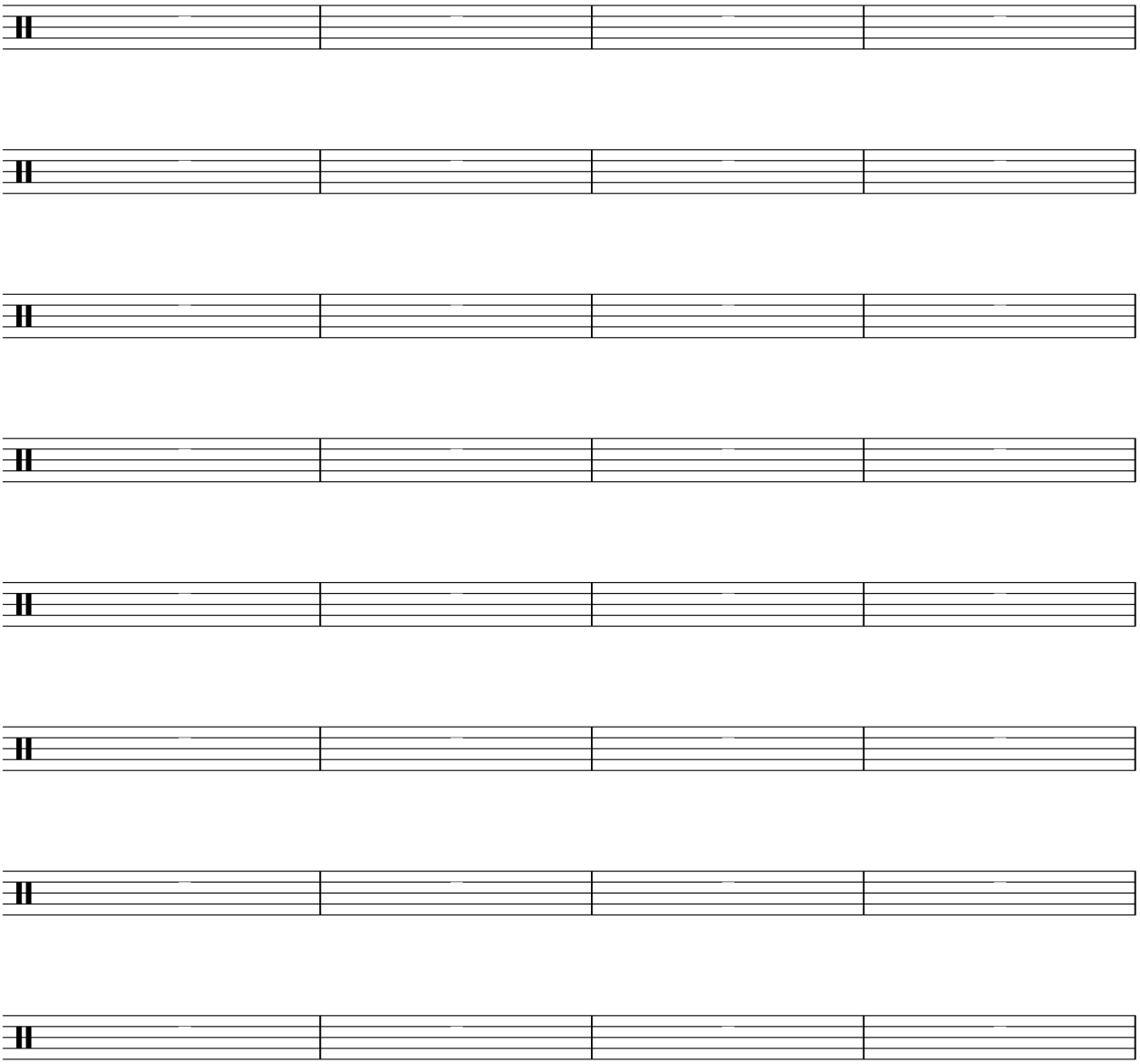

Lesson 2 - Eighth Notes

10.



11.



12.



13.



14.



15.



16.



17.



Solo #5





Solo #6



Solo #7



Solo #8



Solo #9



Solo #10



We Will Rock You - Queen



Billie Jean - Michael Jackson, Island In The Sun - Weezer, Find A Way - A Tribe Called Quest, Dreams - Fleetwood Mac



Thank You - Sly & The Family Stone



Beverly Hills - Weezer



End Of Beginning - Djo



Please Mister Postman - Beatles or Twist and Shout - Beatles



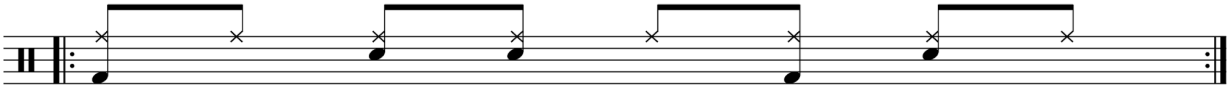

Dog Days Are Over - Florence And The Machine



Stand By Me - Ben E King



Baby It's You - Beatles

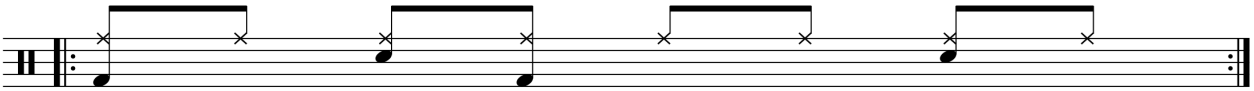

Say It Ain't So - Weezer or She Caught The Katy - Taj Mahal

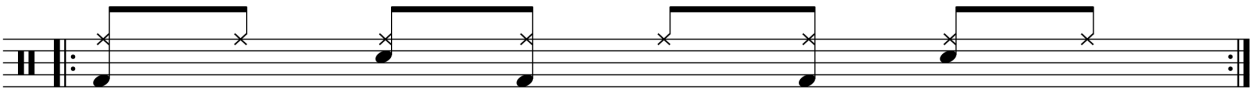

My Girl - The Temptations or Sittin On The Dock Of The Bay - Otis Redding



Stayin Alive - Bee Gees, Old Time Rock & Roll - Bob Seger, or Sharp Dressed Man - ZZ Top



Satisfaction - The Rolling Stones



When You Were Young - The Killers



Fills



Improvise and play the rhythm from one line on the same surface or different surfaces. 1 measure, 2 measures, and 4 measures long



Open improvise unmetered and for 4 and 8 measures



Compose your own etudes, solos, grooves, fills, and overarching rhythms for improvisation with the addition of eighth notes

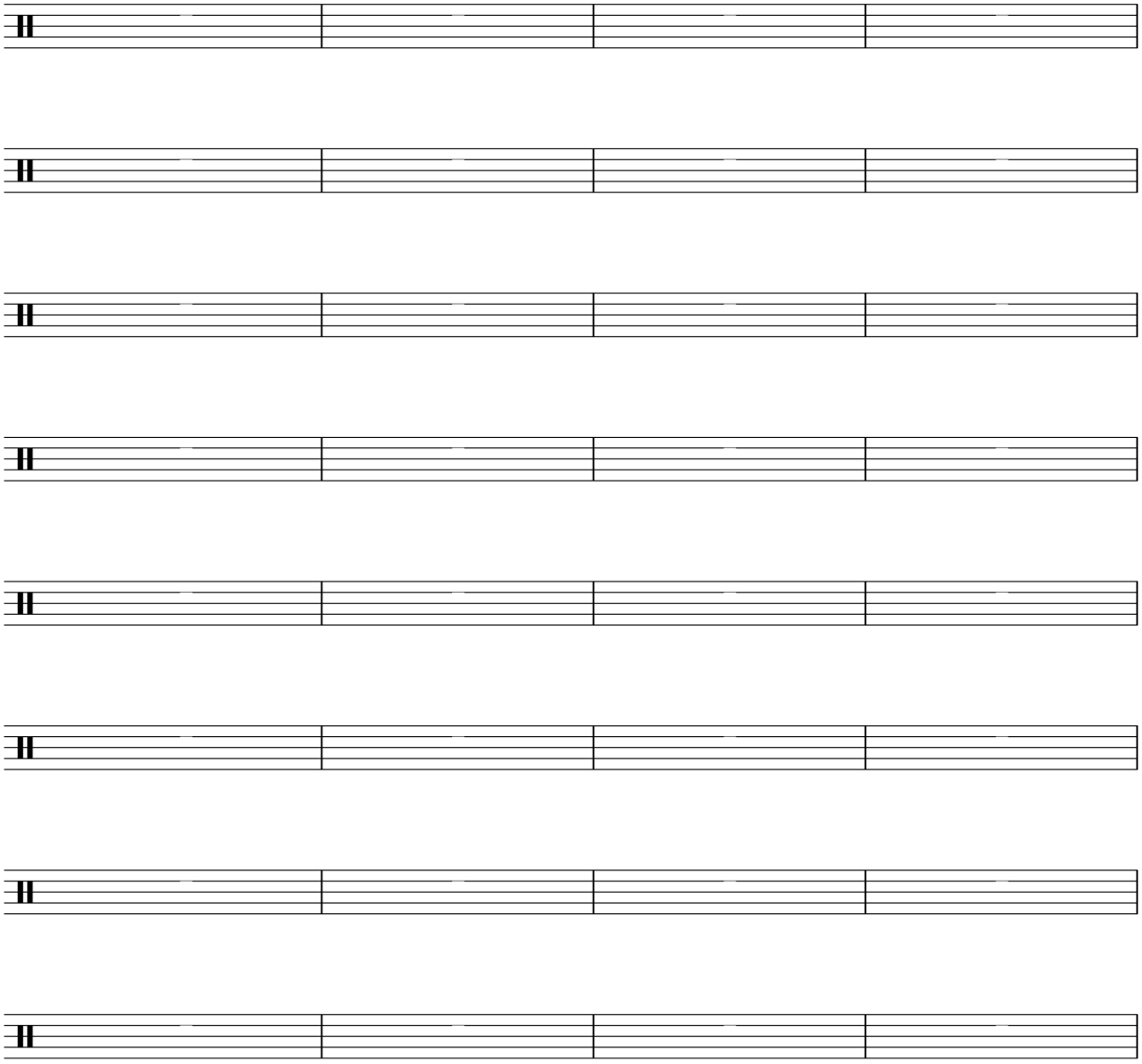

Lesson 3 – Piano and Forte

18.


R L R L R L R R L R L R L R
f
p
R R L R L R R L R L R
f
p

19.


R L R L R L R R L R L R L R
f
p
R R L R L R R L R L R
f
p

20.


R R L R L R R L R L R L R R L R R L R L R L R
p
R R L R L R R L R L R L R R L R R L R
f

21.


R R L R L R R L R L R L R R L R R L R L R L R
p
R R L R L R R L R L R L R R L R R L R
f

22.


R L R R L R R L R R L R L R L
f
p
R L R R L R R L R L R L R
f
p

23.





Solo #11









Solo #12









Improvise and play any rhythm with these dynamics



Open improvise unmetered and for 4, 8 and 16 measures



16

Compose your own etudes, solos, grooves, fills, and overarching rhythms for improvisation with the addition of piano and forte dynamics

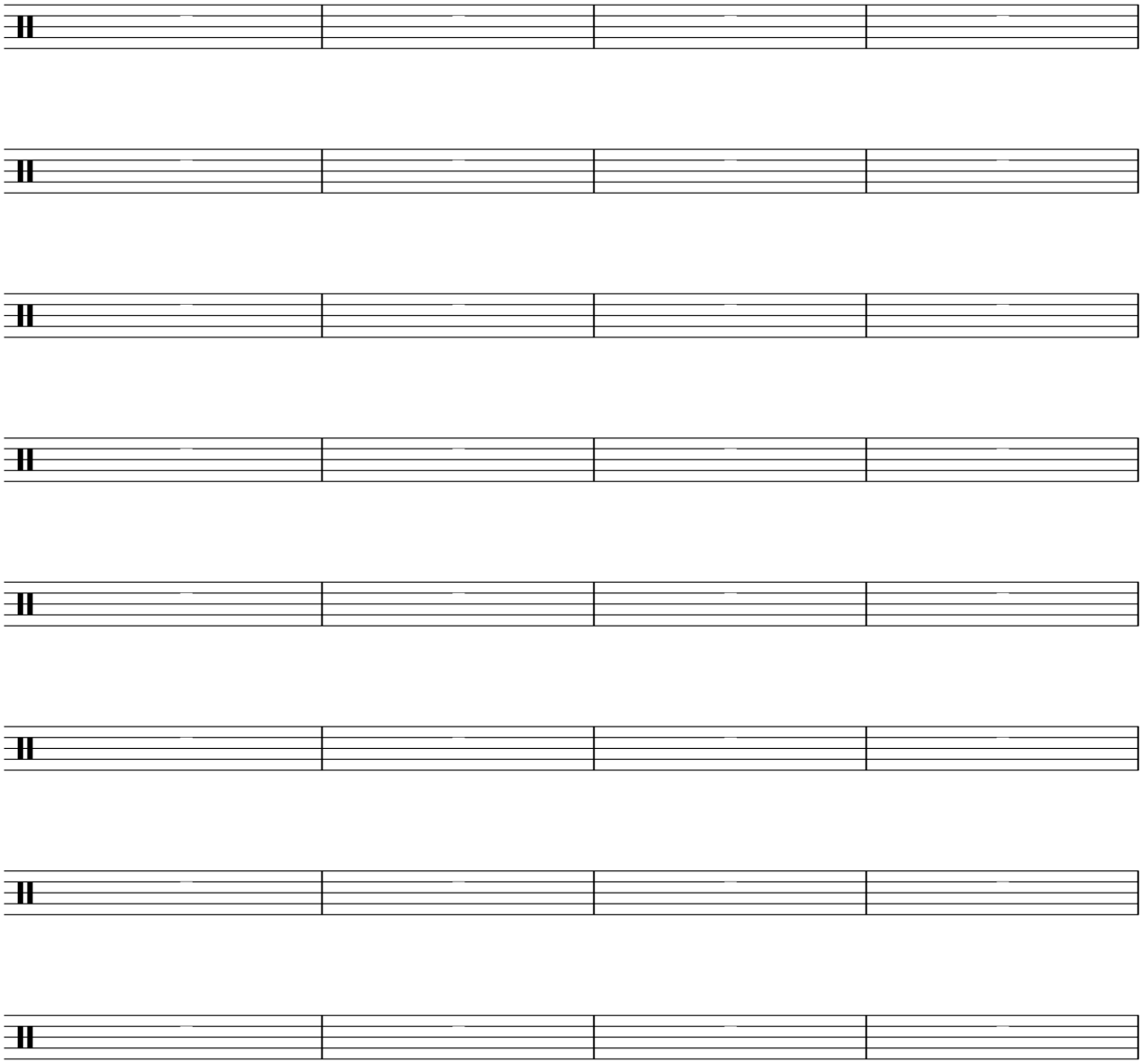

Lesson 4 - Accents

24.


R L R L R L R L R L R L R L R L
R L R L R L R L R R L R

25.


R L R L R L R L R L R L R L R L
R R L R R L R L R

26.


R L R L R L R R L R L R R L R
R L R L R L R L R L R R L R L R L L R L R L R

27.


R L R R L R L R L R
R L R R L R L R L R L R L R L R L

28.


R L R L R L R L R L R L R R L R L R L R L R L R L R
R L R L R L R L R L R L R L R L R L R L R L R R L R L R L R

29.



Solo #13



Solo #14




Fills
fill

20 Improvise and play the rhythm from one line on the same surface or different surfaces. 1 measure, 2 measures, and 4 measures long



Open improvise unmetered and for 4, 8 and 16 measures



Compose your own etudes, solos, grooves, fills, and overarching rhythms for improvisation with the addition of accents

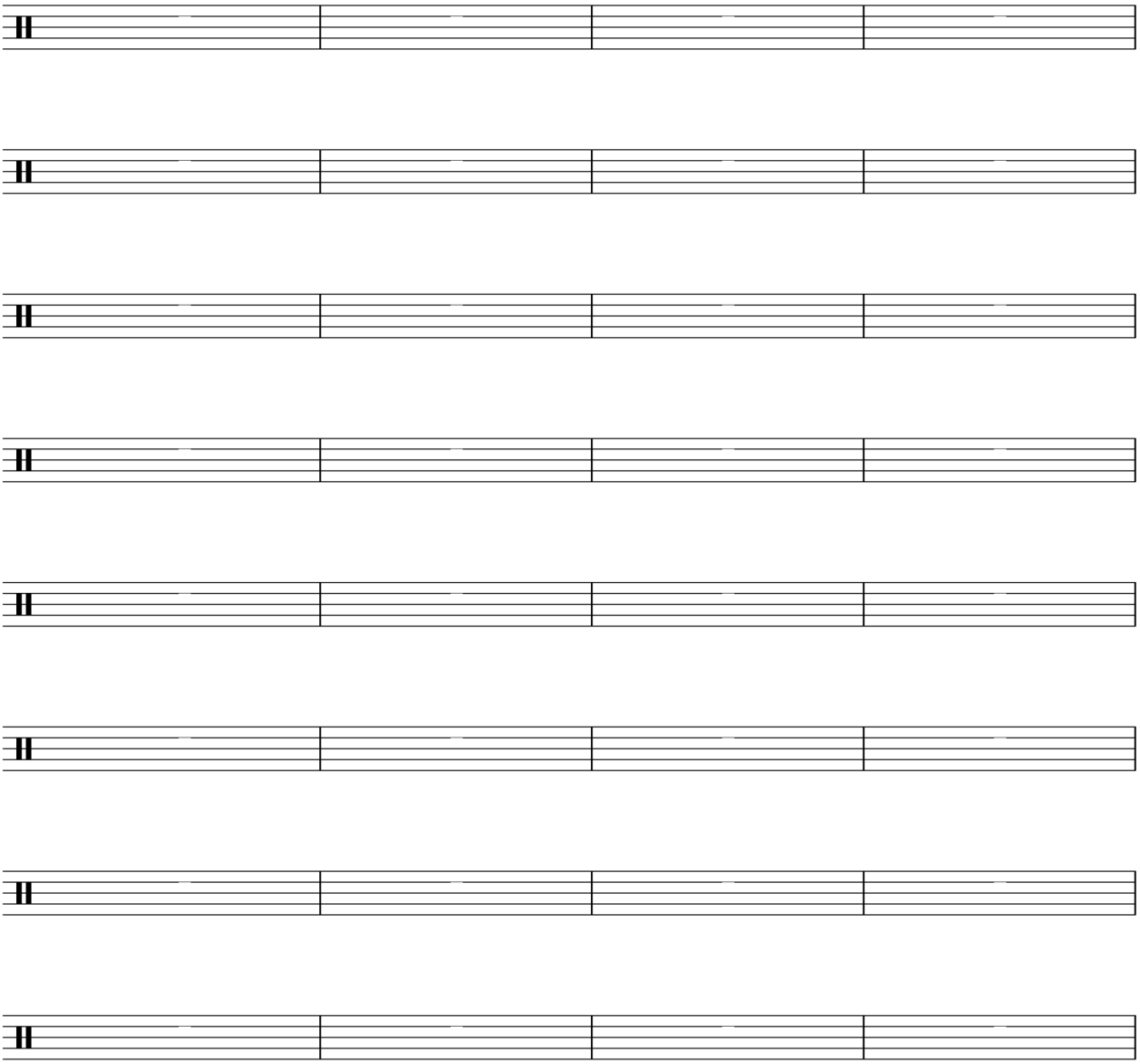

Lesson 5 – Sixteenth Notes

30.



31.



32.



33.



34.



35.



Solo #15



f



p



f



p *f*

Super Rich Kids - Frank Ocean



Give Up The Funk - Parliament



Signed Sealed Delivered - Stevie Wonder or Creep - Radiohead



The 6th Sense - Common

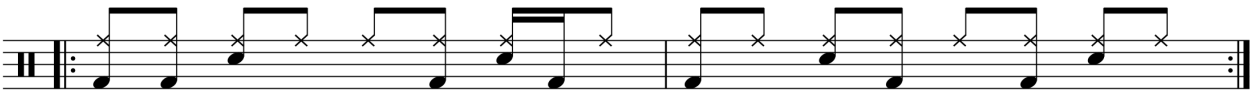

Fills



Improvise and play the rhythm from one line on the same surface or different surfaces. 1 measure, 2 measures, and 4 measures long



Open improvise unmetered and for 4, 8 and 16 measures



Compose your own etudes, solos, grooves, fills, and overarching rhythms for improvisation with the addition of sixteenth notes

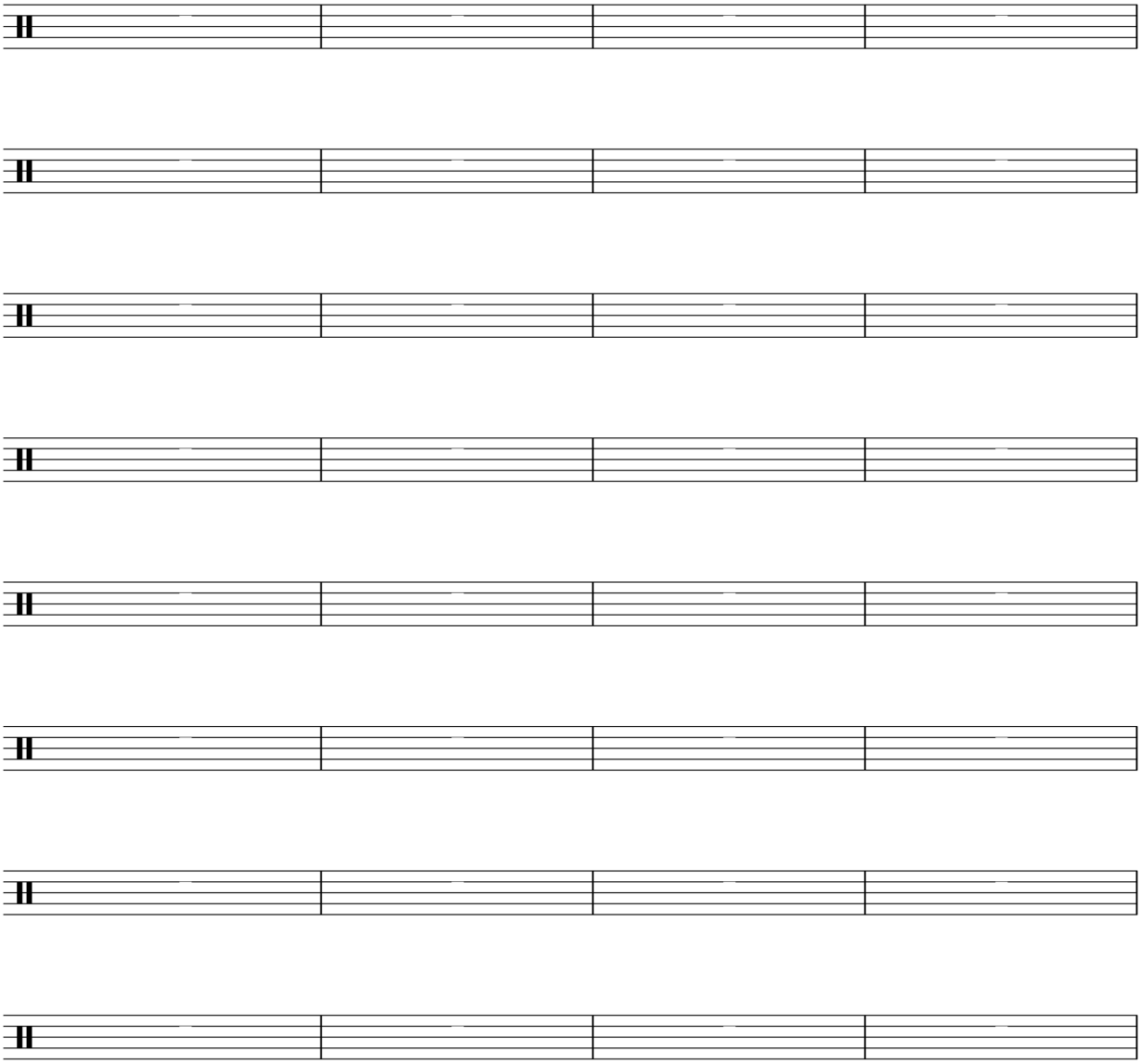

Lesson 6 – Eighth Rests

36.



37.



38.



39.



40.



41.



Solo #16


R L R L R L R L L R L R L R R L R R L R L R
p
R L R L R R L R L R L R L R L R L R L R L
R L R L L R L R R R L R R L R R L R L L R L R R L R R L R
f
L L L R L L L R R L R L R L R L R L R L R L R L R L R L R
p
f


Fills
fill

30 Improvise and play the rhythm from one line on the same surface or different surfaces. 1 measure, 2 measures, and 4 measures long



Open improvise unmetered and for 4, 8 and 16 measures

Compose your own etudes, solos, grooves, fills, and overarching rhythms for improvisation with the addition of eighth rests

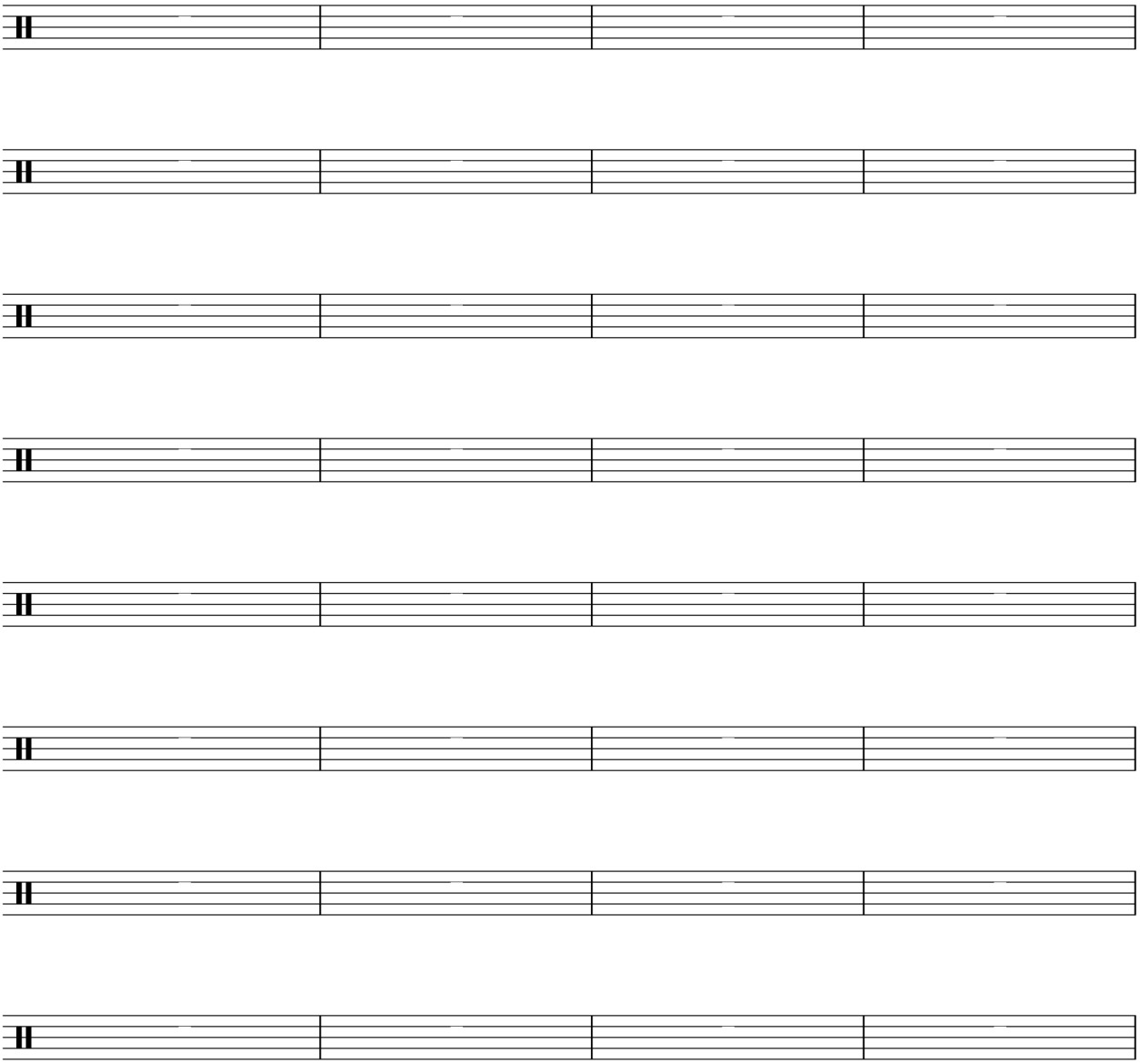

Lesson 7 – Buzz Strokes

42.



43.



44.



Solo #17


R L R L R L R L R L R L R L R L R L R L R L R L R L R L R L R L R L R L R L


fill

34 Improvise and play the rhythm from one line on the same surface or different surfaces. 1 measure, 2 measures, and 4 measures long



Open improvise unmetered and for 4, 8 and 16 measures



Compose your own etudes, solos, grooves, fills, and overarching rhythms for improvisation with the addition of buzz strokes

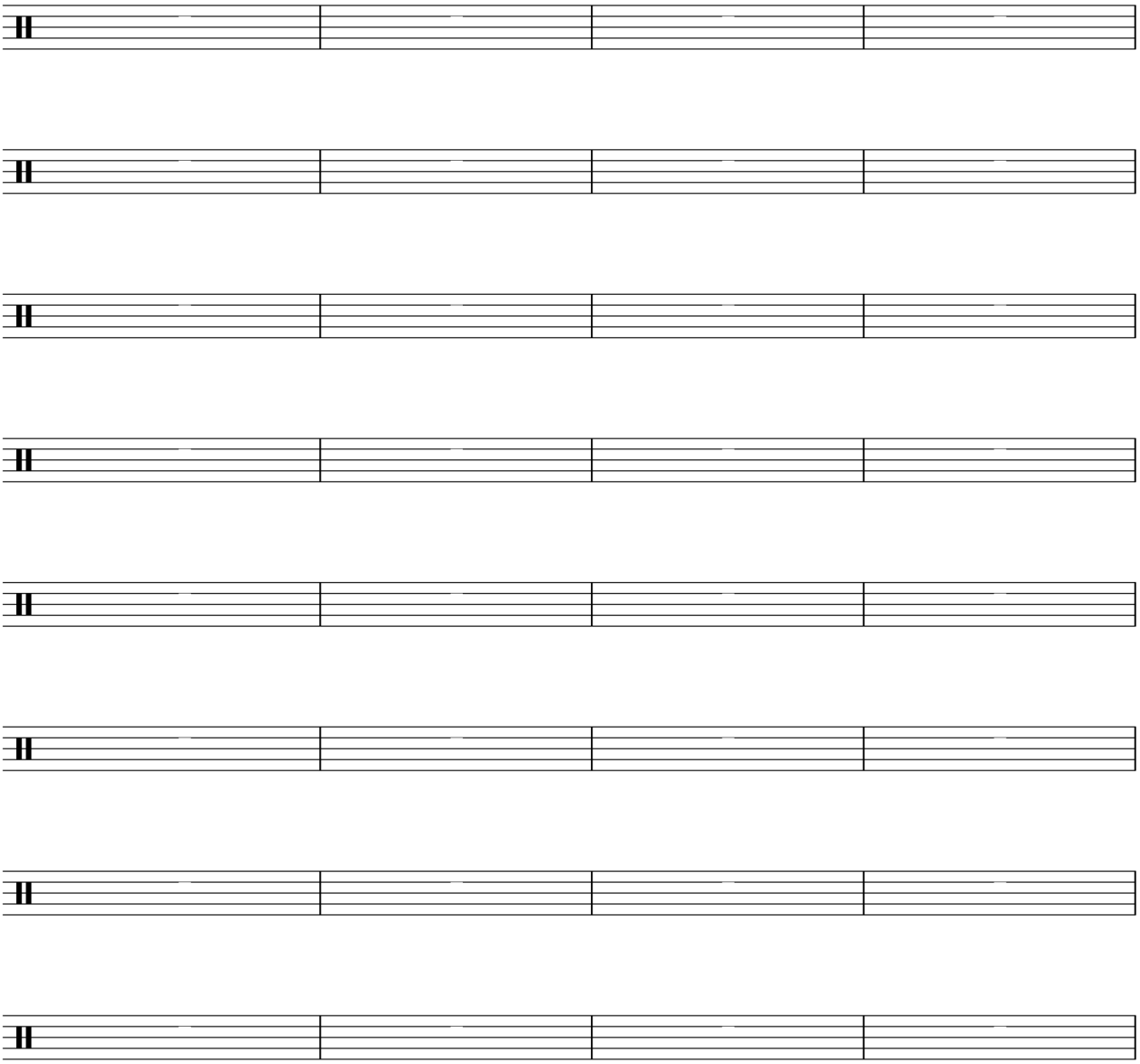

Lesson 8 – Mezzo Piano, Mezzo Forte, Crescendo, and Decrescendo


45.
R L R L R L R L R L R L R L R L R L R L R L R L R L R L R L R L R L R L R
p mp mf f
46.
R L R L R L R L R L R L R L R L R L R L R L R L R L R L R L R L R L R L R
f mf mp p
47.
R L R L R L R L R L R L R L R L R L R L R L R L R L R L R L R L R L R L R L R L R L R L R L R L R L R L R L R L R L R L R L R L R L R
p mp mf f
48.
R L R L R L R L R L R L R L R L R L R L R L R L R L R L R L R L R L R L R L R L R L R L R L R L R L R L R L R L R L R L R L R L R L R
f mf mp p
49.
R L R L R L R R L R L R L R R L R L R L R L R L R L R L R L R L R L R L R L R L R L R L R L R L R L R L

Solo #18


R L R L R L R L R R L R L R L R L

Improvise and play any rhythm with these dynamics



Compose your own etudes, solos, grooves, fills, and overarching rhythms for improvisation with the addition of mp/mf dynamics and crescendos/decrescendos

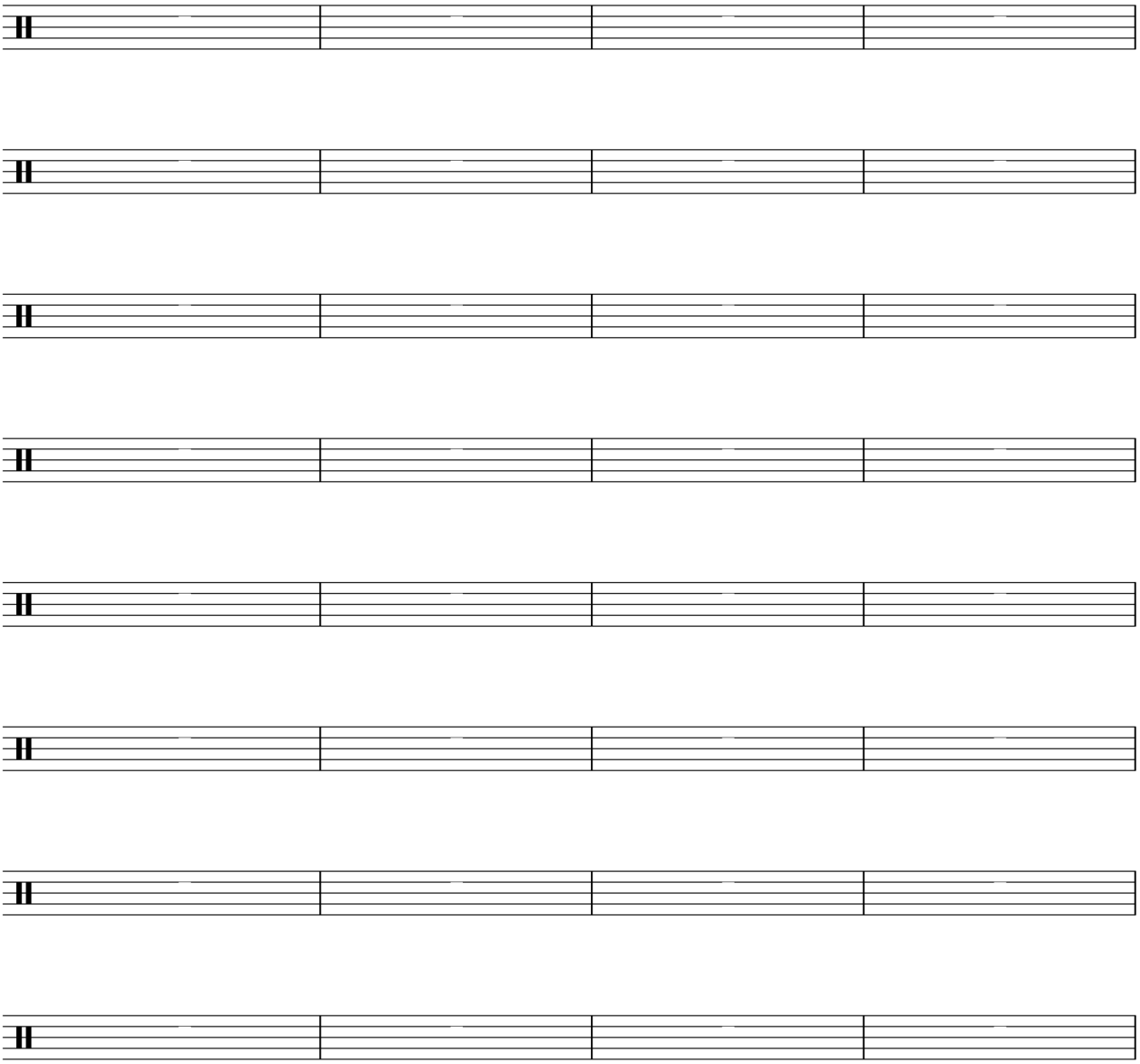

Yellow

Intro



Verse



Chorus



Let’s Stay Together



My Girl

Intro

4

fill

fill

Interlude

fill

4

4

fill

fill

Redbone



In My Life



Say It Ain't So