



OnPhD Candidate Badge

Earner Manual

This document provides guidance to the issuing of OnPhD candidate badges. These badges are a part of [the P2Pu course](#) to guide people toward creating their [Open and Networked PhD](#) candidacy. As you complete the tasks within the P2Pu course you will be issued badges. Once you have [all seven OnPhD candidacy micro-badges](#) you will be issued the OnPhD Candidate badge. Feel free to complete the P2Pu OnPhD Candidacy course and start working towards an OnPhD; <https://p2pu.org/en/groups/onphd-candidacy/>

What are Badges?

Badges are virtual representations (a graphic) of physical and mental achievements: education, skills, learning, involvement, community, etc. For example, you might earn a badge for attending an event like TEDx, demonstrating a project at a Maker Faire, learning a skill in a college or university class, or proving competency with a skill in girl scouts. When individuals display those badges on a public site, employers or institutions can click on the badge to find out what that individual had to do to earn the badge.

How does one earn badges?

“Earners” can earn badges as a means to ‘count’ or accumulate their learning experiences. Badges can be earned in many ways and these learning experiences can take place in and out of academia, informally and formally.

>> [Learn more about becoming a badge earner.](#)

What is the Badge Backpack?

The “Backpack” is an area hosted by Mozilla where individuals can house and group their badges. Once an individual receives a badge, they can add it to their Backpack.

>> [Create a Backpack account.](#)





How can you display your Badge?





The Earner has a few steps to complete in order to display a badge they have earned: 1) the badge Issuer must issue the badge to the Earner, 2) the badge Earner must set up an account on the Mozilla Backpack site, 3) the badge Earner must accept the badge the badge Issuer has given them and choose to 'push' it out to the Backpack, and, finally, 4) the badge Earner must select a way to display the badge on their chosen site.

>> [Learn more about displaying your badge.](#)

What are badges within the OnPhD Candidate badge system?

The OnPhD candidate badge system consists of the following seven micro-badges and one badge.

	<p>1. Describe your learning history - This is a cumulative description of all the works (formal and informal) you have completed to be considered toward your candidacy for an OnPhD.</p> <p>https://p2pu.org/en/groups/onphd-candidacy/content/describe-your-academic-history/</p>
	<p>2. Identify your domain of study - View and Discuss The described domain of study should be both broad and focused. This is to allow others to get a sense of both the knowledge domain and your focus.</p> <p>https://p2pu.org/en/groups/onphd-candidacy/content/identify-your-domain-of-study/</p>
	<p>3. Detail your contribution - What of considerable significance are you going to contribute to your chosen subject domain of knowledge?</p> <p>https://p2pu.org/en/groups/onphd-candidacy/content/detail-your-contribution/</p>
	<p>4. Methodology - Completion of a PhD requires a significant research project or major contribution to your chosen knowledge domain.</p> <p>https://p2pu.org/en/groups/onphd-candidacy/content/research-methods/</p>

	<p>5. Skills and Knowledge Development - Completion of a PhD level of knowing also requires the development of other related skills and knowledge.</p> <p>https://p2pu.org/en/groups/onphd-candidacy/content/skills-and-knowledge-development/</p>
	<p>6. Engage the community - How are you going to engage the learning community and your learning network.</p> <p>https://p2pu.org/en/groups/onphd-candidacy/content/engage-the-community/</p>
	<p>7. Seek supervision and endorsements - Identify the people in your learning network who are going to assist on your learning journey and help you get to finished.</p> <p>https://p2pu.org/en/groups/onphd-candidacy/content/seek-endorsements/</p>
	<p>The OnPhD Candidacy Badge - being awarded this badge will represent your completion of the OnPhD Candidacy course. And you could consider yourself an OnPhD Candidate.</p> <p>https://p2pu.org/en/groups/onphd-candidacy/</p>