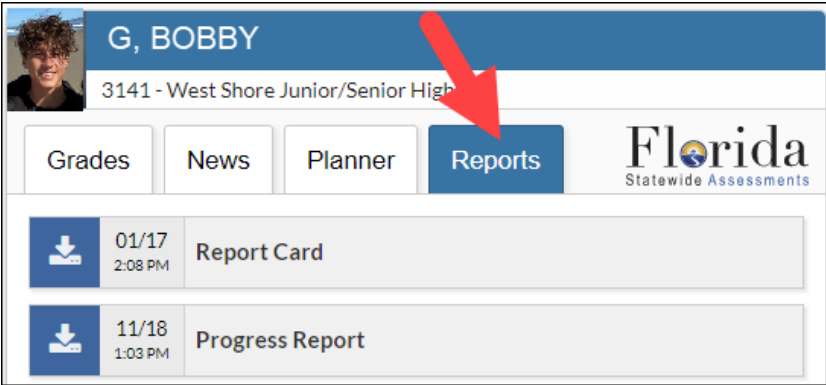
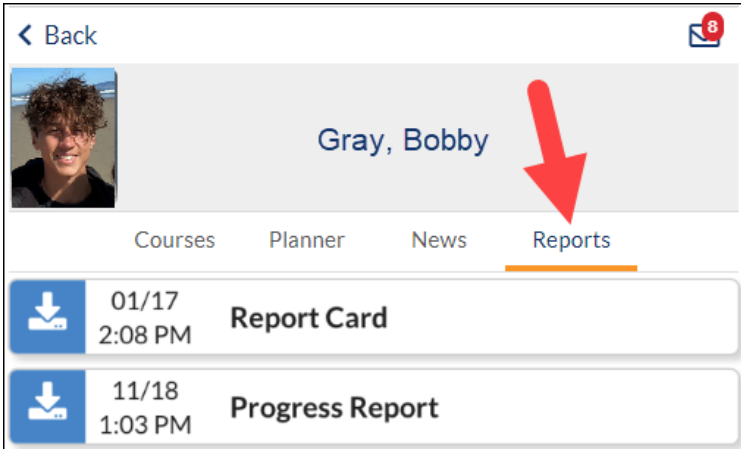
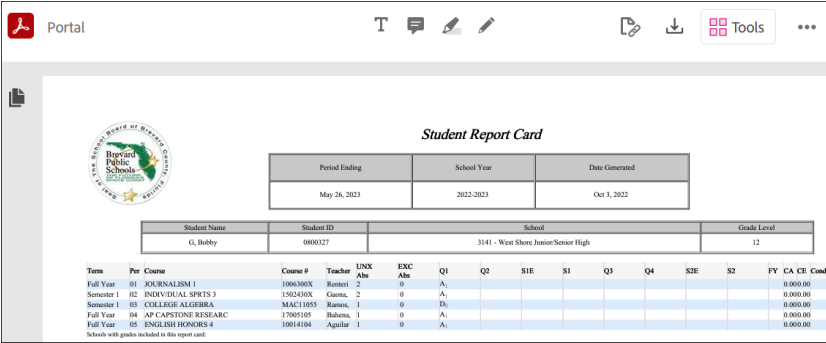


Focus for Parents

How to View Published Reports

Video: <https://bit.ly/bpsFocusParentFAQ>

<p>1. Log in to your Parent FOCUS account.</p> <p>In the student block, click the tab Reports.</p> <p>Available reports will display. The following reports in this example:</p> <p>Progress Report = Interim Report Report Card = 9-week Report Card</p> <p>Titusville High School Progress Report = Report Cards</p> <p>Elementary Schools Progress Report = Interim Report Q# - Grade 03-06 = Report Card Q# - Grade 01-02 = Report Card Q# - Grade K = Report Card</p> <p>Click the link and the report will open.</p>	<p>Computer View</p>  <p>Mobile App View</p> 
<p>2. A pdf of the report will open where the user can view, print, or download.</p>	
<p>3. To view Published Reports from previous years, change the dropdown at the top of the page.</p>	