Student Follow-up Assignments from Video Instruction

FIFTH GRADE

WEEK 1: AUGUST 31 - SEPTEMBER 4

READING/LANGUAGE ARTS		MATHEMATICS	
Materials/Resources Needed	**Assignment**	Materials/Resources Needed	**Assignment**
Book to read, paper, pencil	As you read this week, identify the literary elements of story structure in your text. Use this graphic organizer to keep track of your thinking as you read. 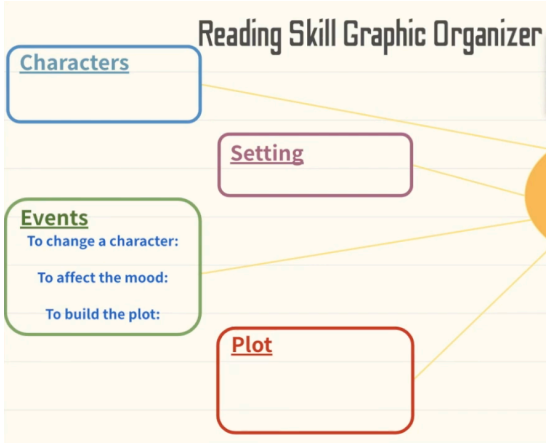	Paper, pencil	In the warehouse, there are ten pallets. Each pallet has ten containers on it. Each container has ten boxes in it. Each box has ten pool toys in it. We know there are 10,000 pool toys at the warehouse. One day, an order comes in for: • 1 pallet • 1 container • 1 pool toy How many pool toys will be left in the warehouse after this order is completed?
Paper and pencil	Write down on paper a conversation that you hear in your home or watch on TV. Give your conversation a title. Make sure you use proper punctuation and capitalization to show what people said in the conversation.	Paper, pencil, multiplication chart (if needed)	This is Lebron's work on a multiplication problem:

Student Follow-up Assignments from Video Instruction

			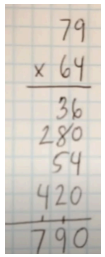 Is Lebron correct? ● Use estimation to explain why Lebron's answer is not reasonable. ● If Lebron is incorrect, what was his error? How would you correct it? ● Solve the expression 79 x 64 using a DIFFERENT method.
SCIENCE		**SOCIAL STUDIES**	
Materials/Resources Needed	**Assignment**	Materials/Resources Needed	**Assignment**
Paper and Pencil	Complete the Reasoning section of the C.E.R graphic organizer using the claim, and evidence that was provided in the video.	Paper and Pencil	1. Create a K-W-L Chart on your paper (just like the image below) about primary and secondary sources. Then, complete the first two columns (What you know and what you want to know).

Student Follow-up Assignments from Video Instruction

			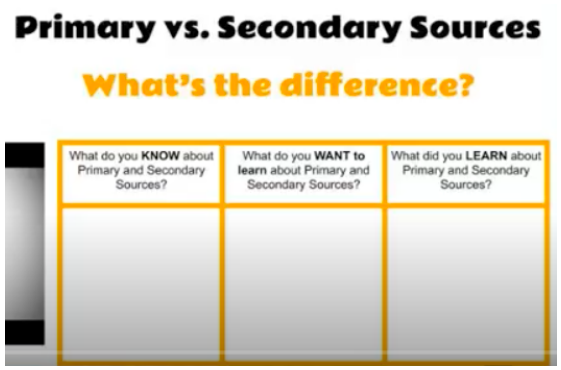 2. Complete the frayer vocabulary chart that you see below for the term "primary source". Use details from this lesson to complete the chart. 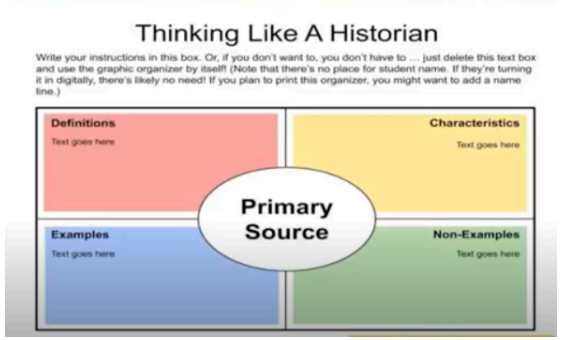 3. Complete the frayer vocabulary chart that you see below for the term "secondary source". Use details from the lesson to complete the chart.

Student Follow-up Assignments from Video Instruction

			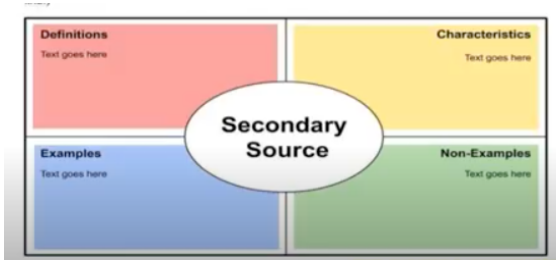
Paper and Pencil	Create a prototype or model that improves on our current high tech communication devices. Prototypes should be based on the problem posed with communicating over long distance.	Paper Pencil	Read Document A. Answer these questions: 1. Who wrote this? 2. What was the author's perspective? 3. Why was it written? 4. When was it written? 5. Where was it written? 6. Is it reliable? 
Physical Education		**Music**	
Materials/Resources Needed	**Assignment**	Materials/Resources Needed	**Assignment**
Paper/Pencil	<u>Journal Entry/Reflection:</u>	"Twinkle Little Star"	**Form:** Sing Twinkle, Twinkle Little Star"

Student Follow-up Assignments from Video Instruction

	Were you able to keep the ball under control during today's activities? Why or why not? How can you improve your foot dribbling skills?	*Paper *Crayons or markers	create a picture that represents ABA form. Sing the song while holding the pictures of the form. Record your performance.
Dance		**Visual Art**	
Materials/Resources Needed	**Assignment**	Materials/Resources Needed	**Assignment**
Paper, Pencil	As you watch and perform the "Spherebenderz" dance routine, identify the four spheres of the Earth. Use this diagram to help you!  On a piece of paper, copy these questions and fill in the blanks with the correct answers. 1. Geosphere - lay of the _____ 2. Hydrosphere - move like _____ 3. Biosphere - where _____ exists 4. Atmosphere - shifting through _____	Crayons, pencils, colored pencils, glue, scissors, paper.	Gather art materials from around your house (crayons, pencils, colored pencils, glue, scissors, paper.) Use the paper your school provided to make a sketchbook. Create an At Home Art Kit and a Sketchbook which you will use throughout the school year. Take a picture of these and email them to your art teacher or upload them to your google classroom.

Student Follow-up Assignments from Video Instruction

	Take a picture of your questions and answers and email them to your dance teacher or upload them to your google classroom		

FIFTH GRADE

WEEK 2: SEPTEMBER 7 - SEPTEMBER 11

READING/LANGUAGE ARTS		MATHEMATICS	
Materials/Resources Needed	**Assignment**	Materials/Resources Needed	**Assignment**
myBook 1, paper, pencil	Finish reading the selection, *Winds of Hope*. As you read, record your thoughts using the Big 3 Questions. Write down two new pieces of information you learned from this text. **The Big 3 Questions**: 1. What did the author assume I already knew? 2. What surprised me? 3. What challenged, changed or confirmed what I already knew?	Paper, pencil	Use the following numbers to complete the task (or create own 4-digit numbers) 3514, 6293 **Place** / Thousands / Hundreds / Tens / Ones **Value of Place** / **1000** / **100** / **10** / **1** **Digit** **Value of Digit** **Name** **Model**
	N/A - Holiday	Paper, pencil	There are 10,000 donuts in the

Student Follow-up Assignments from Video Instruction

			warehouse. They sold: ● 2 pallets ● 1 carton ● 2 boxes ● 5 donuts How many donuts are left in the office? What I know: ● Pallett = 1,000 donuts ● Carton = 100 donuts ● Box = 10 donuts ● Donut = 1
SCIENCE		**SOCIAL STUDIES**	
Materials/Resources Needed	**Assignment**	Materials/Resources Needed	**Assignment**
Science journal and pencil	**During video**- chart detailing organisms and its structures (humans, cactus, dolphins, rainforest plants) **After video**- n/a	Pencil Paper	After watching the video and reading the documents, 1. write down 1-2 questions you would ask a historian about how free blacks lived in the state of Maryland during the 1700s-1800s. 2. What more would you like to know? Write down 2 questions or topics you would like to learn more about.
Science journal and pencil	**During video**- C and E of CER answering the question “how do plants and animals internal and external structures help them survive in different environments”		N/A- Holiday

Student Follow-up Assignments from Video Instruction

	After video- Reasoning portion of the CER		
Physical Education		**Music**	
Materials/Resources Needed	**Assignment**	Materials/Resources Needed	**Assignment**
• A ball (paper ball, tennis ball, or other lightweight ball • A short-handled racket or paddle (or kitchen spoon spatula, or DIY paddle) • Another member of your household to volley with	 • If available, practice striking with another member of your household. Follow the critical elements for striking shown in the video • Use a stopwatch and time yourself to see how long you can keep the object from touching the ground. Write down your best time • Watch a sport such as tennis, golf, hockey, or baseball. Look for the critical elements of striking. Write down which sport you watched and the name of a player you saw using striking skills		N/A- Holiday
Dance		**Visual Art**	

Student Follow-up Assignments from Video Instruction

Materials/Resources Needed	Assignment	Materials/Resources Needed	Assignment
Paper, Pencil	**MOVING MOLECULES** **PART 1** - As you danced and embodied the three states of matter, think about the different "time signatures" of matter that you learned about through movement. 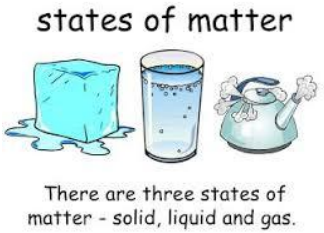 On a piece of paper, copy these questions and fill in the blanks with the correct answers. SOLID MOLECULES move _____, LIQUID MOLECULES move _____, and GAS MOLECULES move _____. Take a picture of your questions and answers. **PART 2** - Now, perform the following dance skills as if you are in each state of matter: TWIST 1 time like a solid, TURN 2 times like a liquid and JUMP 3 times like gas! *Be sure to email the picture of your written work and a video of your dance work to your dance teacher or upload them to your google classroom.*	Bottle or container Coloring Materials Paper	**Message in a Bottle** Write a message on a piece of paper about how you are feeling. Add an illustration to go along with that message. Roll up your paper and put it in a bottle that you decorate to keep it safe. Add messages throughout the school year about your thoughts and feelings. Take a picture of your decorated bottle that holds your messages and send a picture to your art teacher or upload it to your google classroom.

Student Follow-up Assignments from Video Instruction

FIFTH GRADE

WEEK 3: SEPTEMBER 14 - SEPTEMBER 18

READING/LANGUAGE ARTS		MATHEMATICS	
Materials/Resources Needed	**Assignment**	Materials/Resources Needed	**Assignment**
myBook 1, paper, pencil	Finish reading the selection, *Wheelchair Sports*. Continue to ask the Big 3 Questions. Write your response to, "What led Marilyn Hamilton to invent a new kind of wheelchair? **The Big 3 Questions**: 1. What did the author assume I already knew? 2. What surprised me? 3. What challenged, changed or confirmed what I already knew?	Paper, pencil, dice	Directions: Roll the die (or draw a number card). Write the number 10 with an exponent of whatever was rolled. Then write the number in expanded form and then the value using the chart below. Repeat 4 more times.

Exponential Form	Expanded Form	Value

Student Follow-up Assignments from Video Instruction

Paper, pencil	When we put the pictures you see and the words we read together, can you come up with one sentence that explains what this section is about? That sentence will be the main idea/central idea! 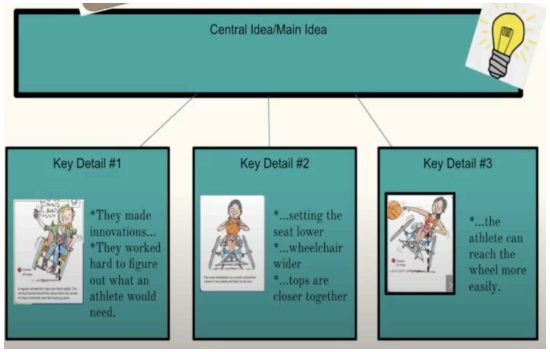	**Paper, pencil**	Copy the chart below and find the partial products of 649 x 53. 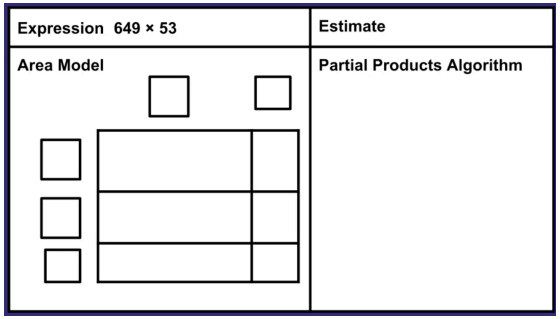
SCIENCE		**SOCIAL STUDIES**	
Materials/Resources Needed	**Assignment**	Materials/Resources Needed	**Assignment**
Paper and Pencil	Complete the started reasoning section of the C.E.R graphic organizer for the question that was posed.	Paper Pencil	After learning about 9/11 in this lesson and watching the video from this lesson, answer these questions: 1. If you could add something to the 9/11 memorials, what would it be? 2. How can memorials, in general, help societies understand the past and heal? 3. If you could change the world, how would you do it?

Student Follow-up Assignments from Video Instruction

Paper and Pencil	Students had to create a model to show how the brain and our senses work together to help us survive and thrive in our environment. How our sense receptors take in messages that go to the brain, then how the brain intercepts and responds.	Paper Pencil	Write these questions in your journal: 1. According to the text, how did Frederick Douglass impact the Woman's Suffrage Movement? 2. Who do you think created the source? Why was it important to the author to mention Frederick Douglass? 3. How is this historical information important to Maryland's history? 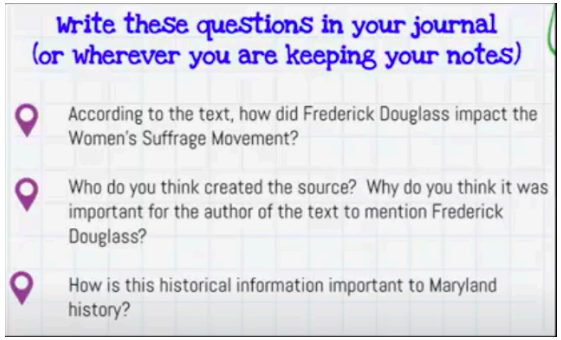
Physical Education		**Music**	
Materials/Resources Needed	**Assignment**	Materials/Resources Needed	**Assignment**
Pencil **Paper**	Perform exercises from each of the components of fitness **(Cardiorespiratory Endurance, Muscular Endurance, Muscular Strength, Flexibility, Power, Body**	*Paper * Pencil, *Crayons or markers	Review of Basic Rhythms: Notate your own rhythmic composition that has quarter notes, eighth notes. Make sure that it is 8 beats long.

Student Follow-up Assignments from Video Instruction

	Composition). Write down each exercise with the fitness component. Take a picture and submit to P.E. teacher.		
Dance		**Visual Art**	
Materials/Resources Needed	**Assignment**	Materials/Resources Needed	**Assignment**
PAPER, PENCIL (for Option 2)	**<u>MENTAL MOVES: JOURNEY TO JOY</u>** After watching this week's video, review the social dance movements we learned from a variety of time periods and cultures to express different emotions. **DISGUST (the wop), FEAR (the running man), SADNESS (the twist), ANGER (cabbage patch), JOY (bop and floss)** ***ASSIGNMENT OPTION 1*** - Teach and perform those moves altogether, in the order above (moving from "disgust" to "joy"). Dance these moves with a family member to a fun and appropriate song. Take a video of you and your family member performing the moves. Email the video to your dance teacher or upload it to your Google Classroom. ***ASSIGNMENT OPTION 2*** - Recall a time when you felt one of the emotions listed above. Write a short story about the memory, the emotion you felt and why. Remember to use proper punctuation and capitalization when writing your story.	Paper Pencil Coloring Materials	**Protest Poster** Think of an issue or personal cause that you'd like to see change. Create a drawing/poster of that cause in a creative way. Email a picture of your completed drawing/poster to your art teacher or upload it to your google classroom.

Student Follow-up Assignments from Video Instruction

FIFTH GRADE

WEEK 4: SEPTEMBER 21 - SEPTEMBER 25

<table>
<tr><th colspan="2">READING/LANGUAGE ARTS</th><th colspan="2">MATHEMATICS</th></tr>
<tr><td>Materials/Resources Needed</td><td>Assignment</td><td>Materials/Resources Needed</td><td>Assignment</td></tr>
<tr><td>Article or image, paper, pencil</td><td>Choose an article or an image. Write a summary (without giving away any spoilers). Remember, this should be more than one sentence.</td><td>Paper, pencil, deck of cards</td><td>Multiplication Judo
Directions:
1. Flip over 4 cards Place the number of your cards in the space labeled cards
2. Using the cards, create two 2-digit numbers and write them in the space labeled Numbers Formed.
3. Decompose each of the 2-digit numbers and write as sums in the space labeled Numbers as sums.
4. Determine the partial products for each number.
5. Add the products together to get your total.

<table><tr><th>Round 1</th><th>Round 2</th></tr><tr><td>Cards:</td><td>Cards:</td></tr><tr><td>Numbers Formed:</td><td>Numbers Formed:</td></tr><tr><td>Numbers as Sums:</td><td>Numbers as Sums:</td></tr></table></td></tr>
</table>

Student Follow-up Assignments from Video Instruction

<table>
<tr><td></td><td></td><td></td><td>
<table>
<tr><td>(__+__) x (__+__)</td><td>(__+__) x (__+__)</td></tr>
<tr><td>Partial Products:
__x__=__
__x__=__
__x__=__
__x__=__</td><td>Partial Products:
__x__=__
__x__=__
__x__=__
__x__=__</td></tr>
<tr><td>Total:</td><td>Total:</td></tr>
</table>
</td></tr>
<tr><td>paper, pencil</td><td>What words have wings for you? Create a poem using at least two forms of figurative language. Make a list of several random words and ask a family member to share a memory triggered by one of the words.</td><td></td><td></td></tr>
<tr><td colspan="2">SCIENCE</td><td colspan="2">SOCIAL STUDIES</td></tr>
<tr><td>Materials/Resources Needed</td><td>Assignment</td><td>Materials/Resources Needed</td><td>Assignment</td></tr>
<tr><td>Science journal and pencil</td><td>During video- Dusk milky phenomenon observations, questions, and wonderings/thoughts, a model of the phenomenon

After video- n/a</td><td>Paper
Pencil</td><td>Writing Task: What type of impact did Free African Americans make in Maryland during 1600s-1800s?

1. Make a hamburger diagram outlining the different sentences needed to answer this question in paragraph form.</td></tr>
</table>

Student Follow-up Assignments from Video Instruction

			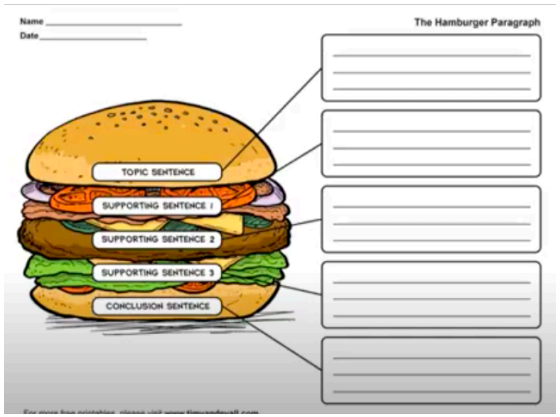 2. Use this draft to write your paragraph, answering the prompt with a topic sentence, details from the documents, and a closing sentence.
		Paper Pencil	1. <u>Predict</u>: Why do you think President Lyndon B. Johnson made his proclamation to acknowledge Hispanic Heritage Month? 2. <u>Read the primary source. Then answer</u>- according to this text, why did President Lyndon B. Johnson make the proclamation about Hispanic Heritage Month? 3. <u>Reflect</u>: What can you do to celebrate: YOUR heritage and ethnicity? The heritage and ethnicity of LatinX community?
Physical Education		**Music**	
Materials/Resources	**Assignment**	Materials/Resou	**Assignment**

Student Follow-up Assignments from Video Instruction

Needed		rces Needed	
Pencil, Paper	Write 3 sentences describing 3 different ways you can move through your space. -OR- Record a video of yourself moving through your space and one of the following: ● while tossing and catching an object ● While moving to the beat/rhythm so as to create a dance	Paper and Pencil, crayons, or markers.	Advanced Rhythms: Notate your own rhythmic composition that has quarter notes, eighth notes, and sixteenth notes. Make sure that it is 8 beats long.
Dance		**Visual Art**	
Materials/Resources Needed	**Assignment**	Materials/Resources Needed	**Assignment**
Paper, Pencil (for option 2)	**<u>Let's Move: Daily Activities</u>** After watching this week's video, think about your other daily activities that are a part of YOUR STORY EVERYDAY that were not in the dance you performed in the video.  		No Art this week

Student Follow-up Assignments from Video Instruction

	ASSIGNMENT OPTION 1 - Create a short dance where you perform your daily activities, in the order you do them daily (waking up through going to sleep). Dance these moves to a fun and appropriate song. Take a video of you performing the moves. Email the video to your dance teacher or upload it to your Google Classroom. ***ASSIGNMENT OPTION 2*** - Think about how your daily activities have changed now that you are learning from home. What is one thing you miss most about your daily activities that has changed recently? Why? Write a paragraph telling your teacher the one thing you miss most and why. Remember to use proper punctuation and capitalization when writing. Email your writing to your teacher or upload it to your Google Classroom.		