


Canvas for Parents

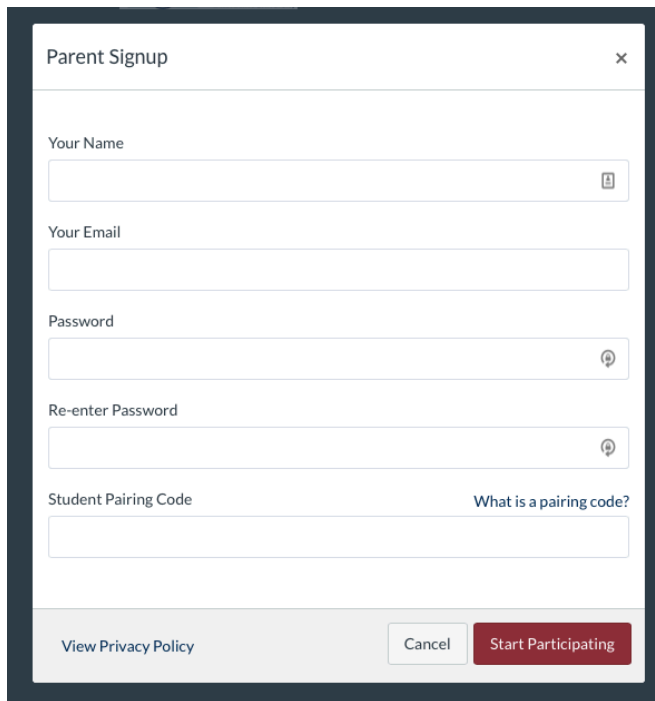
Did you know that you are able to connect to Canvas as a parent to support your child in their online learning activities. The following instructions will help you set up your Canvas parent account.

Sign up for a Canvas Parent Account

1. Visit the Edith Bowen Canvas page at <https://ebls.instructure.com/>.
2. In the top-right corner click the link that says, "Parent of a Canvas User? Click Here for an Account":



3. Fill out the Parent Signup Form:

A screenshot of a web form titled "Parent Signup" with a close button (x) in the top right corner. The form contains five input fields: "Your Name" with a user icon, "Your Email", "Password" with a lock icon, "Re-enter Password" with a lock icon, and "Student Pairing Code" with a link "What is a pairing code?". At the bottom, there is a "View Privacy Policy" link, a "Cancel" button, and a red "Start Participating" button.

4. The Student Pairing Code is a 6-digit code that you can find in your student's account. [Follow these instructions to help your student create a pairing code.](#)
5. Click "Start Participating" to join the Edith Bowen Laboratory School Canvas page where you can view your students courses as an observer.
6. If you have multiple children at Edith Bowen you can add additional pairing codes at: <https://ebls.instructure.com/profile/observees>

Additional Information

You can find additional information about using Canvas as a parent or "observer":

- [Canvas Observer Guide](#)

Use the Canvas Parent App

Once you have created a Canvas parent account you can also use the Canvas Parent App.

The Canvas Parent App can be downloaded on your mobile device:

iOS


- [How do I download the Canvas Parent app on my iOS device?](#)
- [Canvas Parent iOS App](#)

Android

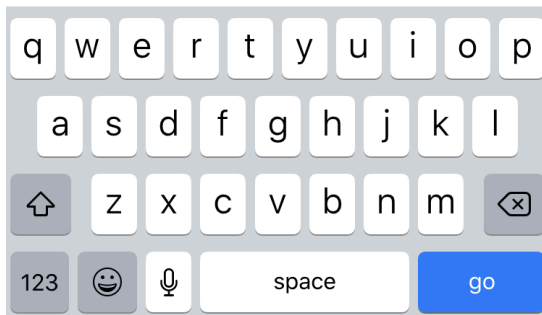
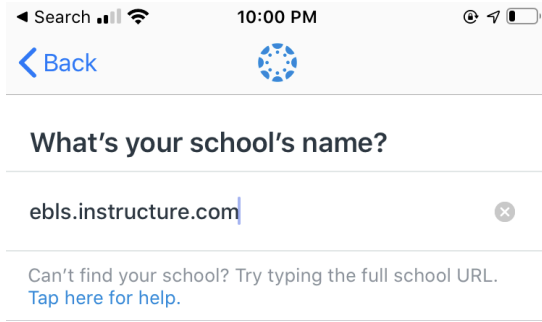
- [How do I download the Canvas Parent app on my Android device?](#)
- [Canvas Parent Android App](#)

Connecting to Edith Bowen

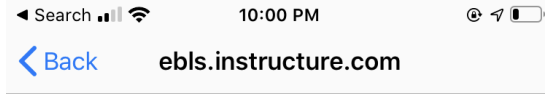
1. After you have installed the tool, you will need to connect to the school. Begin by opening the app and click “Find School”:



2. Type in ebls.instructure.com to find our school:



3. From there you will need to login to Canvas using the same material you used when creating your parent app. Enter your information and click “Log in”:

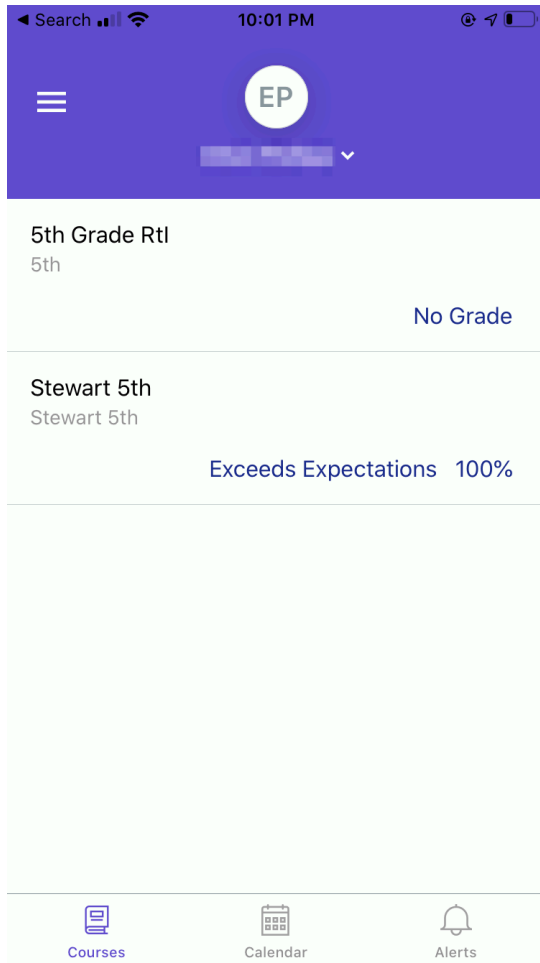


[Forgot Password?](#)

[Parent of a Canvas User?](#)

[Create Account](#)

4. You will now be able to view your child's courses, activities, and grades on your mobile device:



Additional Information

There is lots more that you can do with the Parent app that you can learn about below:

- [Canvas Parent iOS Guide](#)
- [Canvas Parent Android Guide](#)