

## Task 1

1- In your own words, what is the purpose of a SKETCH?

--

2- In your own words, what is the purpose of a TECHNICAL DRAWING?

--

Sketch - A \_\_\_\_\_ representation of a \_\_\_\_\_ idea with \_\_\_\_\_ essential details.

Technical Drawing - A \_\_\_\_\_ representation of a \_\_\_\_\_ idea with \_\_\_\_\_ essential detail.


**Word Bank:**

*Visual / General / Some / Specific / All*

What are some differences? Using the statement in the middle, draw a line from the middle column to the circle that best represents the statements in the word bank.

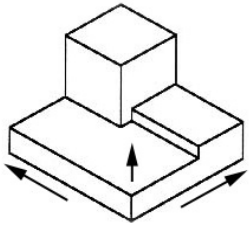


Word Bank
Expresses General Idea
Adequate Detail
As much detail as possible!
As many views as needed
Usually 1 or 2 views
Dimensions & Labels (optional)
Dimensions & Labels (required)
Drawing tools needed
Less time needed
Expresses Complete Idea

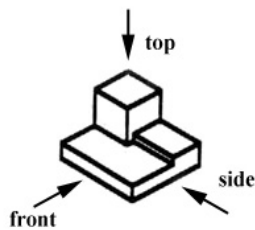
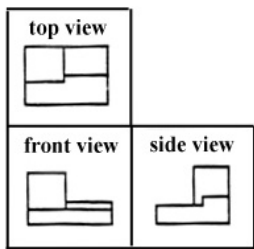


## Task 2 -

When creating a technical drawing, one must first understand how to draw using different perspectives.



Isometric Drawing - Provides a \_\_\_\_\_ view created at \_\_\_\_\_ degrees.



Orthographic Projections - Represents a three-dimensional view as a \_\_\_\_\_ view created at \_\_\_\_\_ degrees.

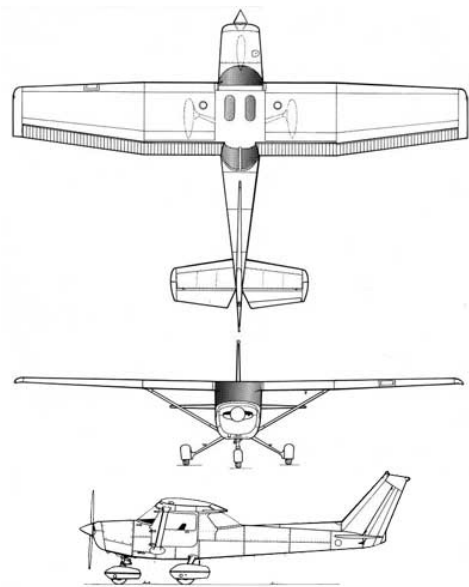
Orthographic projections are drawn from the following BASIC views:

- \_\_\_\_\_ is drawn as if you are standing on one side of the object and looking at it.
- \_\_\_\_\_ is drawn as if you are up in the sky looking down on the object.
- \_\_\_\_\_ is drawn as if you were standing in front of the object.

When would additional views be required that are not part of the ABOVE BASIC views?

Based on what you read and watched, what are some reasons why we use technical drawings such as isometric drawings and orthographic projections? **Be Specific.**

See the examples below:



**PRACTICE:** Time for you to give it a try! Fill in each view for the items listed below.

Item	Top	Front	Side
Car Tire			
Two Car Tires Connected by an axle.			

A School Bus			
A Slice of Pizza			
A Car			
A Bicycle			