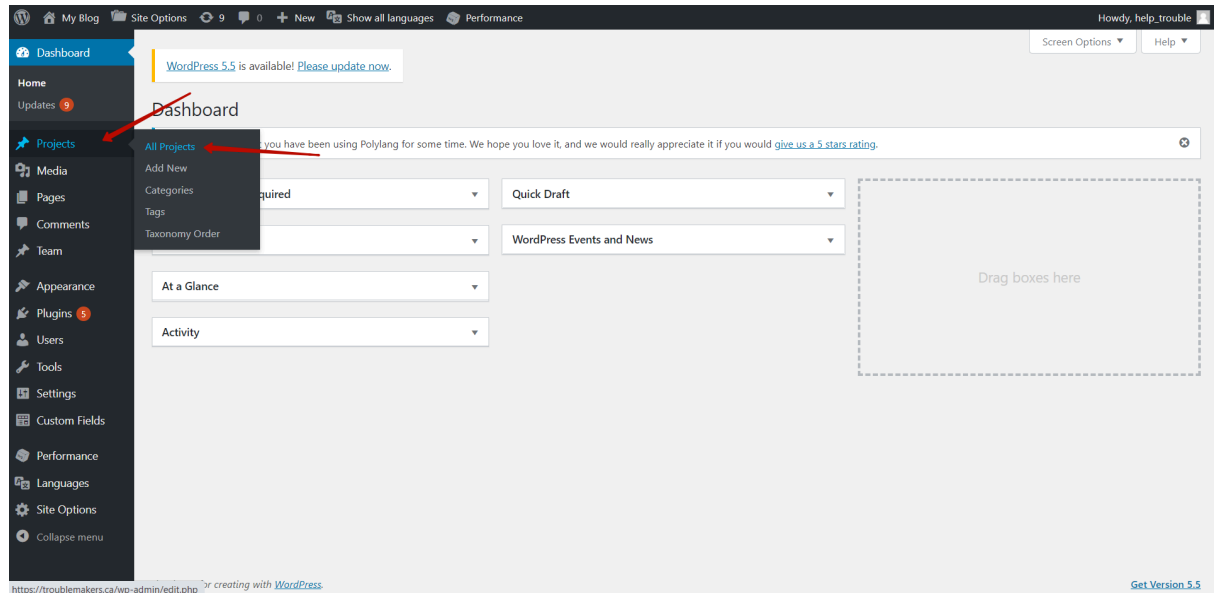
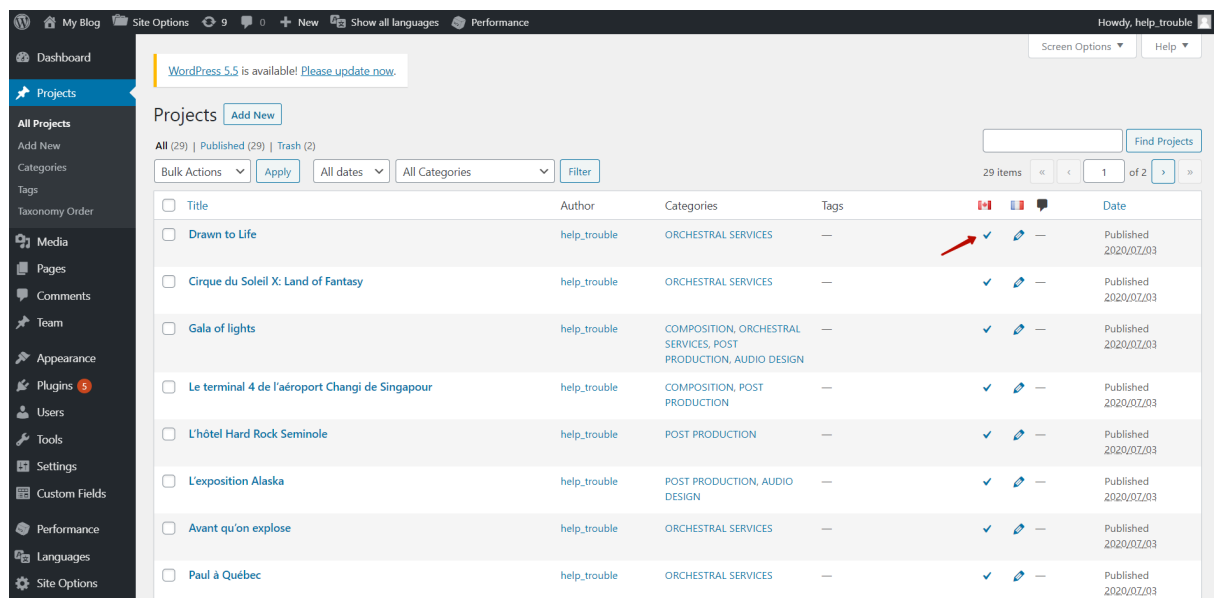


1. Adding new projects, categories and services

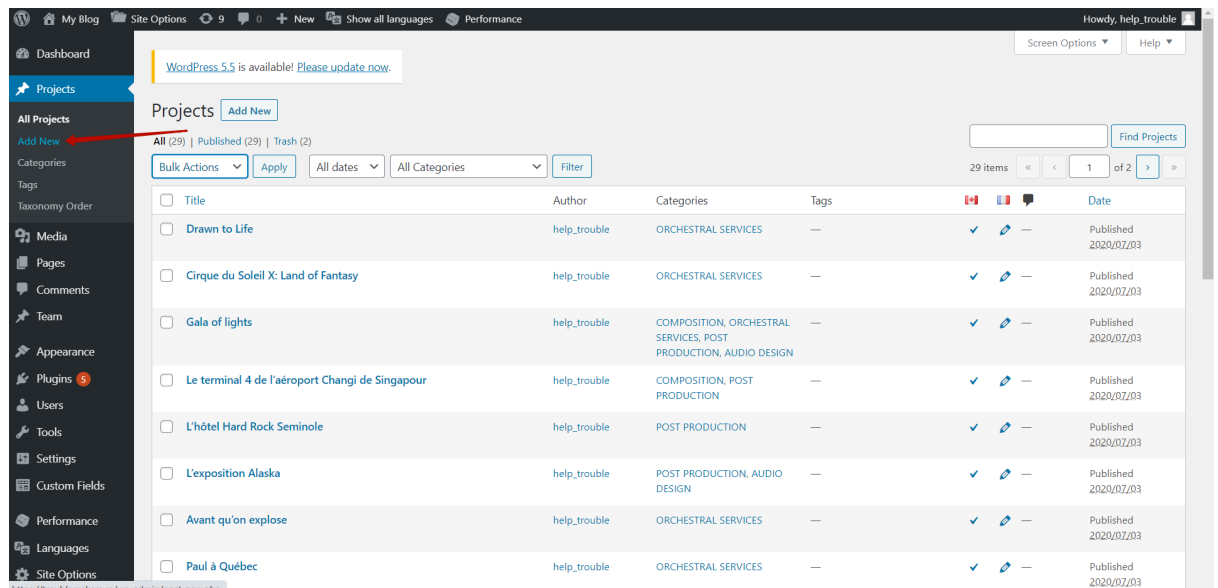
You can see all your projects there:



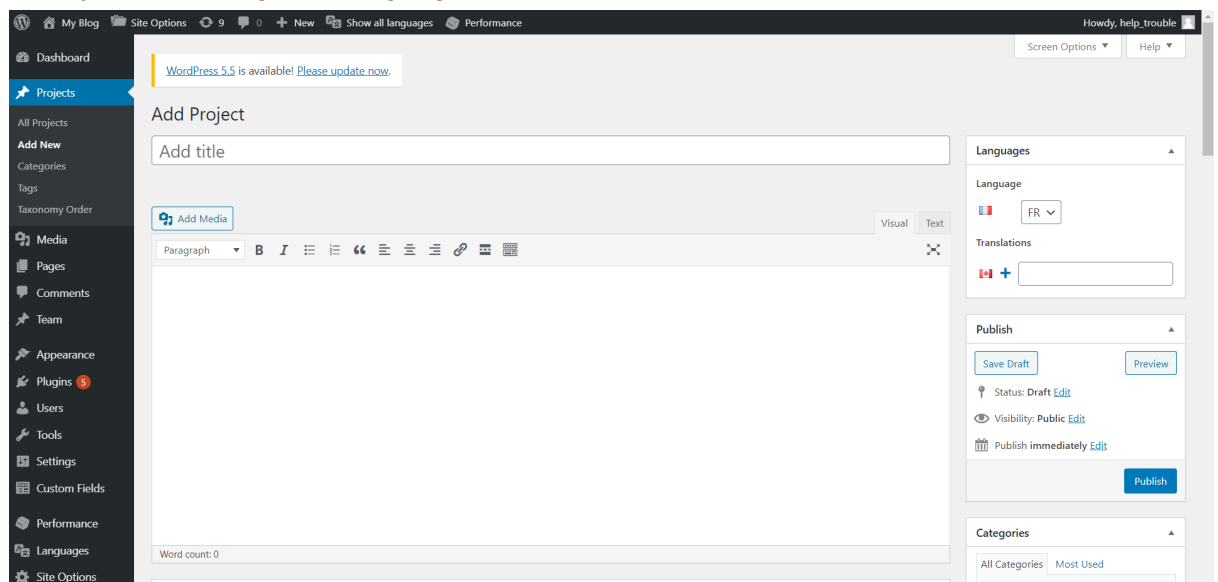
You can see, edit or remove all your projects. You can see the two flags on the screenshot below: Canadian (en language) and French (fr language). If you can see the checkbox near the Canadian flag, it means that it's the post in English. In order to add/edit the same post in French, you need to click on the icon with pencil near the checkbox. And exactly the same way for French variants.



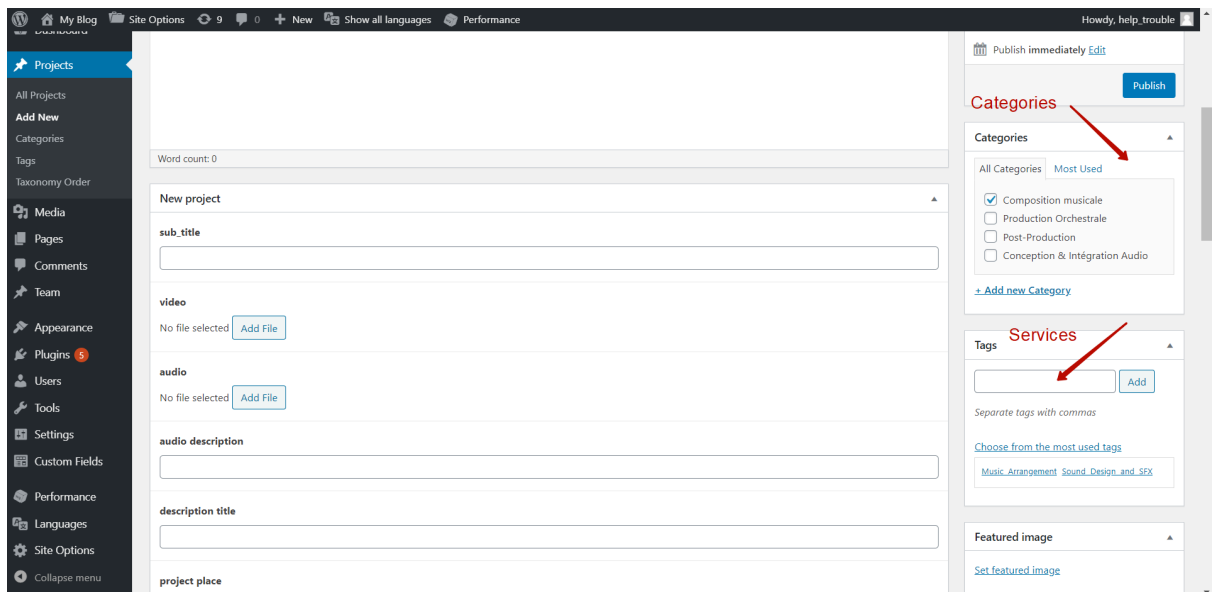
In order to add the new project, you need to press here (the screenshot below):



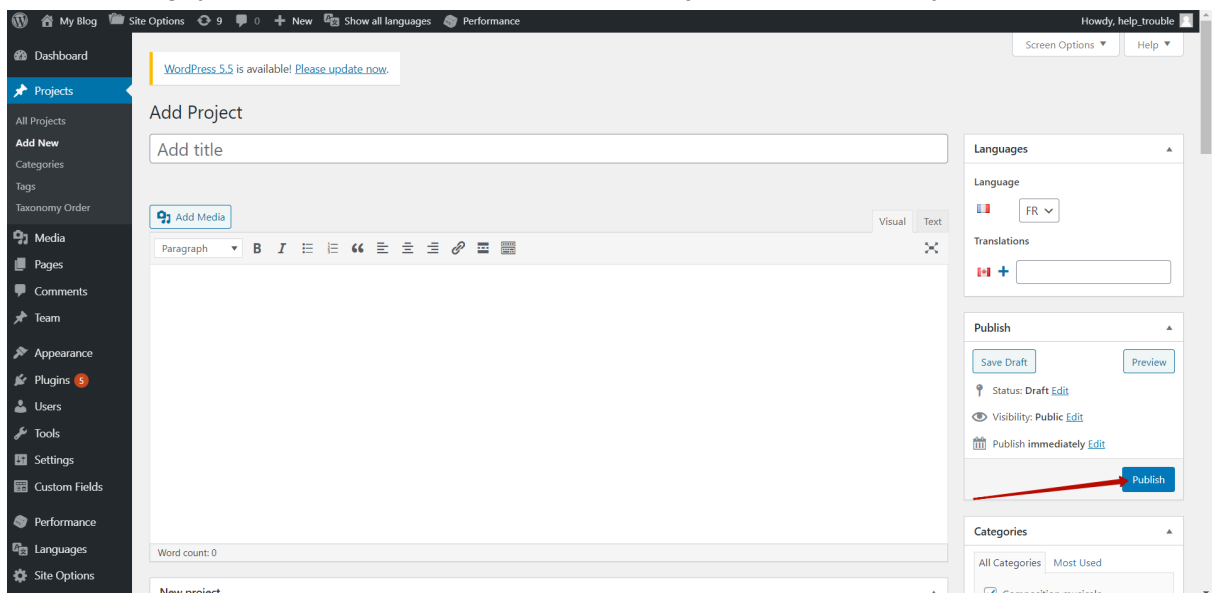
Then you can change the language and all the needest fields



You can also choose the category and services (tags) of the project here (the screenshot below). If you want to add the new service, you need just to type its name and press “Add”. Or you can choose the service/services from current ones.

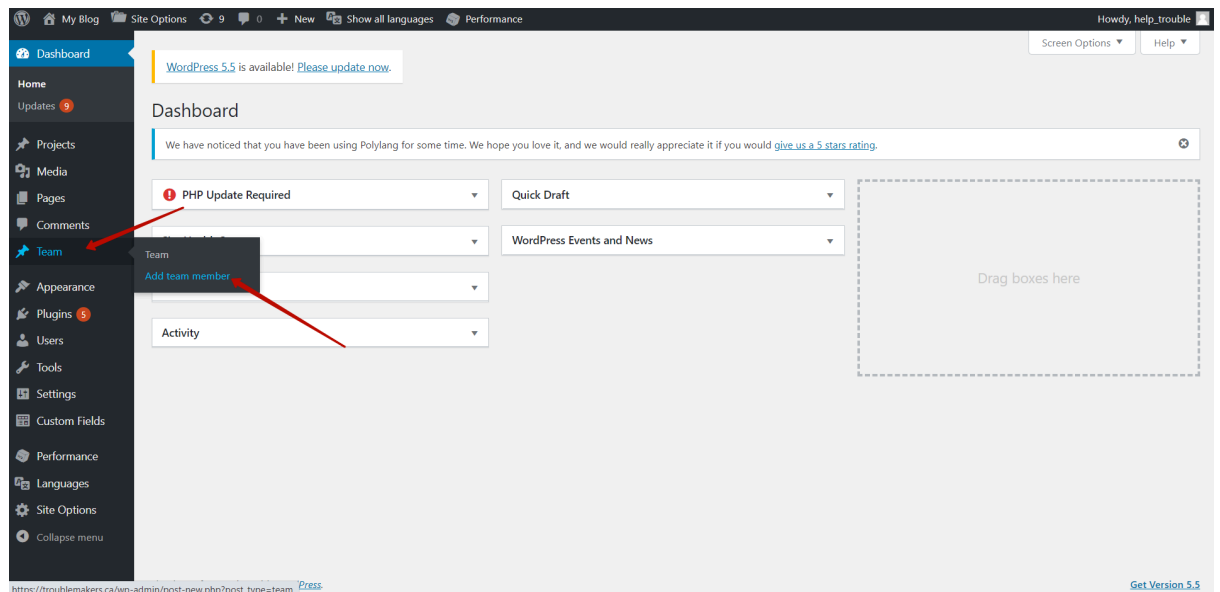


After finishing, you need to press publish and the project will appear on your website.



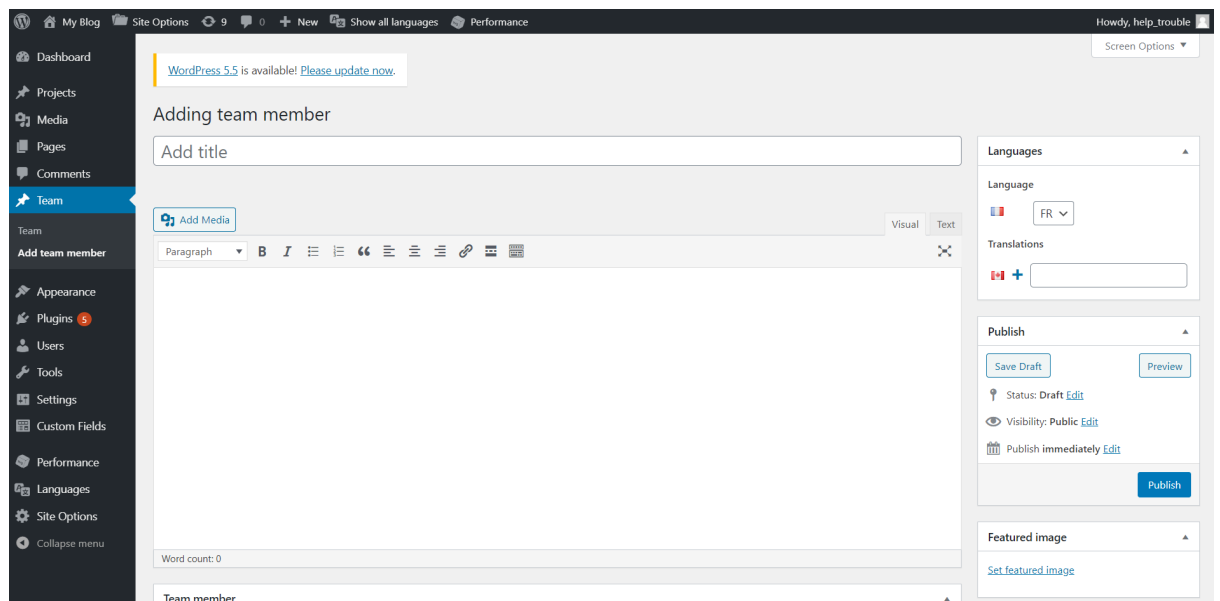
2. Adding team members

At first, you need to press here:

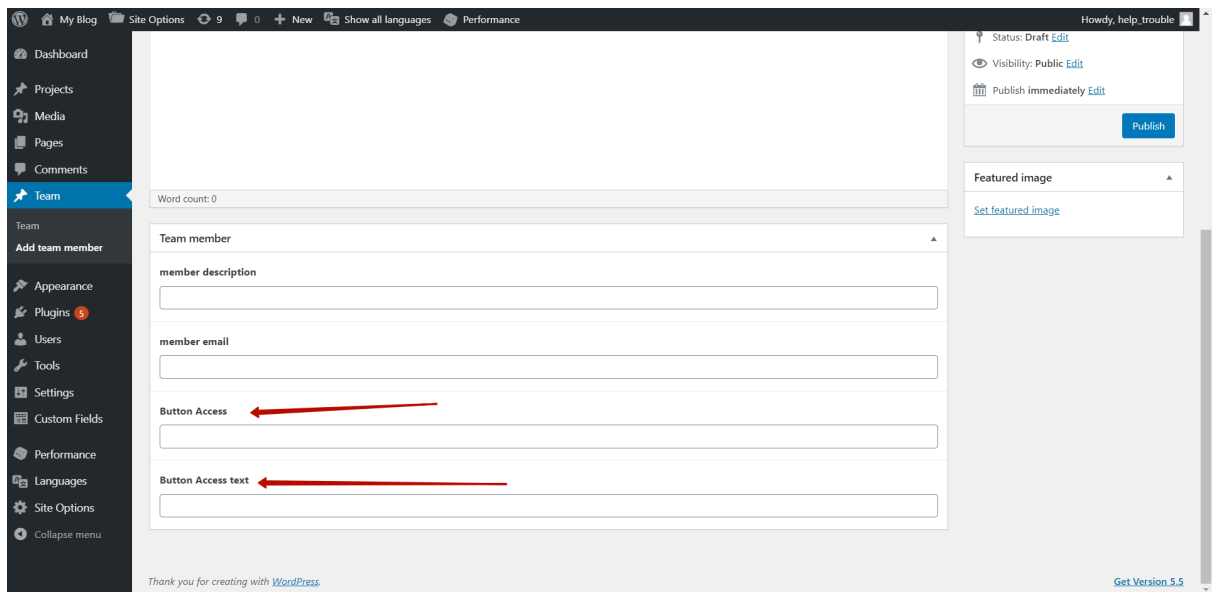


If you press the “team” (not the “Add team member”) you can see all your current team members in two languages, exactly like the projects.

And also you need to add the team members exactly like the projects.



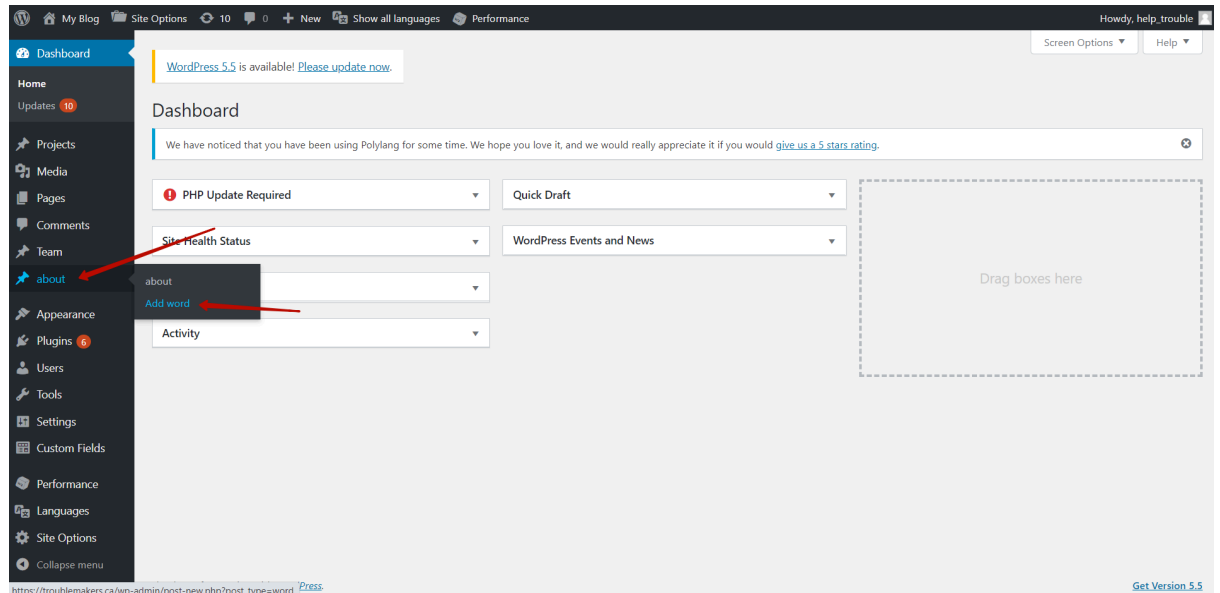
One more thing. In order to place the “Trouble Publishing” button for HUGO LOÏS, I’ve added these two fields:



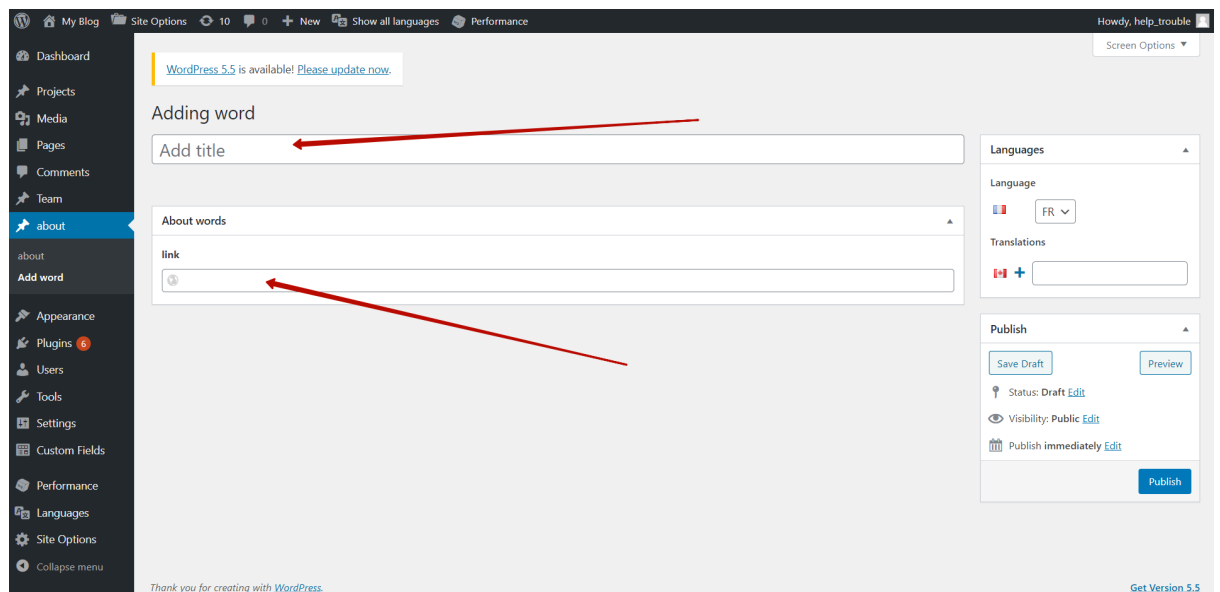
If you need to add another button for another team member, you can use them. But if you don't need to use the button, you can leave them empty.

3. Adding the words to the about page

You can add the words here in the same way as other items (including the different languages):



You can add the title and link for each word:



Important thing! You need to add different links separately for English and France pages to link users to the page on the needed language.

For example:

Here is the link for France audio category and the word on the France language:

WordPress 5.5 is available! [Please update now.](#)

Dashboard Projects Media Pages Comments Team **about** about Add word Appearance Plugins 6 Users Tools Settings Custom Fields Performance Languages Site Options Collapse menu

Howdy, help, trouble [Screen Options](#)

Edit word [Add word](#)

Audio 360

Permalink: <https://troublemakers.ca/word/audio-360-3/> [Edit](#)

About words

link

https://troublemakers.ca/category/audio_fr/

Languages

Language [FR](#)

Translations

[Audio 360](#)

Publish [Preview Changes](#)

Status: Published [Edit](#)

Visibility: Public [Edit](#)

Published on: Aug 26, 2020 at 11:20 [Edit](#)

[Move to Trash](#) [Update](#)

[Get Version 5.5](#)

Thank you for creating with WordPress.

Here is the word in English with the link to English variant of category:

WordPress 5.5 is available! [Please update now.](#)

Dashboard Projects Media Pages Comments Team **about** about Add word Appearance Plugins 6 Users Tools Settings Custom Fields Performance Languages Site Options Collapse menu

Howdy, help, trouble [Screen Options](#)

Edit word [Add word](#)

Audio 360

Permalink: <https://troublemakers.ca/word/audio-360-2/> [Edit](#)

About words

link

<https://troublemakers.ca/category/audio/>

Languages

Language [EN](#)

Translations

[Audio 360](#)

Publish [Preview Changes](#)

Status: Published [Edit](#)

Visibility: Public [Edit](#)

Published on: Aug 26, 2020 at 11:20 [Edit](#)

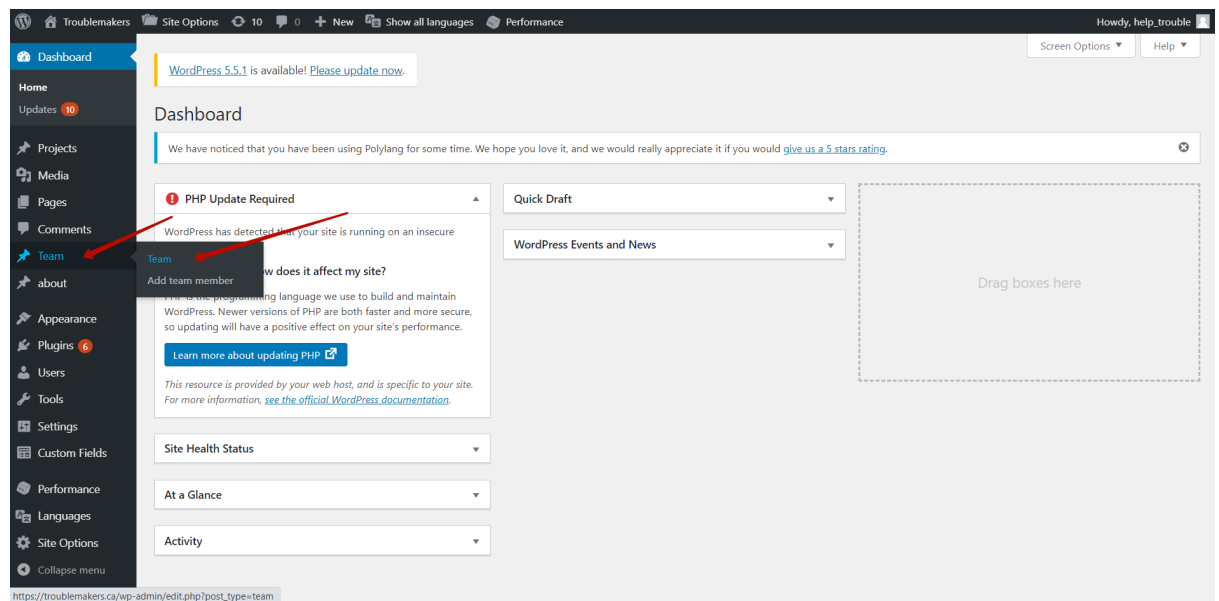
[Move to Trash](#) [Update](#)

[Get Version 5.5](#)

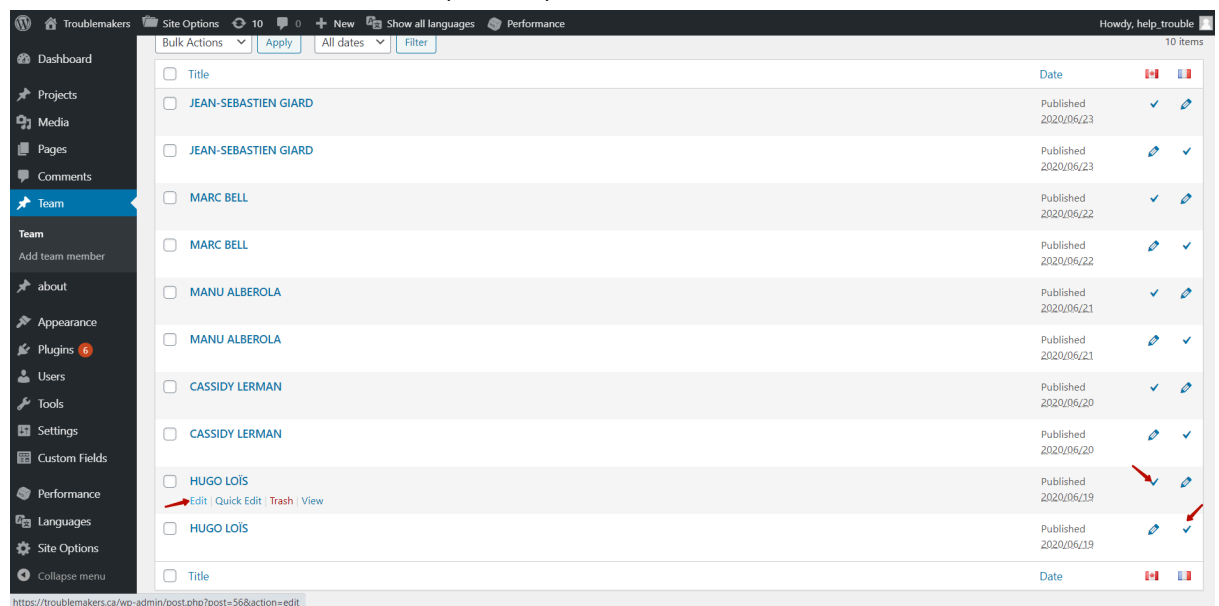
Thank you for creating with WordPress.

How / where to add the link to the “access trouble publishing here” button under Hugo LOÏS? (Attachment: Pic #3)

Go to the team tab.



Then choose the needest variant (en or fr) of the item



You can place link here:

Troublemakers

Site Options

10

New

View team member

Show all languages

Performance

Dashboard

Projects

Media

Pages

Comments

Team

Team

Add team member

about

Appearance

Plugins 6

Users

Tools

Settings

Custom Fields

Performance

Languages

Site Options

Collapse menu

Word count: 0

Last edited by help_trouble on July 22, 2020 at 12:28 pm

Team member

member description

A&R Manager at Trouble Publishing

member email

hugo@troublemakers.ca

Button Access

#

Button Access text

Access Trouble Publishing Here

Status: Published


Visibility: Public

Published on: Jun 19, 2020 at 18:22

Move to Trash

Update

Featured image



Click the image to edit or update

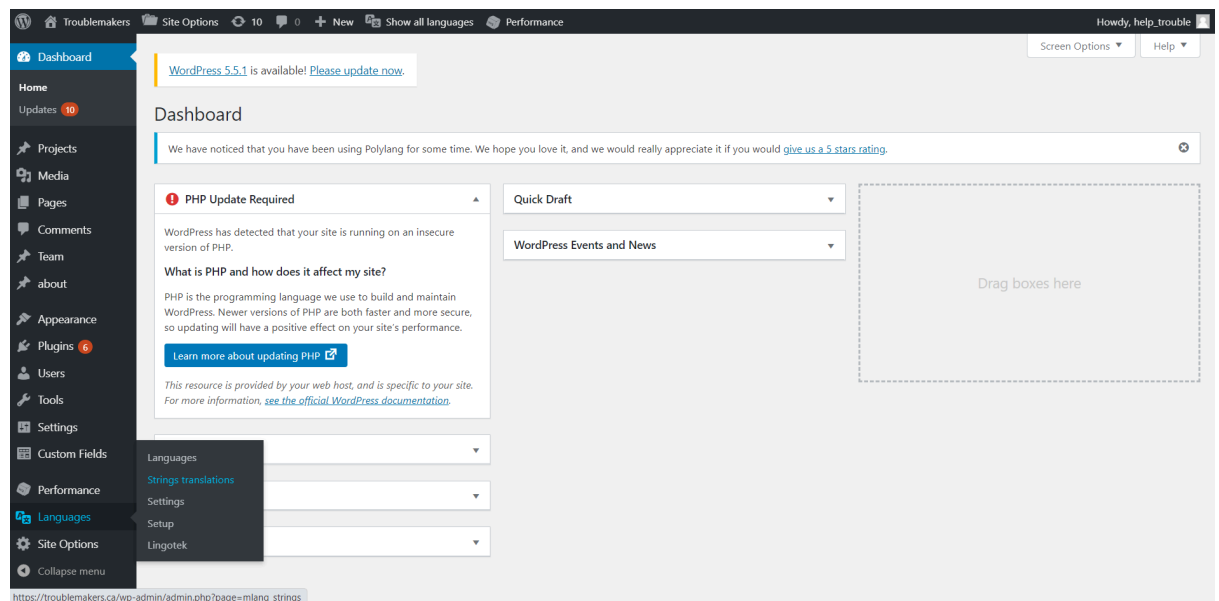
Remove featured image

Thank you for creating with WordPress.

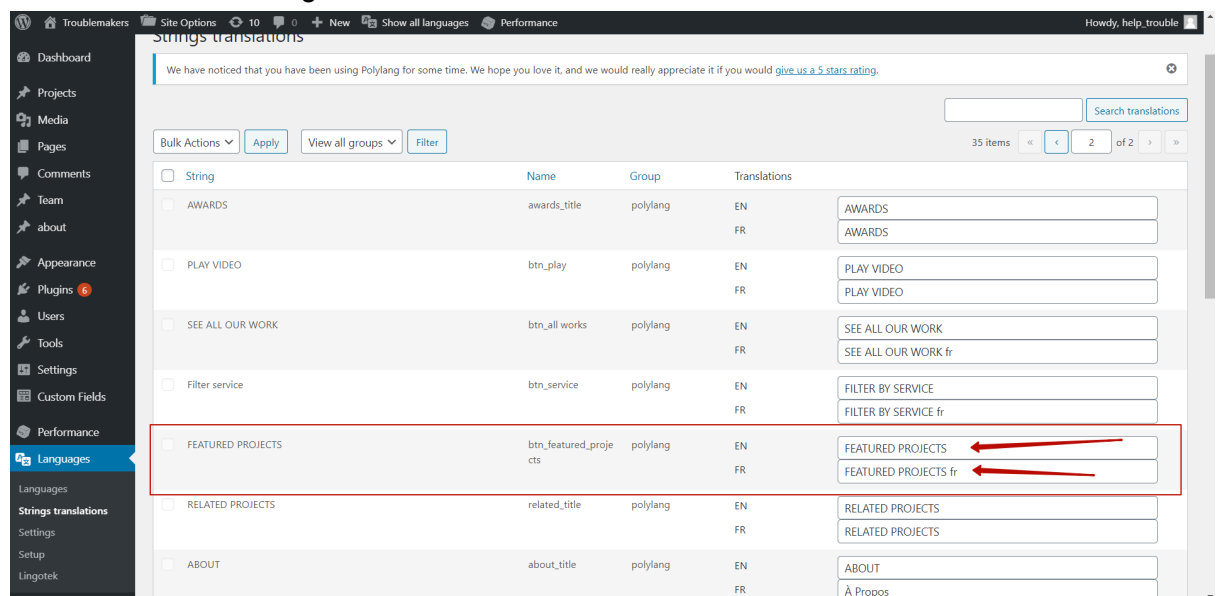
Get Version 5.5.1

How to change the name of buttons like “Feature Projects_Fr” in French services pages. (Attachment: Pic #2)".

Go to the this tab:



Here you can see all the phrases that need to be translated on the website. I've found the “Feature Project_fr” on the 2 page. You just need to replace the needest text and save the changes.



Projects

Media

Pages

Comments

Team

about

Appearance

Plugins 6

Users

Tools

Settings

Custom Fields

Performance

Languages

Languages

Strings translations

Settings

Setup

Lingotek

Site Options

Collapse menu

Site Options

10

New

Show all languages

Performance

Howdy, help, trouble

<input type="checkbox"/>	CONTACT US	about_contact	polylang	EN	CONTACT US
	GET IN TOUCH btn fr			FR	GET IN TOUCH btn fr
<input type="checkbox"/>	WORK WITH US Description	about_descr2	polylang	EN	Are you a creative problem solver with a passion for sound and
	WORK WITH US Description fr			FR	WORK WITH US Description fr
<input type="checkbox"/>	View Our Work	about_btn	polylang	EN	View Our Work
	View Our Work fr			FR	View Our Work fr
<input type="checkbox"/>	DESCRIPTION	about_description	polylang	EN	Troublemakers is an independent and creative hub for all thing:
	"Créatif et indépendant, Troublemakers se concentre sur la mus			FR	"Créatif et indépendant, Troublemakers se concentre sur la mus
<input type="checkbox"/>	WORK WITH US	about_title2	polylang	EN	WORK WITH US
	WORK WITH US fr			FR	WORK WITH US fr
<input type="checkbox"/>	Filter category	btn_category	polylang	EN	FILTER BY CATEGORY
	FILTER BY CATEGORY fr			FR	FILTER BY CATEGORY fr
<input type="checkbox"/>	String	Name	Group	Translations	

Bulk Actions

Apply

35 items

«

2 of 2

»

☐ Clean strings translation database
Use this to remove unused strings from database, for example after a plugin has been uninstalled.

Save Changes

Thank you for creating with [WordPress](#).

Get Version 5.5.1