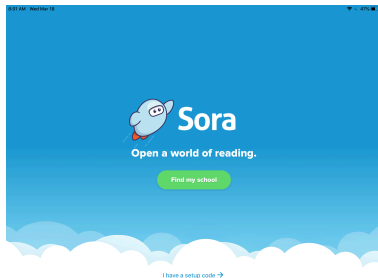
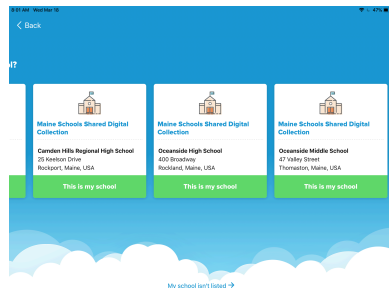


How to sign in to the Sora app

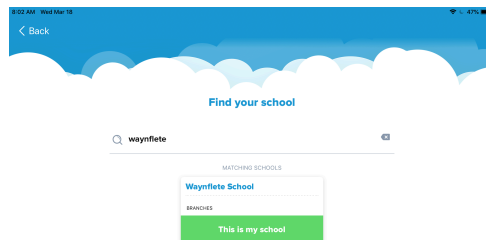
1. Find the Sora app on your iPad.
(Or, download the app [here](#).)
2. Open the app.
3. Tap the green “Find My School” button.



4. Tap “My school isn’t listed” at the bottom of the page.



5. Type Waynflete School. Tap “This is my school.”



6. Sign in with your username and password. You only have to sign in the first time you open the app!