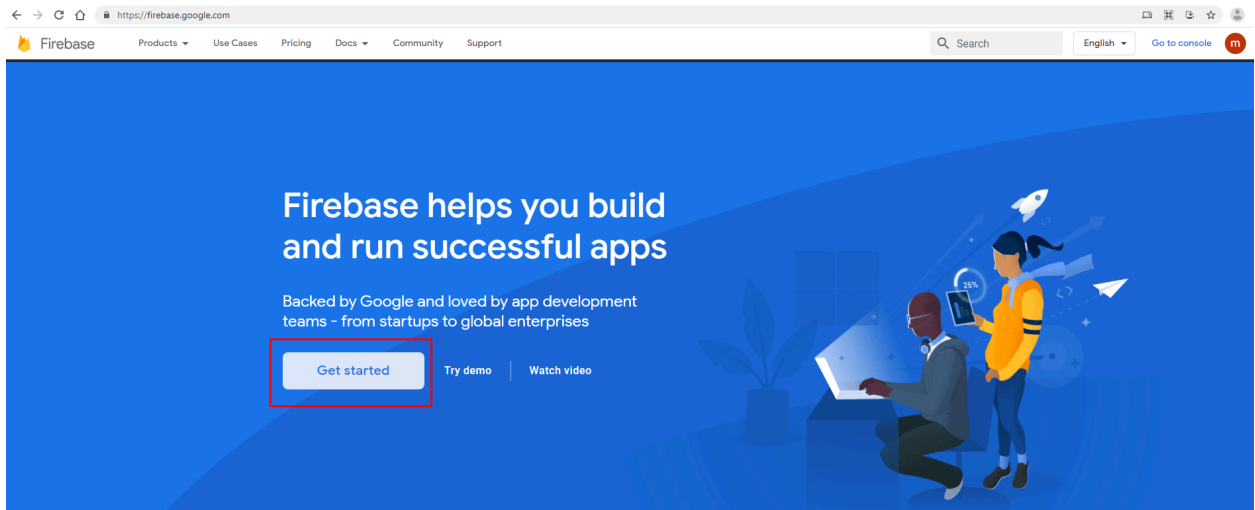
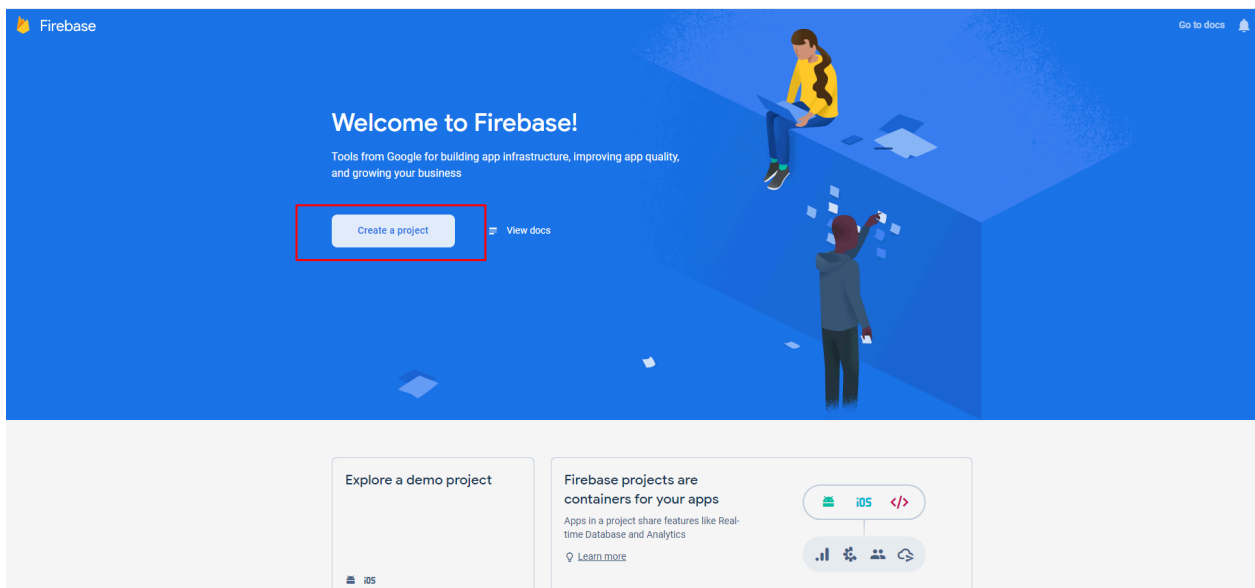


Invite firebase to push notification

1. Go to <https://firebase.google.com/>



2. Create new project



Project name similar to your website name.













Ex: Your website name -> <https://addons.moosocial.com/>

Project name similar: addonsmoosocial

Google Analytics for your Firebase project

Google Analytics is a free and unlimited analytics solution that enables targeting, reporting, and more in Firebase Crashlytics, Cloud Messaging, In-App Messaging, Remote Config, A/B Testing, Predictions, and Cloud Functions.

Google Analytics enables:

-  A/B testing 
-  User segmentation & targeting across Firebase products 
-  Predicting user behavior 
-  Crash-free users 
-  Event-based Cloud Functions triggers 
-  Free unlimited reporting 

☒ Enable Google Analytics for this project
Recommended

[Previous](#)

[Continue](#)

Configure Google Analytics

Analytics location 

United States

Data sharing settings and Google Analytics terms

- ☒ Use the default settings for sharing Google Analytics data. [Learn more](#)
- ☒ Share your Analytics data with Google to improve Google Products and Services
 - ☒ Share your Analytics data with Google to enable Benchmarking
 - ☒ Share your Analytics data with Google to enable Technical Support
 - ☒ Share your Analytics data with Google Account Specialists

☒ I accept the [Google Analytics terms](#)

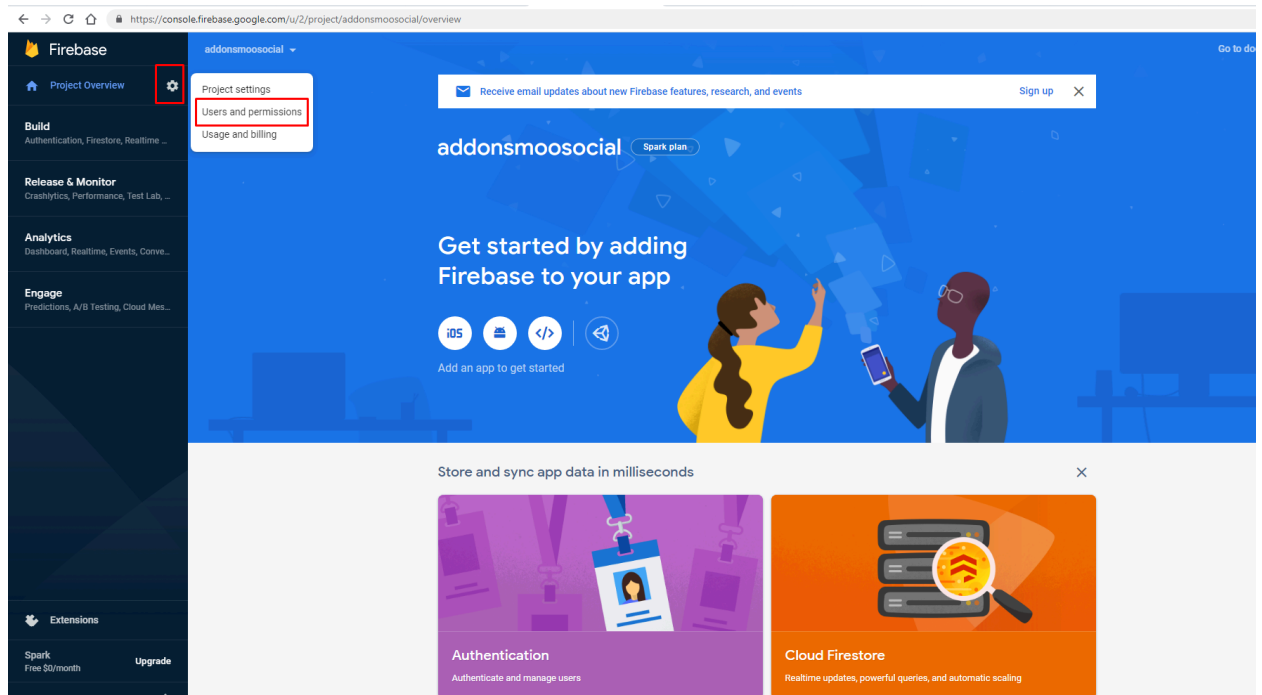
Upon project creation, a new Google Analytics property will be created and linked to your Firebase project. This link will enable data flow between the products. Data exported from your Google Analytics property into Firebase is subject to the Firebase terms of service, while Firebase data imported into Google Analytics is subject to the Google Analytics terms of service. [Learn more](#)

[Previous](#)

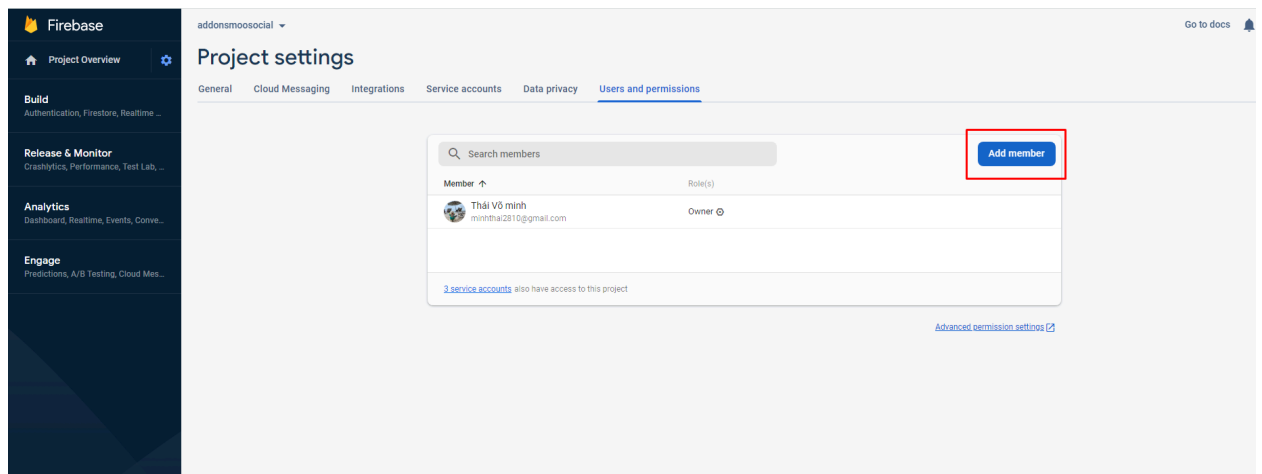
[Create project](#)

After project created, Please click to “CONTINUE”

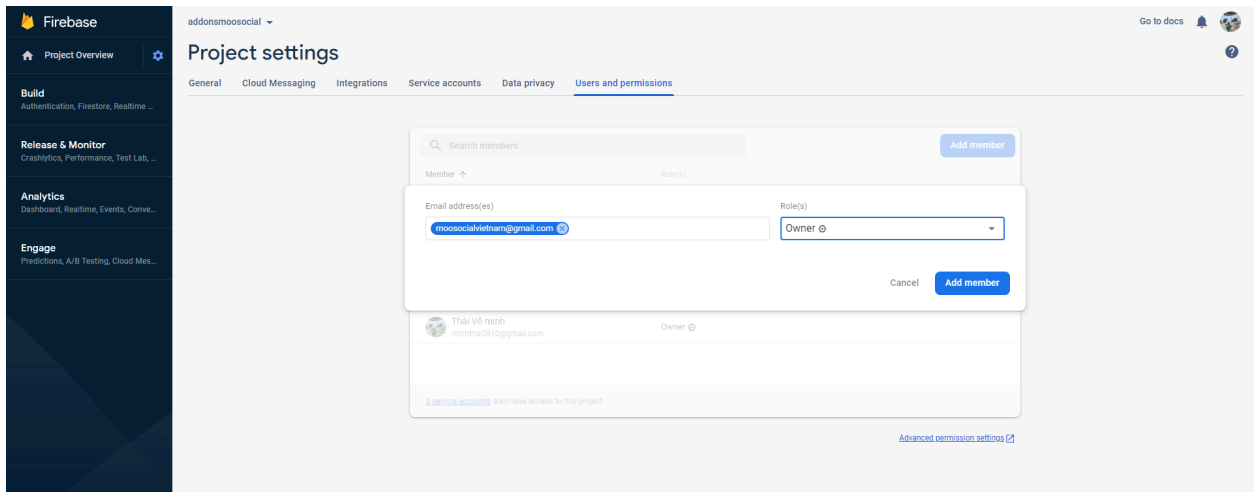
Go to your project and click to “User and permission”



Click add member



Please invite moosocialvietnam@gmail.com



After invite send, please click to Firebase and copy name project send to me

