





Title Should be Simple, Concise and Informative in Sentence Case Format

 First Author^{1A-E*},  Second Author^{2A-E},  Third Author^{3A-E},  Etc. Author^{4A-E}

¹First Author's Affiliation (Department, Faculty, University, Country)

²Second Author's Affiliation (Department, Faculty, University, Country)

³Third Author's Affiliation (Department, Faculty, University, Country)

⁴Etc. Author's Affiliation (Department, Faculty, University, Country)

Corresponding author: Author name, Department, Faculty, University, City (Postal code), Country; E-mail: author@gmail.com (must be complete)

Authors' contribution:

A) Conception and design of the study; B) Acquisition of data; C) Analysis and interpretation of data; D) Manuscript preparation; E) Obtaining funding

Article History:

Received: Month Date, Year
Accepted after revision: Month Date, Year
First Published Online: Month Date, Year

Cite this article: Last Name, First Name Initial. (Year). Article Title, *Indonesian Journal of Sport Management*, v(i), pp. <https://doi.org/10.31949/ijism.vxix.xxxx>

ABSTRACT

An abstract should accompany each manuscript; it should be completely self-consistent (i.e., with no figure, table, equation or reference citations), not exceeding 200-250 words and written as a single paragraph. Abstract should include *aims of the research, methodology, results and findings, conclusion, recommendations, and limitaitons*. An abstract should accompany each manuscript; it should be completely self-consistent (i.e., with no figure, table, equation or reference citations), not exceeding 200-250 words and written as a single paragraph. Abstract should include *aims of the research, methodology, results and findings, conclusion, recommendations, and limitaitons*. An abstract should accompany each manuscript; it should be completely self-consistent (i.e., with no figure, table, equation or reference citations), not exceeding 200-250 words and written as a single paragraph. Abstract should include *aims of the research, methodology, results and findings, conclusion, recommendations, and limitaitons*. An abstract should accompany each manuscript; it should be completely self-consistent (i.e., with no figure, table, equation or reference citations), not exceeding 200-250 words and written as a single paragraph. Abstract should include *aims of the research, methodology, results and findings, conclusion, recommendations, and limitaitons*. An abstract should accompany each manuscript; it should be completely self-consistent (i.e., with no figure, table, equation or reference citations), not exceeding 200-250 words and written as a single paragraph. Abstract should include *aims of the research, methodology, results and findings, conclusion, recommendations, and limitaitons*.

Keywords: keyword one; keyword two; keyword three (max. six keywords)

INTRODUCTION

The body of paper must be elaborated between **5.000-7.000 words** (maximum) including title, abstract, keyword, and references, written in font: Tahoma, size: 12, line spacing: multiple (1.5). Moreover, **the author(s) are required to use this template file (NOT creating new file)** in order to avoid mismatch in the whole page layout (paper size, margins, etc.)



The body could be divided into sections. Sections should be bold. Subsections should be italic. Whichever spelling you choose (British or American English) please be consistent throughout. Use hyphens consistently and avoid unnecessary ones. The words "section(s)", "equation(s)", "figure(s)" and "reference(s)" are abbreviated as "sect(s).", "fig(s).", "eq(s)." and "ref(s)." unless they are the first word of a sentence. The word "table" is always written in full. Latin expressions, such as, e.g., i.e., et al., versus (vs.) should be set in italic. Name of person should not be transliterated.

METHOD

Contains the type of research, time and place of research, targets / targets, research subjects, procedures, instruments and data analysis techniques as well as other matters related to the method of research. targets / targets, research subjects, procedures, data and instruments, and data collection techniques, as well as data analysis techniques and other matters related to the way the research is conducted can be written in sub-sections, with sub-subheadings. Subtitles do not need to be given a notation, but should be written in small letters starting with a capital letter.

Particularly for qualitative research, it is necessary to clearly state the time and place of the research (for quantitative research it is also necessary). Research targets / subjects (for qualitative research) or populations (for quantitative research) need to be described clearly in this section. It is also necessary to write down the techniques for obtaining the subject (qualitative research) and / or the sampling technique (quantitative research).

RESULT

The results of the study illustrate the main findings of the study. The presentation in the results and discussion is written in a systemized manner, only the results of data / information are related to the research objectives. The discussion in the research article explains the results obtained from the research. The authors compile, analyze, evaluate, interpret and compare the results of the latest findings with existing research findings. Authors must pay attention to the consistency of articles from title to bibliography.

Data collected in tables/figures must be accompanied by narrative text and presented in a form that is easy to understand. Do not repeat at length the data that has been presented in tables and figures. Complete the existing table/figure by writing the source below each table/figure in 10-point. Here's an example table and figure:

Table 1. Illustration

| Number | Sport Management | | |
|--------|------------------|------|------------|
| | Concept | Plan | Evaluation |
| 1 | A | E | I |
| 2 | B | F | J |
| 3 | C | G | K |
| 4 | D | H | L |
| 5 | T | U | P |
| Total | X | Y | Z |

Source: author/personal data

Data collected in tables/figures must be accompanied by narrative text and presented in a form that is easy to understand. Do not repeat at length the data that has been presented in tables and figures. Complete the existing table/figure by writing the source below each table/figure in 10-point. Here's an example table and figure:



Figure1. Ilustration
Source: author/personal data

DISCUSSION

Discussion is an important part of writing IMRAD articles. The discussion's writing pattern is different from the results or data, which are more descriptive in nature. The level of discussion is higher than the result, namely with an analysis that contains a certain logic. Thus, the discussion or analysis writing model is different from the results.

As the first paragraph in the discussion indicates, the research summary is important so as not to jump too far. The core of this first paragraph is the essence of the results or data in the fourth part of the article. Write the first paragraph of the discussion well within 150 words to get the best quality.

The second paragraph in the discussion is a reflection of the research results. Research results can be made with a pattern as a suffix that can be seen at the beginning, or cause and effect. In addition, it is also necessary to reveal the results of the research as a prefix to a suffix. Both are reflections of the results of existing research.

The third paragraph in the discussion contains explanations or reasons why. Why do such research findings exist? This question will be answered in two ways: empirically, which is contextual, and theoretically, by looking at the literature that examines the theme.

The fourth paragraph in the discussion is discursive. The content of this paragraph is to compare the results of the research that was carried out with previous research. This is part of the novelty of writing special articles in the discussion section. In this case, it is also very necessary to write references or referrals.

The last part of the discussion is "Now What?" The study in this paragraph is closely related to what can be done with the research results. Another term in this paragraph is "writing an action plan that can be used as a policy."

CONCLUSION

The contents of the conclusions should be in the form of answers to the questions and research objectives. Conclusions are presented in one paragraph, not in bullet points, and are not expressed in statistical sentences. If necessary, at the end of the conclusion can also be written about the things that will be done in relation to further ideas from the research.

The contents of the conclusions should be in the form of answers to the questions and research objectives. Conclusions are presented in one paragraph, not in bullet points, and are not expressed in statistical sentences. If necessary, at the end of the conclusion can also be written about the things that will be done in relation to further ideas from the research.

CONFLICT OF INTEREST

A statement from the authors if this manuscript has a conflict of interest or not.

ACKNOWLEDGEMENT

Acknowledgements to those who support the research (sponsors and respondents). Families and supervisors are not allowed in this section.

REFERENCES

References is sorted alphabetically, without serial numbers, and not separated between book sources, online, and others and using **the American Psychological Association (APA)** style 7th edition. Maximum referral sources in **the last 10 years** with the composition of primary referrals (journals) accounting for **80%** of the total existing referrals. Reference compilation that follows standard techniques must be done in a standard and consistent manner. To maintain consistency of reference method, citations and bibliography are recommended to use the Reference Manager application, such as Zotero, Endnote, Mendeley, or other paid applications. At least **2 articles** cited from the *Indonesian Journal of Sport Management*. Written in single space, between references is spaced 1 space, written in font: Tahoma, size: 12. References should be written in alphabetical order following the examples below:

Kotler, P. & Keller, KL. (2012). Marketing Management. New York: Prentice Hall.

Sulaksana, N. (2017). Geomorphology and remote sensing. Accessed from <http://ebook.press.unpad.ac.id/product/geomorphology-dan-remote-sensing/>
Articles from websites with author's name

Simmons, B. (2015, January 9). The tale of two Flaccos. Accessed from <http://grantland.com/the-triangle/the-tale-of-two-flaccos/>

Teen posed as doctor at West Palm Beach hospital: police. (2015, January 16). Accessed from <http://www.nbcmiami.com/news/local/Teen-Posed-as-Doctor-at-West-Palm-Beach-Hospital-Police-288810831.html>

- Sofyan, D., Abdullah, K., & Hafiar, H. (2022). The Philosophy of Sport and Physical Education: Four Decade Publication Trends via Scientometric Evaluation. *Physical Education Theory and Methodology*, 22(3), 437-449. <https://doi.org/10.17309/tmfv.2022.3.20>
- Sofyan, D., & Budiman, I. A. (2022). Basketball jump shot technique design for high school athletes: Training method development. *Journal Sport Area*, 7(1), 47-58. [https://doi.org/10.25299/sportarea.2022.vol7\(1\).7400](https://doi.org/10.25299/sportarea.2022.vol7(1).7400)
- Marino, B. (2014, 18 Octobers). Personal Interview.
- Kammen, C., & Wilson, A.H. (2012). monuments. In *Encyclopedia of local history*. (pp. 363-364) Lanham, MD: AltaMira Press.
- Rosenberg, G. (1997, March 31). Electronic discovery proves an effective legal weapon. *The New York Times*, p. D5.
- Rosenberg, G. (1997, March 31). Electronic discovery roves an effective legal weapon. *The New York Times*. Accessed from <http://www.nytimes.com>
- Tumulty, K. (2006, April). Should they stay or should they go? *Time*, 167(15), 3-40.
- Tumulty, K. (2006, April). Should they stay or should they go? *Time*, 167(15). Accessed from <http://content.time.com/time/magazine/article/0,9171,1179361,00.html>