


Choose the correct answer by crossing (x) either A,B,C or D !

1. Look at the pattern!  
Which bead comes next!




- a.
- b.
- c.
- d.

2. Look at the shapes sequences !  
The missing shape in the sequences is...



- a.
- b.
- c.
- d.

3. Look at the pattern !  
Which is the missing shape in this pattern !



- a.
- b.
- c.
- d.

4. Look at the number sequence !  
..... is correct number to continue



- a. 146
- b. 246
- c. 346
- d. 446

5. Look at the number sequence !  
The next number is...



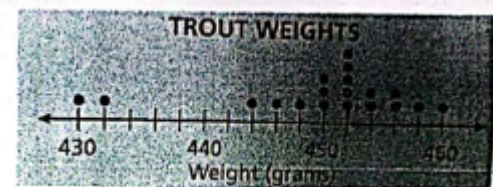
- a. 141
- b. 140
- c. 139
- d. 138

6. Look at the picture !  
The pattern in this number sequence is..



- a. Adding 50
- b. Adding 40
- c. Subtracting 50
- d. Subtracting 40


7. Look at the picture !  
How many trouts weighed more than 450 grams ?



- a. 10
- b. 11
- c. 8
- d. 14

8. Look at the picture besides !  
A group of kids voted for their favourite musical instrument  
Which pizzeria has the second largest sales ?

- a. Little secrets pizza
- b. Uncle john's pizza
- c. Domiano's pizza
- d. Pizza house



9. Look at the table data below !  
The difference between the most popular and least popular provider is ...

- a. 25
- b. 3
- c. 6
- d. 26

What is the name of your cell phone or home phone provider?

NAME	TALLY	FREQUENCY
T-Mobile		1
AT&T	 	26
Sprint		3
Verizon		6

10. Look at the number !  
How many people answered this survey ?

- a. 26
- b. 29
- c. 35
- d. 36

What is the name of your cell phone or home phone provider?

NAME	TALLY	FREQUENCY
T-Mobile		1
AT&T	 	26
Sprint		3
Verizon		6

11. Look at the data beside !  
There are ... students who got a perfect score on the test.

- a. 2
- b. 3
- c. 4
- d. 5

Grades on a Science Test

Stem	Leaf
7	2 2 4 5 6 9
8	1 4 5 7 7 9
9	0 1 3 5 8
10	0 0

Key: 7 | 2 means 72 percent

12. Look at the picture !  
What does 8/9 represent ?

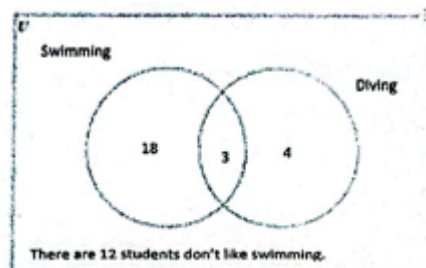
- a. 8
- b. 8.9
- c. 89
- d. 890

stem	leaf
6	9
7	
8	7 8 8 9
9	0 6 7 7
10	0

Key: 8 | 8 means 88

13. Look at the diagram venn!  
There are ... students who do not swim.

- a. 4
- b. 16
- c. 19
- d. 21



14. Look at the number ! ( **two answer** )

**1, 3, 5, 7, 9**

The correct statements about this number sequences are ... and ...

- a. The numbers in the sequences are odd numbers
- b. The numbers in the sequences are even numbers
- c. The 7<sup>th</sup> term in the sequences is 14
- d. The pattern in this sequences is adding 2

15. Look at the number sequences ! ( **two answer** )

two numbers should replace letters a and b are ... and ...

- a. 320
- b. 330
- c. 324
- d. 325

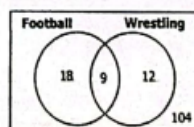


16. Look at the picture ! ( **two answer** )

there are ... senior boys who play football but do not wrestle and ... senior boys like football.

- a. 27
- b. 18
- c. 2
- d. 104


The Venn diagram below shows the number of senior boys who play football or wrestle.



17. Look at the picture beside ! ( **two answer** )

There are ... people who got five question right and ... got four question right.

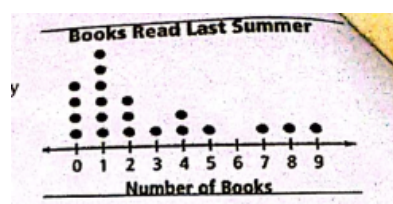
- a. 2
- b. 3
- c. 4
- d. 5



18. Look at the picture ! ( **two answer** )

There are ... kids who read 3,4 and 5 books and ... read only one book.

- a. 7
- b. 9
- c. 4
- d. 5



19. The rule of a sequence of numbers is "add 4" each time. **(two answer)**

**1, 5, 9, ... , ...**

The sequence continues in the same way.

Choose all numbers that are not in the sequence.

- a. 17
- b. 19
- c. 25
- d. 27

20. Choose all non-linear sequences. **(two answer)**

- a. 3, 11, 18, 24
- b. 1, 3, 5, 9
- c. 3, 6, 12, 24
- d. 5, 9, 13, 17

**II. Checklist ( ✓ ) the statement on the correct answer "True" or "False"!**

21. The missing numbers in this pattern is 83.

23, 33, 43, 53, 63, 73 ...

22. The missing numbers in this pattern is 27.

12, 15, 18, 21, 25, ...

23. Look at the picture !

The pattern of this number sequence is a square number

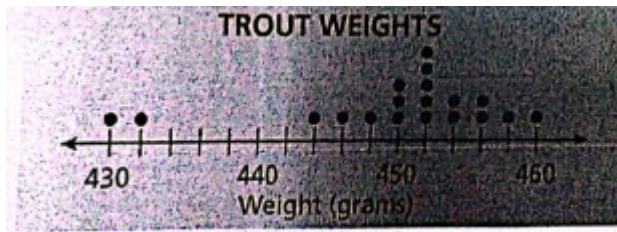


24. Look at the picture below !

The greatest amount of time a student who spent doing his homework is 10.

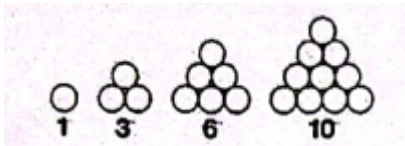


25. Look at the data below.  
There are 15 trouts weighed more than 450 grams.



### III. FILL IN THE BLANK

26. The pattern of number sequence below is ...  
4, 11, 18, 25, 32, 39
27. The pattern's rule of number sequence below is ...  
16, 11, 6, 1
28. Look at the picture !



The pattern of number above is ...

29. Look at the data beside !  
Farmer's market surveyed customers about their favorite fruit juice  
Based on the information in the table, there are ... people who were surveyed.

Fruit Juice	
Apple	4
Orange	8
Grape	2
Cranberry	1

30. Look at the data beside !  
The total of juice from data is ...

Fruit Juice	
Apple	4
Orange	8
Grape	2
Cranberry	1