

# PHP with Laravel for beginners - Become a Master in Laravel

Learn to master Laravel to make advanced applications like the real CMS app we build on this course

58,077 students

Created by Debasis Paul | 900,000+ Students, DebasisPaul Learn

Last updated 3/2021

English

English [Auto], French [Auto], German [Auto], Italian [Auto], Korean [Auto], Polish [Auto], Portuguese [Auto], Simplified Chinese [Auto], Spanish [Auto], Thai [Auto], Vietnamese [Auto]

## Subscribe to Udemy's top courses

Get this course, plus 26,000+ of our top-rated courses, with Personal Plan. [Learn more](#)

Starting at \$11.00 per month after trial

Cancel anytime

or

**Current price**

**\$74.99**

30-Day Money-Back Guarantee

Full Lifetime Access

## PHP with Laravel for beginners - Become a Master in Laravel

Rating: 4.0 out of 5

**4.0** ([12,927 ratings](#))

58,077 students

## What you'll learn

1. Learn to build applications using laravel
2. To install Laravel using Windows and MAC
3. You will learn how use Laravel
4. You will learn how to use routes
5. You will learn how to create and use Controllers and what they are
6. You will learn how to create Views an what they are
7. You will learn to use the templating engine Blade
8. How to connect and use Databases
9. How to create migrations and what they are
10. You will learn about Laravel ORM (Object Relational Mapper) and Raw SQL queries.  
Database stuff :)
11. How to use Laravel Tinker - Command line program to play around with Laravel without persisting data
12. Database: Eloquent One to One - CRUD
13. Database: Eloquent One to Many - CRUD
14. Database: Eloquent Many to Many - CRUD

15. Database: Eloquent Polymorphic - CRUD
16. Form Validation
17. You will learn to download third party libraries to add to Laravel
18. You will learn to upload files
19. You will learn about Middleware and security
20. You will learn about sessions
21. You will learn about sending emails
22. You will learn Github or version control
23. You will learn how to install a WYSIWYG editor
24. To install a commenting system / Disqus
25. You will learn to create a BULK functionality that you can use the CRUD on it
26. You will learn to deploy Laravel on share hosting accounts, like godaddy
27. And lots of more cool things

## Explore related topics

1. Laravel
2. PHP (Programming Language)
3. Web Development
4. Development

## This course includes:

1. 43 hours on-demand video
2. 19 articles
3. 32 downloadable resources
4. Access on mobile and TV
5. Certificate of completion

## Course content

52 sections • 409 lectures • 42h 54m total length

Meet your professor Edwin

06:06

Introduction to laravel and MVC

03:38

Reference files

02:10

New - Tools

19:02

New - Using MySQL

09:09

New- Installing Node.js

03:18

New - Installing Laravel

13:09

Installing a Specific Version of Laravel

00:37

NEW - PHP Upgrade

05:57

New - Installing and Using MySQL on MAC OS X

10:12

New - Installing Node.js

07:30

New - Tools and Installing Laravel

18:37

New - Using Valet in your Laravel projects - OPTIONAL

08:22

Installing a Specific Version of Laravel

00:37

New UPDATE - Serving our App

05:20

New UPDATE - Please Watch

01:48

New - Laravel Structure Overview

11:10

Route Introduction

00:59

Routes part 1

08:47

Routes part 2

04:37

Naming Routes

06:32

Intro to chapter with Edwin

01:33

Creating Controllers

08:20

Laravel 8 - IMPORTANT UPDATE

00:23

Routing Controllers

04:14

Passing data

02:53

Resources and Controllers

07:54

Intro to chapter with Edwin

00:31

Creating views and custom method

08:53

Passing data to views

08:59

Intro to chapter with Edwin

01:17

Master layout setup

07:49

Some more blade features

05:59

Intro to chapter with Edwin

01:34

Environment configurations

07:23

New - Windows OS - Migrations

10:52

New - MAC OS - Migrations

08:53

Creating migrations and dropping them

08:47

Adding columns to existing tables using migrations

08:23

Some more migration commands

03:37

Section Intro with Edwin Diaz

01:09

Inserting data

09:21

Reading Data

05:07

Updating Data

02:48

Deleting Data

02:48

Section Intro with Edwin Diaz

01:02

Reading Data

14:26

Reading / Finding with Constraints

05:36

More ways to retrieve data

05:05

Inserting / Saving Data

05:31

Creating data and configuring mass assignment

05:32

Updating with Eloquent

03:38

Deleting Data

04:30

Soft Deleting / Trashing

08:36

Retrieving deleted / trashed records

05:46

Restoring deleted / trashed records

03:52

Deleting a record permanently

04:19

Section intro with Edwin Diaz

01:42

One to One relationship

12:38

The inverse relation

03:28

One to many relationship

06:01

Some random tips

01:53

Many to many relations part 1

06:13

Many to many relations part 2

08:49

Querying intermediate table

12:54

Has many through relation part 1

06:48

Has many through relation part 2

09:44

Polymorphic relation part 1

04:41

Polymorphic relation part 2

12:03

Polymorphic relation the inverse

04:36

Polymorphic relation many to many part 1

07:41

Polymorphic relation many to many part 2

04:52

Polymorphic relation many to many - retrieving

11:06

Polymorphic relation many to many - retrieving owner

07:59

Section Intro with Edwin Diaz

01:11

Creating data with tinker

06:16

Finding record and using constraints in tinker

02:14

Updating and deleting with tinker

05:30

Playing around with relations in tinker

03:07

Section intro with Edwin Diaz

01:41

New - Create a new laravel project with migrations

00:24

Database configuration and migration

04:26

Setting up Relations

03:56

Creating data for user

09:01

Updating Data

06:01

Reading and deleting data

04:06

New - Create a new Laravel Project

00:24

Database migrations

04:24

Relationships and mass assignment

02:29

Inserting Data

09:11

Reading Data

06:29

Updating Data

04:09

Deleting Data

03:24

New - Create a new Laravel Installation

00:24

Database migrations

06:25

Relationships and mass assignment

02:21

Inserting Data

05:50

Reading Data

04:43

Updating Data

05:16

Deleting Data

04:09

Attaching, detaching and syncing

10:25

New - Create a Laravel installation with the Database setup

00:59

Relationships and mass assignment

03:15

Inserting Data

04:51

Reading Data

02:08

Updating Data

02:47

Deleting Data

02:11

Extra techniques

06:51

Creating a New Project with some Migrations - Classwork

00:57

Relationships and mass assignment

02:22

Inserting Data

05:07

Reading and updating data

07:28

Deleting Data

05:54

Section Intro with Edwin Diaz

00:28

Setting up migration and relations

02:05

Setting up views and routes

05:10

4-Setting the markup for create

04:10

Setting up the controller and view

04:35

Persisting data to database

03:17

Reading data

07:52

Showing individual posts and updating

05:52

Preparing the edit view and setting up the token

06:49

10- Editing records and redirecting

04:23

11- Deleting

05:37

Section intro with Edwin Diaz

00:17

Installing package and testing

07:12

Modifying our create form with the form package

08:36

Modifying our edit and delete forms with the form package

08:49

Basic validation

04:27

Displaying errors

06:59

Advance validation

05:25

Creating snippets with PhpStorm

04:12

Section Intro with Edwin Diaz

00:40

Dates

07:05

Accessors

05:30

Mutators

03:35

Query Scope

05:35

Section intro with Edwin Diaz

00:18

UPDATE - IMPORTANT - ABOUT UPLOADING

00:17

Modifying our create view for file input

03:49

Retrieving file data

04:52

Persisting file data into the database

09:28

Displaying images and using accessors to make it easy

06:00

Section intro with Edwin Diaz

00:24

New laravel installation

05:44

Database connection and migrations

02:04

Creating the login system under 1 minute

03:33

Login creation overview

08:55

Retrieving authenticated user data

07:09

Section intro

02:02

Create a new laravel installation (challenge)

03:57

Registering a new middleware and using it

06:55

A more practical way to use middlewares 1 - roles, migration and relations setup

04:12

A more practical way to use middlewares 2 - Custom method

10:10

A more practical way to use middlewares 3 - Custom method

06:00

A more practical way to use middlewares 4 - Custom method

03:35

Section intro with Edwin Diaz

00:32

Setting and reading sessions

05:49

Global session function deleting

03:36

Flashing data

03:46

Section intro with Edwin Diaz

01:08

New laravel installation

02:08

Overview on mailgun

03:54

Email verification

01:20

Configuration

07:39

Sending email part 1 - route

04:51

Sending email part 2 - Finished

05:18

Custom domain

03:05

Git intro

02:50

Git Installation

01:13

Git commands

02:04

Git crash lecture

08:17

Git workflow

06:02

Branches

20:04

Creating repositories on Github

03:48

Git settings

02:23

Cloning and pushing to Github

04:18

Pull request and pulling changes

10:47

Contributing to the project

06:43

New - Adding Bootstrap plus Login & Registration

14:14

How to add templates to Laravel projects

15:20

Creating a simple seeder

06:56

Creating a more advanced seeder with factories

07:22

Let's create factories for all our database tables

11:11

Creating components part 1

09:03

Creating components part 2

07:07

Creating components part 3

04:53

Setting p views part 1

09:58

Setting p views part 2

12:03

Admin View creation setup

11:49

Menu links and migration

07:27

Blog Post view

07:24

Posts migration

08:34

Creating dummy data with relationships - Users with Posts

17:36

Displaying posts on home page

09:19

Displaying individual posts

07:26

Creating a post from admin - Part 1

21:18

Creating a post from admin - Part 2

07:23

Creating a post from admin - Part 3

12:04

Displaying a post from admin - Part 1

06:55

Displaying a post from admin - Part 2

10:40

Displaying a post from admin - Part 3

07:43

Displaying the owner of the post

02:50

CODE - IMPORTANT UPDATE FOR IMAGE ACCESSOR

00:19

Example of Mutators and Accessors with an image path

11:25

Flash messaging and deleting

18:11

Updating a post part 1

07:15

Updating a post part 2

16:53

Creating Authorization Policies part 1

05:23

Creating Authorization Policies part 2

16:18

Creating Authorization Policies part 3 and refactoring

05:46

Laravel pagination

09:05

Creating migrations part 1

06:41

Creating migrations part 2

07:57

Setting up relationships

05:31

Using Tinker to insert Roles and Permissions

08:03

Using permission on Dashboard example

05:30

Creating a user Profile part 1

12:21

Creating a user Profile part 2

08:27

Adding a Username

12:02

Updating the profile

20:37

Displaying all users part 1

08:05

Displaying all users part 2

14:50

Deleting users

08:12

Creating some roles again

05:56

Creating and using Middlewares for Route Authorization

14:07

A little Recap

07:11

Admin and Model Owner Same Access

09:23

Routes for large applications

11:55

Component nesting

05:47

Displaying roles in User profile

08:26

Detecting roles for the user

06:14

Attaching roles part 1

05:48

Attaching roles part 2

10:58

CRUD - Create & Read - part 1

14:18

CRUD - Create & Read - part 2

06:44

CRUD - Create & Read - part 3 - validation

09:47

CRUD - Deleting

09:46

CRUD - Updating part 1

04:54

CRUD - Updating part 2

05:03

CRUD - Updating part 3

09:36

Displaying role permissions

10:19

Attaching and Detaching role permissions

12:58

Displaying and deleting permissions

11:45

Updating permissions

05:17

Protecting routes globally & locally

06:46

Why this section? Please READ!

00:30

Laravel Project Reference Files

02:35

New laravel installation

05:06

Database configuration

01:29

Setting up views

04:45

Users table Migration

04:52

Relation setup and data entry

04:53

Testing relation with Tinker

02:50

Admin controller and routes

03:50

Testing methods

04:11

Installing NodeJs and files download - UPDATE - watch entire lecture

06:22

Gulp and assets

10:30

Admin master file - download file

05:14

Version control and modifying master page

05:38

Displaying users

11:36

Create page

06:20

Laravel collective html package

04:53

Testing form and creating form fields

05:20

Working on user form status field

04:15

Populating the user roles select

05:01

Password field and custom request

05:22

Displaying errors and including with blade

04:36

Adding upload file feature to form

07:45

Persisting data and fixing bug

08:09

User photos migration - relation - mass-assignment

05:31

Creating links and more

08:23

Persisting user with photo part 1

04:15

Persisting user with photo part 2

05:03

Displaying photos using an accessor

07:59

Edit users part 1 - setting up the form

07:12

Edit user part 2 - displaying images and status

05:36

Updating part 1 and displaying errors

05:41

Updating part 2

06:41

Updating part 3 - Fixing loose ends

02:49

Security part 1 - middleware registration

05:08

Security part 2 - middleware - custom method and 404 page

06:27

Deleting users

11:17

Some flash messages

04:25

Deleting images from the directory

06:13

Adding more security

03:20

Setting route files

06:57

Migration

04:08

Displaying post

08:15

Relationship setup

04:40

Creating form part 1

09:46

Creating form part 2

05:43

Creating form part 3

04:21

Creating post 1

04:14

Creating post 2

04:03

Displaying images in post

05:42

Creating model and migration for categories

03:48

Displaying and creating posts with categories

04:36

Let's stop and push to GitHub

03:54

Pushing to GitHub warning

03:02

Editing part 1 - setting up the page and form

06:09

Editing part 2 - Lets edit the post

06:25

Deleting - Challenge

03:13

Deleting - Solution

04:14

Deleting users with relations

05:34

Adding images to edit post

02:27

Setting up categories

04:05

Creating categories

07:28

Updating and deleting categories

11:04

Setting up and displaying media

14:19

Setting up the create view

03:32

Adding the upload plugin

08:00

Uploading images

04:32

Deleting images

05:18

Setting up part 1

14:07

Relations and mass assignment

04:28

Setting up views

06:57

Creating a post part 1

06:28

Creating a post part 2

05:59

Creating a post part 3

04:31

Creating a comment

19:21

Displaying posts

08:33

Approving, un-approving and deleting part 1 - setting it up

06:16

Approving, un-approving and deleting part 2 - Using it

02:59

Displayin comments

05:29

Displaying specific comments

04:58

Displaying comments in post page

11:53

Creating the reply form

06:10

Creating a reply

07:08

Displaying replies

10:59

Displaying replies with Javascript

09:00

Displaying replies in admin part 1

08:13

Displaying replies in admin part 2

09:02

Updating and deleting replies

06:23

Pretty url configuration part 1

08:18

Pretty url configuration part 2 and finished

08:34

Laravel Pagination

06:13

Pulling Gravatars from users

08:58

Brief introduction to changes

04:22

Laravel project reference files download - version 5.3

00:06

Upgrading - Extra folders in this version

13:38

Upgrading routes part 1

05:14

Upgrading routes part 2 - Login

07:26

Upgrading routes part 3 - Route names

10:03

Upgrading users

04:41

Upgrading posts

09:25

Upgrading categories

05:25

Checking out media

02:08

Upgrading middleware

03:44

Upgrading our Pretty URL feature

09:35

Part 1- Downloading packages and installing editor

05:32

Part 2- Making folders and uploading files

07:36

Displaying images

07:23

Installing Disqus

06:24

Part 1 - Creating form, method and route

09:01

Part 2 - Testing our form and deleting

05:25

Part 3 - Adding Javascript / jQuery

06:33

Fixing bulk delete bug and new improvements

10:58

Removing extra delete button

01:49

Intro

03:56

SSH - WINDOWS OS

04:02

SSH - MAC OS

08:13

Module installation and PHP version

01:32

Composer install

07:06

Laravel installer

03:30

Uploading project

04:44

Configuring our environment file

07:06

Our app live on the web

05:02

Logging in

12:57

Displaying images

01:51

Deleting images

02:26

Setting up production settings

00:59

Optional Section

00:10

Intro and part 1

04:37

Laravel upgrade to 5.4 - part two

06:50

Laravel upgrade to 5.4 - part three

07:39

Webpack error - fix

02:00

Optional Section

00:10

Warning PHP Update for 5.5 - (Edwin from the future)

05:27

Laravel Homestead Box Update (Edwin from the future)

00:21

Upgrading the easy way

07:34

Making admin more modular

07:46

Creating an admin controller

04:43

Installing a Chart on admin

04:32

Replacing Chart static data with dynamic data

05:50

Some adjustments to admin posts page

04:17

Installing a Blog Home Page

06:27

Making front-end more modular

05:21

Replacing static with dynamic data for home page

09:40

Some adjustments to single post page

12:20

Making front-end top navigation better

11:00

Front-end Comment Flash messaging modification

06:21

Pagination in the front-end

03:05

5.6 - Optional Section

00:10

5.6 - Upgrading to Laravel 5.6

08:44

Optional Section

00:11

Section intro with Edwin Diaz

04:54

Let's start upgrading to 5.7

07:46

Intalling PHP development environment

04:35

Let's start upgrading to 5.8

04:02

IDE Install

03:15

UPDATE -IMPORTANT - ABOUT ROUTES & PERMISSIONS - MAC

01:21

Optional Section

00:10

Composer

18:37

Creating a Laravel project

04:21

Lets start upgrading our app to 6.0

10:43

Opening a project in the IDE

03:06

Course - UPDATE - app dev extensions - MAC

02:09

Virtual hosts

22:29

## Requirements

Basic OOP PHP

## Description

Right now on Laravel 7.10 but of course as new versions come out, I will keep updating the course.

- **Over 30,000 students in this course and over 600,000 students here at Udemy.**
- **Best Rated, Best Selling, Biggest and just baddest course on Laravel around :)**
- **Oh, it's also the best course for complete beginners and of course regular beginners :)**

Laravel has become one of the most popular if not the most popular PHP framework. Employers are asking for this skill for all web programming jobs and in this course we have put together all of them, to give you the best chance of landing that job; or taking it to the next level.

**Why is Laravel so popular?** Because once you learn it, creating complex applications are easy to do, because thousands of other people have created code we can plug (packages) into our Laravel application to make it even better.

There are many reasons why Laravel is on the top when it comes to PHP frameworks but we are not here to talk about that, right?

You are here because you want to learn Laravel, and find out what course to take, right? Alright, let's list what this course has to offer so that you can make your decision?

### **Benefits of taking this course (I promise to be brief)**

1. Top PHP instructor (with other successful PHP courses with great reviews)
2. Top support groups
3. An amazing project that we will be building and taking to Github
4. Lots of cybernetic coffee to keep you awake.....
5. Did I mention I was not boring and you will not fall asleep?

Ok, Let's break each of these down, shall we?

**Top Instructor.....**

I don't like boasting but my other PHP courses can speak for me :)

**Top support groups**

I make sure everybody helps in the class and we also have Facebook support groups if needed.

**The Amazing project / real-life application...**

On this project, you will learn everything you need for creating awesome applications the easy way with Laravel, and new features will be implemented all the time, just the curriculum and look at the updates section.

***Full Source Code is available at Github***

Oh yeah, we take this to Github (An app repository online) and even show you how, so you will learn that too.

-----

**Practicality.....**

**Lots of practical skill with some theory** so you get more experience that its essential for becoming a **Professional Laravel Developer**.

**This course will take your game a new level.** Imagine being able to create the next Facebook or Twitter, or even getting the developer job you dream of? What about just a programming job? You can achieve all that if you study with us and really focus. We will help you along the way.

**Here are some my lovely students (Not to show off of course) :)**

**REVIEWS ----->**

*Rating: 5.0 out of 5*

\*\*\*\*\*

***Understood MVC in one sentence after so many years! Great job Edwin. A great deal of effort has been put by Edwin to create the content in two parts, first for understanding the basic components (eloquent relationships, views, controller etc) and then actually using it in a project. And he loves teaching. We love learning from him!***

-----

Rating: 5.0 out of 5

***Great Course! Everything was explained well and if you will have any questions they will give you good answers, or you will find the answers in Q&A.***

-----

Rating: 5.0 out of 5

I would recommend this course to Laravel beginners like me, it covers a lot and the idea of learning on short-manageable videos + learning from errors that follow is a home run best approach! I am satisfied with course and especially with teacher Edwin who is extreme motivator.....

Rating: 5.0 out of 5

I loved the course!! Learned a lot and actually applied it, I'm very happy. 10-stars!!!

-----

Get it? Not every course its perfect we do get the best reviews for a good reason, of course you can't please everybody but we try.

Are you ready to to create the next Facebook or Twitter? .....

- Lets start with the fundamentals
- Downloading Laravel
- Installing it with composer
- Lets also use Laravel Homestead
- We learn about Routes, Controllers, views, models, migrations, template engines, middleware and more
- Lets learn the CRUD, create, read, update and deleting data :)
- Wait, lets also learn the CRUD with all the ELOQUENT relationships,

Lets learn so database stuff :)

- One To One
- One To Many
- One To Many (Inverse)
- Many To Many
- Has Many Through
- Polymorphic Relations
- Many To Many Polymorphic Relations
- Querying Relations
- **Relationship Methods Vs. Dynamic Properties**
- Querying Relationship Existence
- Querying Relationship Absence
- Counting Related Models
- **Inserting & Updating Related Models**
- The save Method
- The create Method
- Belongs To Relationships
- Many To Many Relationships

Let me break down some things from the projects but not all, cause my hands are a little tired :)

- **Authentication system**
- **Multi-users with roles, Admins, subscribers and whatever you want :)**
- **User profiles**
- **Uploading photos, multi pictures**
- **Multiple input selections**
- **User, CRUD**
- **Pos CRUD**
- **Category CRUD**
- **Photo CRUD**
- **Pretty URL's**
- **Commenting system, reply system with tree**

- Disqus commenting system
- Sessions, and flash messages
- Email Sending
- EMAIL testing
- Restrictions
- Deployment
- Lots more, too many to list
- Oh did I mention we keep updating the course with new versions?

Did I also mention this LARAVEL course is the best-rated course, the best selling and the biggest of its kind here in Udemy?

Let's start this and let's create big things :)

## Who this course is for:

- People looking for web programming jobs should take this course
- People looking to learn everything about laravel should take this course
- Students who want to take their PHP skills to another level should take this course

## Featured review



**Benoit B.**

14 courses

11 reviews

Rating: 5.0 out of 5

6 years ago

Quite the adventure compared to other tutorials on this site. I love the raw feeling in these videos as you can see the gears turning when Debasis thinks about an issue. Even the pauses in the moments where he's thinking of his next step keeps me captivated. Even when I know what the correct move is, it still keeps 100% of my attention as I want to see what he will do. So far I love the course and look forward to the remainder.

Was this review helpful?

## Students also bought

**Master Laravel & PHP: From Beginner to Advanced**

**Bestseller**

**30.5 total hours**

Updated 7/2025

Rating: 4.5 out of 5

**4.5**

31,985

**Current price**

**\$69.99**



**Let's Learn Laravel & Livewire: A Guided Path For Beginners**

**Highest Rated**

**17 total hours**

Updated 4/2025

Rating: 4.9 out of 5

**4.9**

6,278

**Current price**

**\$59.99**



**NEW Complete Laravel for Beginners to Mastery Bootcamp**

**44 total hours**

Updated 9/2024

Rating: 4.2 out of 5

**4.2**

2,584

**Current price**

**\$54.99**



**Laravel 11 - From Basics to Advance (2024)**

**52 total hours**

Updated 2/2025

Rating: 4.4 out of 5

**4.4**

1,459

**Current price**

**\$59.99**



**Laravel - Build Multi Vendor Ecommerce Website (2024)**

**142 total hours**

Updated 1/2025

Rating: 4.6 out of 5

**4.6**

15,337

**Current price**

**\$59.99**



**Beginning Laravel - From Novice to Professional**

**30.5 total hours**

Updated 6/2025

Rating: 4.6 out of 5

**4.6**

25,895

**Current price**

**\$74.99**



**Laravel 11 - Build a Complete Learning Management System LMS**

**115 total hours**

Updated 4/2025

Rating: 4.6 out of 5

**4.6**

1,621

**Current price**

**\$59.99**



**Master Laravel and Vue - Build SPA Application**

**19.5 total hours**

Updated 7/2025

Rating: 4.5 out of 5

**4.5**

13,442

**Current price**

**\$74.99**



**Laravel - For Beginner to Advanced**

**29 total hours**

Updated 7/2024

Rating: 4.4 out of 5

**4.4**

11,115

**Current price**

**\$59.99**



**Laravel 11: Build a Multi-Vendor Digital Marketplace (2025)**

**101 total hours**

Updated 6/2025

Rating: 4.8 out of 5

**4.8**

358

**Current price**

**\$44.99**



## RESTful API with Laravel: Build a Real API with Laravel

**15 total hours**

Updated 11/2022

Rating: 4.4 out of 5

**4.4**

8,153

**Current price**

**\$74.99**



## Laravel 12 & Vue 3 Mastery – Build API & Monolith SPAs

**37.5 total hours**

Updated 6/2025

Rating: 4.1 out of 5

**4.1**

8,503

**Current price**

**\$84.99**



## PHPUnit - Unit & Selenium Testing For PHP Developers

**10.5 total hours**

Updated 7/2023

Rating: 4.3 out of 5

**4.3**

1,233

**Current price**

**\$69.99**



## Laravel From Scratch

**13.5 total hours**

Updated 2/2025

Rating: 4.6 out of 5

**4.6**

2,120

**Current price**

**\$59.99**



## PHP Mastery - Basics to Advanced with 8 Hands-on Projects

**43.5 total hours**

Updated 1/2025

Rating: 4.6 out of 5

4.6

226

Current price

\$54.99



Complete PHP OOP Concepts for Absolute Beginners + Projects

10.5 total hours

Updated 10/2023

Rating: 4.3 out of 5

4.3

33,621

Current price

\$79.99



Object Oriented PHP & MVC

6.5 total hours

Updated 11/2017

Rating: 4.7 out of 5

4.7

19,311

Current price

\$69.99



SOLID Principles in PHP : Learn how to write better code

Highest Rated

3.5 total hours

Updated 9/2019

Rating: 4.6 out of 5

4.6

1,803

Current price

\$69.99



## Frequently Bought Together



## PHP with Laravel for beginners - Become a Master in Laravel

Learn to master Laravel to make advanced applications like the real CMS app we build on this course

Rating: 4.0 out of 5 | 12,924 reviews | 43 total hours | 409 lectures

All Levels | Current price: \$74.99

Instructors:

**Debasis Paul** | 900,000+ Students, Coding Faculty Solutions

Rating: 4.0 out of 5

**4.0**(12,924)

Current price

**\$74.99**



## PHP for Beginners - Become a PHP Master - CMS Project

PHP for Beginners: learn everything you need to become a professional PHP developer with practical exercises & projects.

Rating: 4.3 out of 5 | 25,150 reviews | 40.5 total hours | 332 lectures

All Levels | Current price: \$74.99

Instructors:

**Debasis Paul** | 900,000+ Students, Coding Faculty Solutions

Rating: 4.3 out of 5

**4.3**(25,150)

Current price

**\$74.99**



## PHP OOP: Object Oriented Programming for beginners + Project

PHP OOP: Learn Object Oriented PHP by Building a Real World Application Making You a PHP Developer from Zero to Hero

Rating: 4.3 out of 5 | 4,153 reviews | 20 total hours | 232 lectures

All Levels | Current price: \$74.99

Instructors:

**Debasis Paul** | 900,000+ Students, Coding Faculty Solutions

Rating: 4.3 out of 5

**4.3**(4,153)

Current price

**\$74.99**

Total:

Current price

**\$224.97**

# Instructors

**Debasis Paul | 900,000+ Students**

Web & Software Engineer & Top Instructor - Changing Lives



4.4 Instructor Rating

139,986 Reviews

916,465 Students

45 Courses

## **Debasis Paul: A Leading Engineer, Life Coach, and Serial Entrepreneur**

### **Transforming Lives Through Programming Courses**

**Debasis Paul** is not just a name in the world of software development and web technologies—he is a powerhouse of knowledge and experience, a life coach, and a successful serial entrepreneur. His journey is a testament to the incredible impact that one person can have through dedication, passion, and the desire to empower others. With expertise spanning numerous programming languages and frameworks, **Debasis Paul** has become a beacon for those looking to break into the tech industry or enhance their existing skills.

### **A Multifaceted Professional: Combining Technology with Life Coaching**

**Debasis Paul's** career is a perfect blend of technical expertise and a passion for teaching. As a software and web technologies engineer, he has mastered many programming languages, including PHP, JavaScript, and Python. His deep understanding of these languages enables him to teach complex concepts in a way that is accessible and engaging.

In addition to his technical prowess, **Debasis Paul** is a certified life coach, helping individuals achieve success in various aspects of their lives. This unique combination of skills allows him to offer more than just programming courses; he provides a holistic approach to personal and professional growth. Whether you're learning how to build applications using Laravel, mastering front-end frameworks like React and Vue, or simply seeking guidance on how to navigate life's challenges, **Debasis Paul** has the expertise to guide you.

### **The Entrepreneurial Journey: Building Multiple Online Businesses**

**Debasis Paul's** entrepreneurial spirit has led him to establish multiple online businesses across various sectors. From running online jewelry shops to creating successful affiliate websites, his ventures are diverse and thriving. He also offers application development and consultation services, drawing on his extensive knowledge of frameworks like Laravel and front-end technologies like React and Vue.

One of **Debasis Paul's** most significant achievements is the creation of his personal online schools, where he teaches web technologies and life coaching to a global audience. These platforms offer comprehensive programming courses covering essential languages like PHP, JavaScript, Python, and more. His courses are designed not just to impart knowledge but to transform lives by empowering students to take control of their careers and achieve their dreams.

## **Reaching Millions: The Impact of Debasis Paul's Programming Courses**

With over one million students enrolled in his programming courses, **Debasis Paul's** influence in the tech industry is undeniable. His ability to break down complex concepts into understandable lessons has made his courses incredibly popular among beginners and experienced developers alike. Every day, thousands of new students join his classes, eager to learn from one of the best in the field.

**Debasis Paul's** courses cover a wide range of topics, ensuring that there is something for everyone. Whether you're interested in mastering back-end development with PHP and Laravel, building dynamic front-end interfaces with JavaScript frameworks like React and Vue, or understanding the fundamentals of HTML and CSS, **Debasis Paul's** programming courses provide a solid foundation. His teaching style is hands-on, with practical examples and real-world projects that ensure students not only learn but also apply what they've learned in meaningful ways.

## **Why Debasis Paul's Courses Stand Out**

There are many reasons why **Debasis Paul's** programming courses stand out from the rest:

**Comprehensive Content:** **Debasis Paul's** courses are thorough, covering every aspect of web development. From PHP and JavaScript to Python and various frameworks like Laravel, React, and Vue, his courses provide a complete learning experience.

**Practical, Real-World Projects:** Learning by doing is a core philosophy in **Debasis Paul's** teaching. His courses include numerous real-life projects that allow students to apply what they've learned in practical scenarios. This approach not only reinforces learning but also prepares students for the challenges they will face in the professional world.

**Beginner-Friendly Approach:** While his courses are comprehensive, **Debasis Paul** ensures that beginners are not left behind. His teaching style is accessible, breaking down complex topics into manageable lessons that even those new to programming can grasp.

**Advanced Topics for Experienced Developers:** For those who are already familiar with the basics, **Debasis Paul** offers advanced courses that delve into more complex topics. Whether it's mastering advanced features of Laravel, optimizing performance in React applications, or building scalable APIs with PHP, **Debasis Paul's** courses cater to all levels.

**Holistic Development:** **Debasis Paul's** background as a life coach allows him to incorporate elements of personal development into his courses. This holistic approach ensures that students not only grow as developers but also as individuals, equipped with the skills and mindset needed for success.

**Regular Updates:** The tech industry is constantly evolving, and **Debasis Paul** ensures that his courses remain up-to-date with the latest trends and best practices. Whether it's new features in PHP, the latest updates in JavaScript frameworks like React and Vue, or emerging trends in Python development, **Debasis Paul's** content is always current.

### **Debasis Paul: The Instructor Who Transforms Lives**

For **Debasis Paul**, teaching is more than just a job—it's a calling. His ability to transmit energy, enthusiasm, and knowledge is what sets him apart from other instructors. He understands that learning to code is not just about understanding syntax; it's about building confidence, developing problem-solving skills, and preparing for a successful career in tech.

**Debasis Paul's** commitment to his students is evident in the support he provides. Whether through interactive forums, one-on-one mentorship, or regular feedback on projects, **Debasis Paul** ensures that his students feel supported throughout their learning journey. His dedication to teaching has earned him a reputation as one of the most engaging and effective instructors in the industry.

### **Balancing Professional Success with Personal Fulfillment**

Despite his busy schedule, **Debasis Paul** understands the importance of work-life balance. When he's not teaching or running his businesses, he enjoys spending quality time with his family. This balance between professional success and personal fulfillment is something **Debasis Paul** strives to instill in his students as well. He believes that true success is not just measured by career achievements but also by the quality of life one leads.

### **Conclusion: Empowering the Next Generation of Developers**

**Debasis Paul's** journey from software engineer to life coach and serial entrepreneur is a story of passion, dedication, and the desire to make a difference. Through his comprehensive programming courses, he has empowered thousands of students to achieve their goals and transform their lives. Whether you're just starting with HTML and CSS or looking to master advanced frameworks like Laravel, React, and Vue, **Debasis Paul's** courses offer the knowledge and support you need to succeed.

His influence in the world of PHP, JavaScript, Python, and many other programming languages is undeniable, and his commitment to teaching and personal development continues to inspire. By choosing **Debasis Paul** as your instructor, you're not just learning to code—you're joining a community of learners dedicated to achieving excellence in both their personal and professional lives.

If you're ready to take your skills to the next level, explore Edwin Diaz's programming courses today and start your journey toward becoming a successful developer.



4.4 Instructor Rating

131,165 Reviews

817,406 Students

36 Courses

Coding Faculty creates high quality technology training content. We aim to teach technology the right way but at the same time putting emphasis on each of our students. We are a growing team of professional trainers who love our work but overall helping our students reach their maximum potential in their career.

**4 course rating**13K ratings

**Sean C.**

Rating: 5.0 out of 5

a month ago



Yes, this course is old. Laravel 12 is out and this course covers 5 through 7. But the truth is -- not much has changed. And for the things that HAVE changed, a quick Google search will show you how to adjust to a newer version of the framework. I bought this course several years ago but never actually got around to using it until NOW (2025), and I wish I had used it much sooner. Edwin is an excellent instructor, and he's also very responsive -- I never had to wait more than about 12 hours for a response from him even with this old course. A few things I really liked about this course: - No exercise files to download -- the app was built over the course of the...uhh...course. I really hate to have to download exercise files, especially when there are new ones with each lecture. - Edwin was kind of improvising as he was building the app, including leaving in his mistakes -- that was actually a cool way to inadvertently quiz me on the spot over what mistakes he made, etc., and Edwin himself emphasized the importance of debugging. - Edwin is clearly enthusiastic about that material. Well, that enthusiasm is catchy. Now that I've finished the course, I'm starting from scratch a project I started working on TWELVE years ago (!! ) in CodeIgniter and have unfortunately abandoned. I'm shocked at how quickly I'm progressing with Laravel! And I'm going to go on to a VueJS course and learn how to use the two in conjunction.

Helpful?

**Marion Mwikali K.**

Rating: 5.0 out of 5

2 months ago

it was excellent

Helpful?

**Tabish S.**

Rating: 2.0 out of 5

2 months ago

This course is very old, currently Laravel 12 is being used but this course using Laravel 5 and 6.

Feel like wasting money

Helpful?

**Szabó G.**

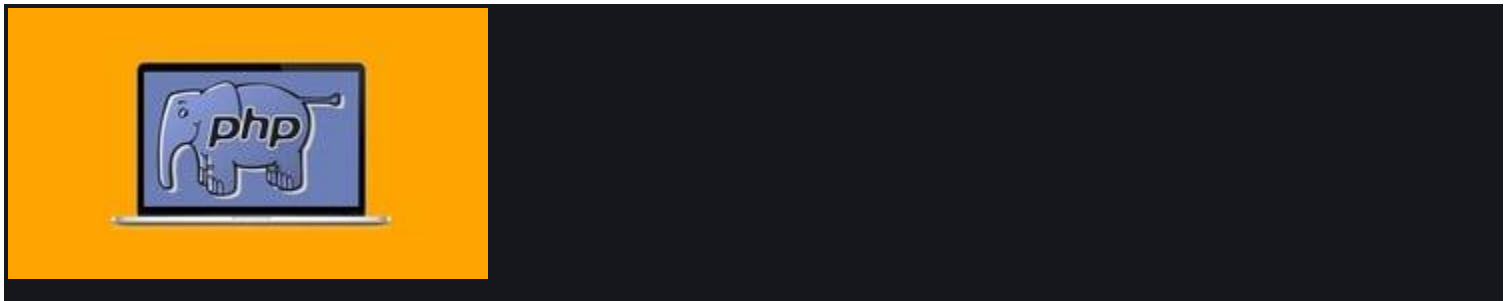
Rating: 4.0 out of 5

3 months ago

For anyone reading this, wondering if the course is worth the time: it does. Edwin sometimes got in a loop and saying stuff we dont really care about, but its hilarious, also teaching very good. But i recoment doing the PHP OOP course first, then come to this Laravel stuff, because your brain will blow up in the first moment you getting into learning this framework.

Helpful?

## More Courses by Debasis Paul | 900,000+ Students



### PHP for Beginners - Become a PHP Master - CMS Project

**PHP for Beginners: learn everything you need to become a professional PHP developer with practical exercises & projects.** Rating: 4.3 out of 5  
25150 reviews 40.5 total hours 332 lectures All Levels Current price: \$74.99

Instructors:

**Debasis Paul** | 900,000+ Students, Coding Faculty Solutions

Rating: 4.3 out of 5

**4.3**(25,150)

40.5 total hours

332 lectures

All Levels

**Current price**

**\$74.99**



**PHP OOP: Object Oriented Programming for beginners + Project**  
**PHP OOP: Learn Object Oriented PHP by Building a Real World Application Making You a PHP Developer from Zero to Hero** Rating: 4.3 out of 54153 reviews 20 total hours 232 lectures All Levels Current price: \$74.99

Instructors:

**Debasis Paul** | 900,000+ Students, Coding Faculty Solutions

Rating: 4.3 out of 5

**4.3**(4,153)

20 total hours

232 lectures

All Levels

**Current price**

**\$74.99**



**HTML and CSS for Beginners - Build a Website & Launch ONLINE**

**HTML and CSS for Beginners** course will give you all the knowledge you need to master HTML and CSS easily and quickly. Rating: 4.5 out of 537436 reviews 9 total hours 81 lectures All Levels Current price: \$54.99

Instructors:

**Debasis Paul** | 900,000+ Students, Coding Faculty Solutions

Rating: 4.5 out of 5

**4.5**(37,436)

9 total hours

81 lectures

All Levels

**Current price**

**\$54.99**

## More Courses by DebasisPaul Learn



**PHP for Beginners - Become a PHP Master - CMS Project**

**PHP for Beginners:** learn everything you need to become a professional PHP developer with practical exercises & projects. Rating: 4.3 out of 525150 reviews 40.5 total hours 332 lectures All Levels Current price: \$74.99

Instructors:

**Debasis Paul** | 900,000+ Students, Coding Faculty Solutions

Rating: 4.3 out of 5

**4.3**(25,150)

40.5 total hours

332 lectures

All Levels

**Current price**

**\$74.99**



**PHP OOP: Object Oriented Programming for beginners + Project**

**PHP OOP: Learn Object Oriented PHP by Building a Real World Application Making You a PHP Developer from Zero to Hero** Rating: 4.3 out of 54153 reviews20 total hours232 lecturesAll LevelsCurrent price: \$74.99

Instructors:

**Debasis Paul** | 900,000+ Students, Coding Faculty Solutions

Rating: 4.3 out of 5

**4.3**(4,153)

20 total hours

232 lectures

All Levels

**Current price**

**\$74.99**



**HTML and CSS for Beginners - Build a Website & Launch ONLINE**

**HTML and CSS for Beginners** course will give your all the knowledge you need to master HTML and CSS easily and quickly. Rating: 4.5 out of 537436 reviews9 total hours81 lecturesAll LevelsCurrent price: \$54.99

Instructors:

**Debasis Paul** | 900,000+ Students, Coding Faculty Solutions

Rating: 4.5 out of 5

**4.5**(37,436)


9 total hours

81 lectures

All Levels

**Current price \$54.99**

Top companies choose Udemy Business to build in-demand career skills.



Explore top skills and certifications

Development Web Development Laravel

# Master Laravel & PHP: From Beginner to Advanced

Build 5 Real-World Projects, Master the Full PHP Ecosystem and Go From Beginner to a Hired Full-Stack Developer

**Bestseller**

31,986 students

Created by Debasis Paul | 73,000+ Students

Last updated 7/2025

English

English [Auto], Arabic [Auto], Czech [Auto], German [Auto], Indonesian [Auto], Italian [Auto], Latvian [Auto], Lithuanian [Auto], Polish [Auto], Portuguese [Auto], Simplified Chinese [Auto], Spanish [Auto]

## Subscribe to Udemy's top courses

Get this course, plus 26,000+ of our top-rated courses, with Personal Plan. [Learn more](#)

Starting at \$11.00 per month after trial

Cancel anytime

or

**Current price**

**\$69.99**

30-Day Money-Back Guarantee

Full Lifetime Access

## Master Laravel & PHP: From Beginner to Advanced

**Bestseller**

Rating: 4.5 out of 5

**4.5** ([5,828 ratings](#))

31,986 students

## What you'll learn

1. Build Complex, Production-Ready Applications with Laravel from the Ground Up
2. Master the Full PHP Language: Go from a Complete Beginner to Writing Clean, Modern, Object-Oriented PHP Code
3. Architect and Implement Complex Database Structures, Relationships, and Advanced Queries with the Eloquent ORM

4. Design and Build Professional RESTful APIs That Can Power Any Front-End or Mobile Application
5. Implement Rock-Solid, Secure User Authentication and Authorization Systems with Laravel Sanctum, Gates, and Policies
6. Create Dynamic, Interactive, Real-Time User Interfaces with Livewire and Alpine.js
7. Master Advanced Laravel Features, Including Task Scheduling, Queues, Notifications, and Email Sending
8. Handle Complex File Uploads, Storage, and Management with Ease
9. Optimize Your Application's Performance with Advanced Caching Strategies
10. Build Beautiful, Responsive UIs with Modern Front-End Tools like Tailwind CSS and Vite

## Explore related topics

### This course includes:

1. 30.5 hours on-demand video
2. 10 articles
3. 3 downloadable resources
4. Access on mobile and TV
5. Certificate of completion

### Course content

8 sections • 195 lectures • 30h 24m total length

Introduction, What You'll Learn and the Course Projects

13:04

IMPORTANT: Before You Start!

02:20

Windows Setup

12:29

MacOS Setup

11:33

Linux Setup

11:37

Code Editor & Extensions

00:46

Project #1 - Section Introduction

01:41

Creating a Laravel Project

08:04

Quick Overview of Laravel Directory Structure

09:22

UPGRADE to LARAVEL 11 - IMPORTANT!

00:22

All About Routing

14:42

Blade Templates

09:08

Blade Directives

13:49

Layouts Using Template Inheritance

17:49

Running a MySQL Database and Client Using Docker

05:32

Connecting to the Database From Laravel

06:53

Models and Migrations

13:01

Model Factory and Seeder

15:36

Model and Reading Data

12:24

Forms and CSRF Protection

13:05

Validating and Storing Data

09:30

Sessions, Errors & Flash Messages

10:09

Edit Form

10:10

Keeping Old Values in the Form

03:08

Reusability (Route Model Binding Form Requests, Mass Assignment)

17:20

Deleting Data

04:53

Reusing Blade Code - Subviews

08:54

Adding Pagination

04:29

Toggling Task State

09:48

Adding Styling with Tailwind CSS

12:47

Styling the Task Page

17:04

Styling Forms

10:53

Styling Flash Message & Using Alpine.js

15:04

Project #2 - Section Introduction

02:14

UPGRADE to LARAVEL 11 - IMPORTANT!

00:57

Creating the Book Review Project and Setting Up

08:00

Defining the One to Many Relationship

11:08

Factory & Seeder

14:58

Querying & Associating Related Models

16:40

Local Query Scopes

11:18

Aggregations on Relations

06:53

Highest Rated & Popular Books

06:47

HEADS UP! Explaining the Confusion with "Popular Books" Feature!

01:29

Getting Books with Recent Reviews

16:33

Controllers & Resource Controllers

12:10

Displaying the Book List

18:10

Filter Books by Title - Adding the Form

07:43

Popular or Highest Rated - the View

14:37

Popular or Highest Rated - the Logic

11:04

One Book Page

09:58

Cache and Caching Queries

12:04

Invalidating Cache

17:56

Rating and Review Count on All Pages

13:18

Blade Components - Star Rating Component

11:39

Scoped Resource Controller - Adding a Review

17:52

Rate Limiting

12:57

Project #3 - Section Introduction

01:30

UPGRADE to LARAVEL 11 - IMPORTANT!

00:28

Laravel 11: No api.php route file

00:15

Creating the REST API Project

18:37

Seeding Data for the REST API

14:40

Postman REST Client Crash Course

15:27

Storing Data and Validation

14:38

Updating and Deleting Data

09:11

API Resources - Controlling JSON Response

14:08

Attendees and Pagination

15:44

Optional Relation Loading

12:49

Universal Relation Loading Trait

17:49

Loading Attendee Relations

02:49

Setting Up Authentication Using Sanctum

18:51

Protecting Routes

10:42

Automatically Adding Token in Postman Requests

03:40

Revoking Tokens and Signing Out

07:43

Laravel 11: Authorization changes

00:19

Authorization with Gates

18:04

Authorization with Policies

15:46

Manual Authorization with Policies

01:52

Reminding About Events - Custom Artisan Command

13:53

Reminding About Events - Task Scheduling

09:17

Reminding About Events - Notifications and Email Sending

14:22

Reminding About Events - Queues

09:43

Throttling the API

07:11

Project #4 - Section Introduction

01:57

UPGRADE to LARAVEL 11 - IMPORTANT!

00:28

Creating the Project and Setting Up Livewire

06:10

Creating Models and Migrations for the Poll App

12:18

Your First Livewire Component

08:22

How Livewire Works?

08:49

Actions in Livewire

08:30

Editing Poll Options

06:20

Creating a Poll

07:42

Refactoring the Poll Storing Code

06:27

Validation in Livewire

10:39

Listing Polls Component

08:09

Events - Communication Between Components

05:46

Voting in Polls!

04:32

Project #5 - Section Introduction

04:14

UPGRADE to LARAVEL 11 - IMPORTANT!

00:28

Creating the Job Board Project and Job Model

14:36

Adding Laravel Debugbar

04:00

Setting Up Tailwind CSS using Vite (and Node)

13:47

Layouts Using Components

08:40

Jobs Page & Card Component

10:42

Jobs Page: Tag Component & Job Info

11:22

Job Page: Job Card & Link Button Components

12:51

Breadcrumbs Navigation

16:25

Filtering Jobs: Tailwind Form Plugin & Text Inputs

16:20

Filtering Jobs: Form & Searching for Text in Job Posts

09:20

Filtering Jobs: Min & Max Salary

07:56

Filtering Jobs: Radio Button Filters (Select One Option of Many)

13:01

Filtering Jobs: Radio Group Component

08:20

Filtering Jobs: Configuring Labels and Talking About Arrays in PHP

13:40

Filtering Jobs: Clearing the Input

16:15

Refactor Time: Gradient Background, Styling Buttons, Adding Alpine.js

13:16

Refactor Time: Plain Vanilla JavaScript to Alpine.js

08:29

Refactor Time: Refactoring Filtering Backend Logic

15:23

Employer: Model, Migration, Relations

11:14

Employer: Factory & Seeder

08:26

Employer: Searching By Employer Name

06:26

Employer: Other Employer Jobs on the Job Page

08:00

Authentication: The Controller

05:14

Authentication: Sign-in Form

12:56

Authentication: Sign-in Logic

09:54

Authentication: Logging Out

14:16

Applying for Jobs: Model, Factory, Relations & Migration

09:25

Applying for Jobs: Controller, Routing and Application Form

11:24

Applying for Jobs: The Logic

10:11

Applying for Jobs: The Job Policy

09:48

Applying for Jobs: Did I Already Apply?

07:11

My Applications: Controller and View

10:26

My Applications: Applicant Count, Average Asking Salary

10:34

My Applications: Cancelling Applications

08:24

File Uploads: Understanding File System & Configuring Disks

12:00

File Uploads: Uploading Files

11:25

Refactor Time: Displaying Input Errors

13:00

Refactor Time: Label Component

06:50

Refactor Time: Flash Errors

01:39

Employer: Register as an Employer

13:17

Employer: Middleware Checking for Permissions

12:19

Employer: Adding Jobs Form

16:14

Employer: Adding Jobs Logic

11:43

Employer: Job List

14:26

Employer: Editing Job Offer

12:26

Employer: Job Policy

14:28

Employer: Soft Deletes

10:35

Employer: Soft Deletes - Querying for Trashed Records

05:54

Where Are We Right Now?

01:52

Download the DIAGRAMS!

00:03

How to Run PHP Programs

03:09

First PHP Expressions

10:28

Data Types

03:44

Practical Data Types

09:54

Conditionals - If Statement

11:50

Loops - While Loop (Guess the Secret Game)

07:34

Loops - For Loop (Rocket Launch Countdown!)

07:48

Do...While Loop (Roll the Dice Game)

04:52

Foreach Loop (Count the Items in the Basket)

04:16

You Didn't Know the Switch Statement (Clothes Size Demo)!

13:46

Match Expression [PHP 8.0+] (HTTP Error Codes Demo)

04:33

Require/Include (Config File Demo)

07:40

Basics of Functions

04:46

Optional Function Arguments

02:32

Types in Functions

06:59

Variadic Function Arguments

13:13

Anonymous Functions

08:53

References

05:11

Passing by Value and Passing by Reference

05:00

Performance Test: Ref vs Value - Big Data Example. Is There a Difference?

07:03

Variable Scope

14:18

Null in PHP (How it Feels to Have Nothing)

09:36

Union Types

04:57

Named Function Arguments [PHP 8.0+] - Forget About the Order!

03:50

Arrow Functions [PHP 7.4] - Single Expression Short Functions

06:29

Pure Functions

03:58

Higher-Order Functions

07:02

Recursion - Functions Calling Themselves

04:36

Generator Functions - For Memory Intensive Tasks

04:36

So Many Ways to Write Strings

04:24

String Accessing & Manipulation

04:28

Searching Through Text and Regular Expressions

04:24

Formatting Strings

05:48

Advanced Stuff - Base64, Escaping, URL Encoding

07:30

Integer, Floating Point, Formatting & Functions, Random Numbers, Min, Max

05:56

Arrays #1 - Indexed, Associative, Multi-Dimensional, Sort, Filter, Map, Reduce

13:49

Arrays #2 - Diff, Merge, Intersect, Values, Keys, Unpacking

13:39

Classes in PHP

07:59

Class Inheritance

08:12

Class Members Visibility

05:03

Static Class Members (Singleton Example)

09:05

Interfaces (Payment Processors Example)

11:10

Abstract Classes

13:24

Payment Processors: Abstract Classes & Interfaces Overview

07:33

Traits

05:46

Final & Readonly Keywords

08:57

Enums (Is It Weekend Yet?)

04:16

## Requirements

1. No prior PHP or Laravel experience is required. This course includes a complete "PHP From Scratch" module that will teach you everything you need to know. We will guide you every step of the way.
2. A basic understanding of web development concepts (like HTML) is helpful, but not strictly necessary. We start from the very beginning.

## Description

Are you ready to stop building simple scripts and start building the robust, high-performance web applications that power businesses?

The PHP ecosystem is more powerful than ever, and Laravel is the undisputed king. But learning it from documentation and scattered tutorials is a slow, frustrating process. This course is the solution. It's a complete, career-in-a-box system designed to transform you into a confident, professional Laravel developer, even if you're starting with zero PHP knowledge.

We don't just teach you syntax; we teach you how to think like a senior developer. You will learn the 'why' behind every architectural decision, from database design to API security.

Together, we will build **five** distinct, portfolio-worthy applications from a completely blank screen to a launch-ready state. Each project teaches you a new layer of the modern web:

1. **Task List:** Master the fundamentals of MVC, CRUD, and form handling.
2. **Book Review System:** Dive deep into database relationships, advanced querying, and caching.
3. **RESTful API:** Build a secure, professional API with authentication and scheduled tasks.
4. **Livewire Poll App:** Create dynamic, real-time user interfaces with Livewire.

5. **Full Job Board:** A complete SaaS-style application with advanced filtering, user authentication, employer dashboards, and file uploads.

By the end of this journey, you will have a deep understanding of the entire application development lifecycle and a portfolio of projects that will get you noticed.

## Who this course is for:

- For aspiring developers who want to skip the years of trial-and-error and learn how to build professional web applications the right way.
- For anyone who wants to become a highly paid, in-demand Laravel & PHP developer.
- For backend developers who want to master the world's most popular web framework.
- For developers who are ready to build a portfolio of impressive projects that will land them their next job.

## Featured review



**Timothy H.**

14 courses

4 reviews

Rating: 4.5 out of 5

5 years ago

There is a wealth of information in this 30 hour course. Sometimes it's interesting to watch other courses in Laravel and realize how much you have learned. I have picked out my first project and when I'm done with the course I will develop it.

Was this review helpful?

## Students also bought

**Laravel 11: Build a Multi-Vendor Digital Marketplace (2025)**

**101 total hours**

Updated 6/2025

Rating: 4.8 out of 5

**4.8**

358

**Current price**

**\$44.99**



**Master Laravel and Vue - Build SPA Application**

**19.5 total hours**

Updated 7/2025


Rating: 4.5 out of 5

**4.5**

13,442

**Current price**

**\$74.99**



**Let's Learn Laravel & Livewire: A Guided Path For Beginners**

**Highest Rated**

**17 total hours**

Updated 4/2025

Rating: 4.9 out of 5

**4.9**

6,278

**Current price**

**\$59.99**



**Laravel - Build Multi Vendor Ecommerce Website (2024)**

**142 total hours**

Updated 1/2025

Rating: 4.6 out of 5

**4.6**

15,337

**Current price**

**\$59.99**



**Laravel 11 - Build a Complete Learning Management System LMS**

**115 total hours**

Updated 4/2025

Rating: 4.6 out of 5

**4.6**

1,621

**Current price**

**\$59.99**



**Beginning Laravel - From Novice to Professional**

**30.5 total hours**

Updated 6/2025

Rating: 4.6 out of 5

**4.6**

25,895

**Current price**

**\$74.99**



## Laravel 11 - From Basics to Advance (2024)

**52 total hours**

Updated 2/2025

Rating: 4.4 out of 5

**4.4**

1,459

**Current price**

**\$59.99**



## PHP with Laravel for beginners - Become a Master in Laravel

**43 total hours**

Updated 3/2021

Rating: 4.0 out of 5

**4.0**

58,077

**Current price**

**\$74.99**



## Laravel From Scratch

**13.5 total hours**

Updated 2/2025

Rating: 4.6 out of 5

**4.6**

2,120

**Current price**

**\$59.99**



## NEW Complete Laravel for Beginners to Mastery Bootcamp

**44 total hours**

Updated 9/2024


Rating: 4.2 out of 5

**4.2**

2,584

**Current price**

**\$54.99**



## Laravel - For Beginner to Advanced

**29 total hours**

Updated 7/2024

Rating: 4.4 out of 5

**4.4**

11,115

**Current price**

**\$59.99**



**Modern PHP: The Complete Guide - from Beginner to Advanced**

**Bestseller**

**45.5 total hours**

Updated 1/2025

Rating: 4.8 out of 5

**4.8**

6,504

**Current price**

**\$59.99**



**Laravel 12 & Vue 3 Mastery - Build API & Monolith SPAs**

**37.5 total hours**

Updated 6/2025

Rating: 4.1 out of 5

**4.1**

8,503

**Current price**

**\$84.99**



**Modern PHP: Build a Framework and Projects**

**20 total hours**

Updated 7/2025

Rating: 4.6 out of 5

**4.6**

1,177

**Current price**

**\$54.99**



**SOLID Principles in PHP : Learn how to write better code**

**Highest Rated**

**3.5 total hours**

Updated 9/2019

Rating: 4.6 out of 5

**4.6**

1,803

**Current price**

**\$69.99**



## RESTful API with Laravel: Build a Real API with Laravel

**15 total hours**

Updated 11/2022

Rating: 4.4 out of 5

**4.4**

8,153

**Current price**

**\$74.99**



## PHP From Scratch | Beginner To Advanced

**18.5 total hours**

Updated 1/2025

Rating: 4.7 out of 5

**4.7**

9,322

**Current price**

**\$19.99**



## PHP Unit Testing with PHPUnit

**Bestseller**

**3 total hours**

Updated 6/2025

Rating: 4.5 out of 5

**4.5**


11,393

**Current price**

**\$74.99**



## Frequently Bought Together



## Master Laravel & PHP: From Beginner to Advanced

**Build 5 Real-World Projects, Master the Full PHP Ecosystem and Go From Beginner to a Hired Full-Stack Developer** Rating: 4.5 out of 55823 reviews30.5 total hours195 lecturesAll LevelsCurrent price: \$69.99

Instructor:

Piotr Jura | 73,000+ Students

Rating: 4.5 out of 5

**4.5**(5,823)

**Current price**

**\$69.99**

**Bestseller**



## Master Laravel and Vue - Build SPA Application

Build Advanced SPAs with Vue, Inertia, Laravel and Tailwind CSS. Build a great portfolio project. Rating: 4.5 out of 52348 reviews19.5 total hours182 lecturesAll LevelsCurrent price: \$74.99

Instructor:

Piotr Jura | 73,000+ Students

Rating: 4.5 out of 5

**4.5**(2,348)

**Current price**

**\$74.99**



## Laravel 12 & Vue 3 Mastery – Build API & Monolith SPAs

Build, test & deploy modern API-based and monolith SPAs Two real-world fullstack apps for your portfolio Rating: 4.1 out of 51216 reviews37.5 total hours305 lecturesAll LevelsCurrent price: \$84.99

Instructors:

Eding Muhamad Saprudin, TutsPrime Online Education

Rating: 4.1 out of 5

**4.1**(1,216)

**Current price**

**\$84.99**

Total:

**Current price**

**\$229.97**

# Instructor

**Debasis Paul | 73,000+ Students**

Best Selling and Highest Rated Web Development Instructor



4.5 Instructor Rating

11,919 Reviews

74,973 Students

11 Courses

Hi, I'm **Debasis Paul**, a seasoned web development expert with over 15 years of experience. As a bestselling Udemy instructor, I've helped thousands of students enhance their coding skills. I specialize in making complex technologies easy to understand through practical and engaging courses. Whether you're interested in Vue, Node.js, Symfony, or Laravel, my courses are designed to take your skills to the next level.

## 4.5 course rating 6K ratings

**Syed A.**

Rating: 4.0 out of 5

**3 weeks ago**

yeah it was a good course covering all aspects and points. but i felt that some topics required more explanation and there should be some tasks for the student to perform. But overall it was a very nice course

Helpful?

**Ammiel Jezreel A. L.**

Rating: 5.0 out of 5

**3 months ago**

Really helped me refresh my memory on Laravel! So many updates that i have to catch up on but this is a big help for me. thank you Piotr!

Helpful?

**Chris M.**

Rating: 5.0 out of 5

**6 months ago**

This course is excellent, with clear explanations and detailed instructions from the author every step of the way. To get the most out of it, ensure you're using the latest stable versions of key components like Laravel (I used version 11), PHP, and Livewire. The course reflects updates for these versions, but you may need to make minor adjustments if transitioning from Laravel version 10 to 11.

Helpful?

**Bence B.**

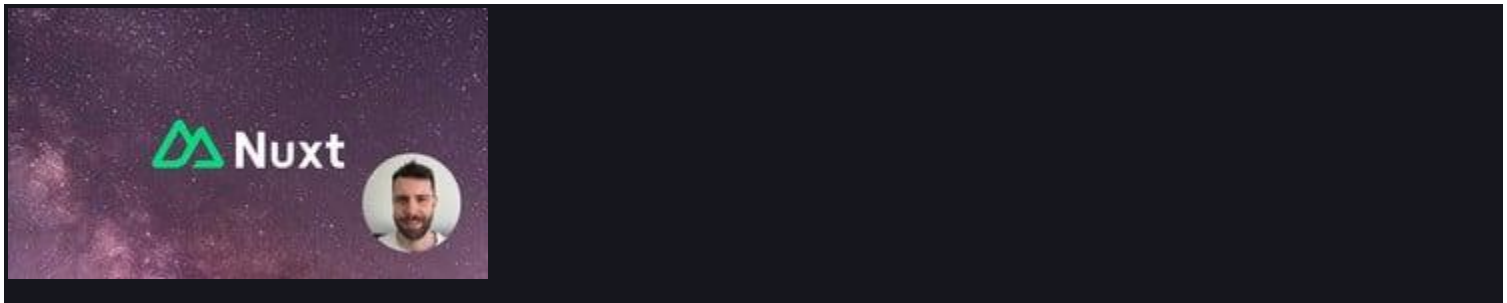
Rating: 5.0 out of 5

6 months ago

Piotr lead me through 5 interesting Laravel projects which he explained perfectly understandable. I can say now I have a confident knowledge of the basics of this framework and I can't wait to jump into my own projects using what I've learned. Thank you for putting together this course!

Helpful?

## More Courses by Debasis Paul | 73,000+ Students



### Master Nuxt - Full-Stack Complete Guide

Learn Nuxt: Intuitive Vue Framework, Build and Deploy 2 Production Grade Full-Stack Apps  
Rating: 4.3 out of 5730 reviews  
15.5 total hours  
114 lectures  
All Levels  
Current price: \$59.99

Instructor:

**Debasis Paul** | 73,000+ Students

Rating: 4.3 out of 5

**4.3**(730)

15.5 total hours

114 lectures

All Levels

**Current price**

**\$59.99**



### Master Laravel and Vue - Build SPA Application

Build Advanced SPAs with Vue, Inertia, Laravel and Tailwind CSS. Build a great portfolio project.  
Rating: 4.5 out of 52348 reviews  
19.5 total hours  
182 lectures  
All Levels  
Current price: \$74.99

Instructor:

**Debasis Paul** | 73,000+ Students

Rating: 4.5 out of 5

4.5(2,348)

19.5 total hours

182 lectures

All Levels

**Current price**

**\$74.99**



## Symfony Framework Hands-On 2025

Learn the Symfony PHP Framework using most modern PHP 8 and build a great interactive social web project! Rating: 4.6 out of 5955 reviews 12 total hours 116 lectures All Levels Current price: \$59.99

Instructor:

**Debasis Paul** | 73,000+ Students

Rating: 4.6 out of 5

4.6(955)

12 total hours

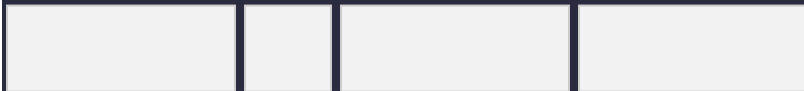
116 lectures

All Levels

**Current price**

**\$59.99**

Top companies choose **Udemy Business** to build in-demand career skills.



Explore top skills and certifications