Needed materials

20 Water, 12 Fabric, 40 Paper, 20 Matches, 18 Saws

Storage buildings

Cozy House (Daffodil Mansion)

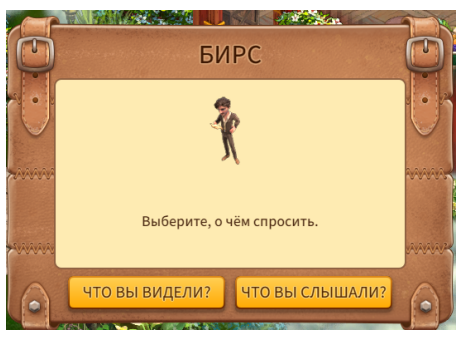



Tent (Ford's Vault)

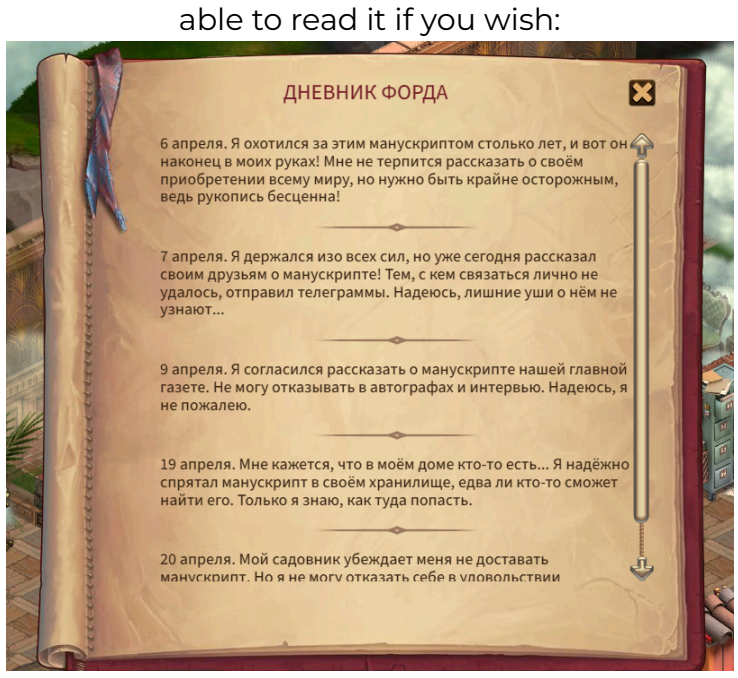


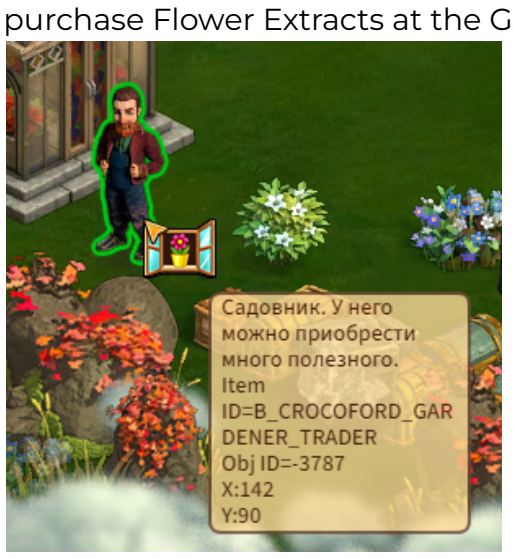
[Maps]

Quests


Quest	Task	What to do
A priceless manuscript 	***Go to the Daffodil Mansion.***	Travel to the location on the map. 
Creative personalities 	***Find Jones Ford at the Daffodil Mansion.***	Just move forward until you enter the house and the cutscene starts playing.
Truth embellished	***Interview Bierce, Lina, Zeke Asher, and Miss Moore at the Daffodil Mansion.***	Interview all 4 people:  The questions are cyclic, you can ask them again, and all of them have 3 variants of popups (they are all the same, but their answers will be different). After you click “Thank you”, you won’t be able to interact with that witnesses anymore. 

Secrets behind the door 	***Find Jones Ford's office at the Daffodil Mansion.***	Continue forward until you find a wardrobe that you need to chop for 20 energy  Behind the wardrobe you will find the Sturdy door: 
Nimble fingers 	***Open the Sturdy Door at the Daffodil Mansion.***	To open the Sturdy door you will have to find 3 Crotchets (Crochet Hooks)   in Thread boxes each box has 1 Crotchet. (Crochet Hook) Then you find Lina  click on her, give her the 3 crotchets (Crochet Hooks), click on the Sturdy door  via Lina, and the door opens.
Secrets on the pages 	***Find and inspect Diary Pieces at the Daffodil Mansion.***	You need to find 4 Diary Pieces  You will find them in objects also called Diary Pieces  1 piece in each object.
	Restore Ford's Diary.	Put the 4 Diary Pieces on the Writing Desk  and solve the puzzle:

		 After solving the puzzle, the Writing Desk will turn into Ford's Diary, and you will be able to read it if you wish: 
Prime suspect 	*Find the Hothouse at the Daffodil Mansion.*	Find the Hothouse. 
A bird commotion 	*Install the Pipes and get the water flowing at the Daffodil Mansion.*	You need to restore the Pump  To do so find 8 pipes, and with the MOVE tool put them correctly    Then click the Pump and restore it with 4 Pipes + 3 Buckets.
Weightless clues 	*Find out where Rare Peacock Feathers lead at the Daffodil Mansion.*	Move through the labyrinth following the trail of feathers and find one of the Rare Peacocks:  

		You can collect the feathers, they give rewards.
	Soothe Rare Peacocks.	There are 6 Rare Peacocks  You need to soothe them with Flower Extract, 20 pieces  . You can purchase Flower Extracts at the Gardener  You can buy 120 Flower Extracts for 100 Lavender.  Lavender shrubs generate around the Large Lavender Bush behind the Hothouse.  Lavender bushes are generated 4 bushes at a time every hour, there can be 4 bushes simultaneously in the location.
A fountain with a secret 	***Clear Peacock Statues at the Daffodil Mansion.***	Find 4 Peacock Statues  and clean them with 5 water and 3 fabric: 
	Open the passage in the Garden Fountain.	Find the Garden Fountain

		 and place the Peacock Statues around it with the MOVE tool.  There will be a hint in the Marble Bench   After placing the statues, an entrance to the next location will open. 
Underground passages 	***Go to Ford's Vault.***	Go to the next location through the portal  
A little light 	***Light Stone Lamps in Ford's Vault.***	Find 4 Stone Lamps and light them with 10 Paper + 5 Matches. 
	Open the Vault Door.	Find the door 

		and 2 levers  . Switch both levers for 30 energy each, then open the door for 20 energy. 
On the right track 	***Find the source of the screams in Ford's Vault.***	Continue until you find the source of the screams 
Pets 	***Put Yummy Dinners in the Cages in Ford's Vault.***	Find 2 Yummy Dinners  in Heavy Bags  one Yummy Dinner in each bag. Then put one dinner in each cage. The crocodiles will go inside the cages. 

Major goals

Quest	Task	What to do
Helping the gardener 	***Trim all Lush Trees.***	Unlocks after entering the first location. You need to Trim 6 Lush Trees with 3 saws each.  Reward: x2 250-Energy Dynamite
Exquisite antiquities 	***Examine all Ancient Amphoras.***	Unlocks after entering the second location. You need to examine 5 Ancient Amphoras.  Reward: x3 Ice Cream+100 energy

Useful information

Pianoforte Roulette

In the first location you will find the Pianoforte Roulette. Spin it for Scores , can be found on Music Stands . There are 10 Music Stand in the 1st location and 5 Music Stand in the 2nd location, there are 15 Scores in total for 15 spins.






Clearing rewards

1st location

20%



50%



70%



a Garden Fountain - a building with crafts

100%




Rare Peacock, for 20 blueberries gives rewards every 3 hours, 10 times, leaves a decoration at the end.

2nd Location


20%

50%



70%





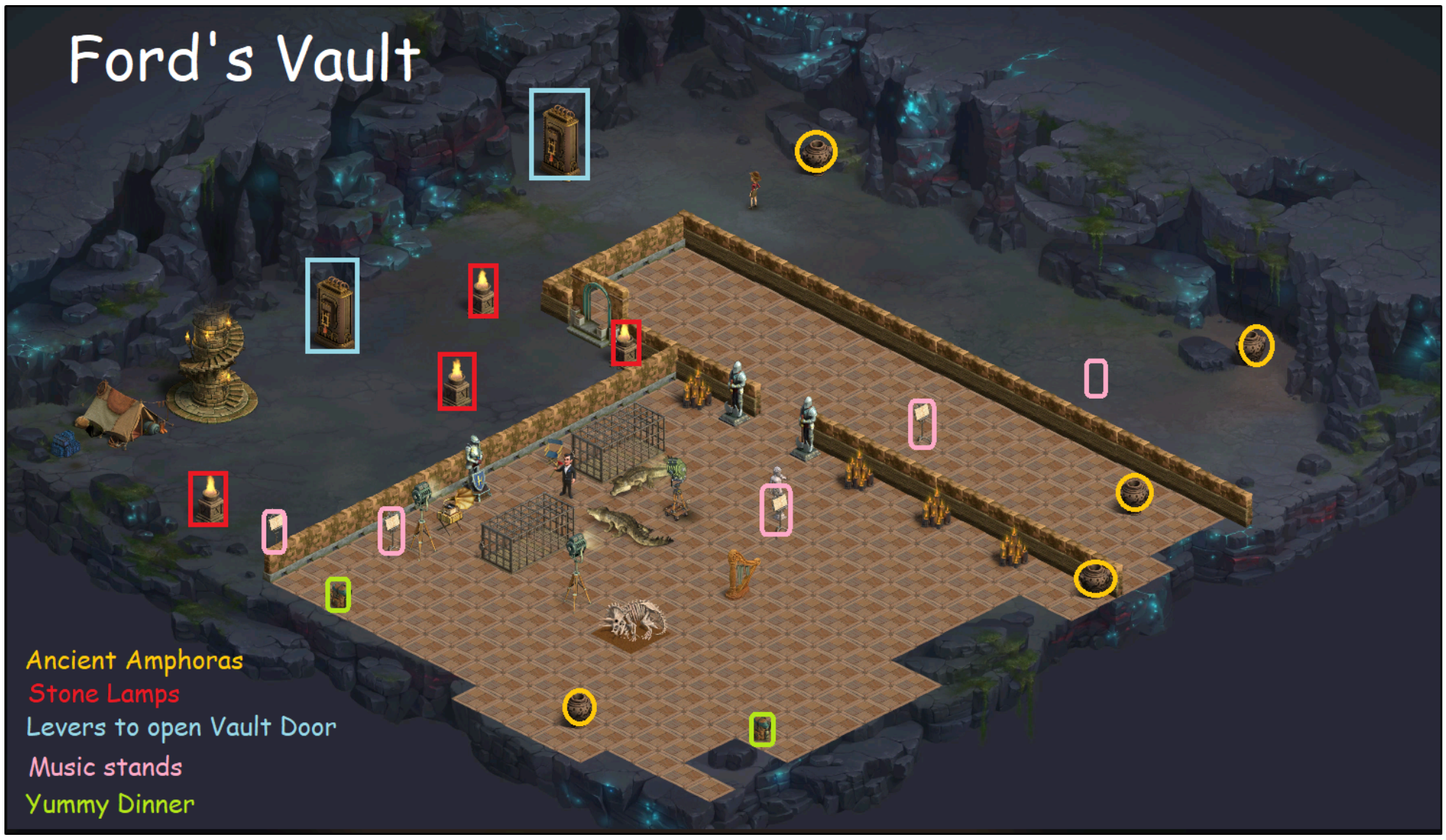
100%



Crocodile Pond, gives rewards for 30 fish every 12 hours, 10 times, and leaves a decoration in the end.

Maps





Crafts

Garden Fountain







Gardener, a trader



