

Compare and Contrast HyperDoc



Engage

Watch the video: [click here for video](#)



Explore





- Read the article: [Writing a Comparison/Contrast Paragraph](#)
- Answer questions about what you learned:

What is comparison:	
What is contrast:	
What are 2 basic methods of organizing a comparison/contrast paragraph:	
What should your topic sentence identify:	
Once you have a good topic sentence, what should you do next?	
What is the last thing you need to ensure you have a complete paragraph?	



Explain

- Once you have reviewed the Writing a Comparison/Contrast Paragraph article, we will review your answers and write our own paragraph based on the stories we read in class.
- Before we begin the writing process, please read through the stories again, looking for main ideas in each. Here is a link to those stories: [Bringing Hope to Sandy](#)

	<h2 style="text-align: center; background-color: #FFD700; padding: 5px;">Apply</h2> <ul style="list-style-type: none"> • After or while you are reading the stories, please add the main ideas that you see of each story under the appropriate column on this Padlet. Click Here for Padlet • After you share your ideas, we will review and determine similarities and differences of each story.
	<h2 style="text-align: center; background-color: #90EE90; padding: 5px;">Share</h2> <p>As a class, we will compose a compare and contrast paragraph. I will write the sentences on the overhead, but this time I want you to type what I have written once we have agreed on a completed version. Type the paragraph here:</p> <div style="border: 1px solid black; height: 30px; width: 100%;"></div>
	<h2 style="text-align: center; background-color: #6495ED; padding: 5px;">Reflect</h2> <p>What did you learn today?</p> <div style="border: 1px solid black; height: 30px; width: 100%;"></div>
	<h2 style="text-align: center; background-color: #DC143C; padding: 5px;">Extend</h2> <p>For more information and/or ideas on writing compare/contrast pieces: 10 Ways to Compare and Contrast Compare and Contrast Practice</p>