





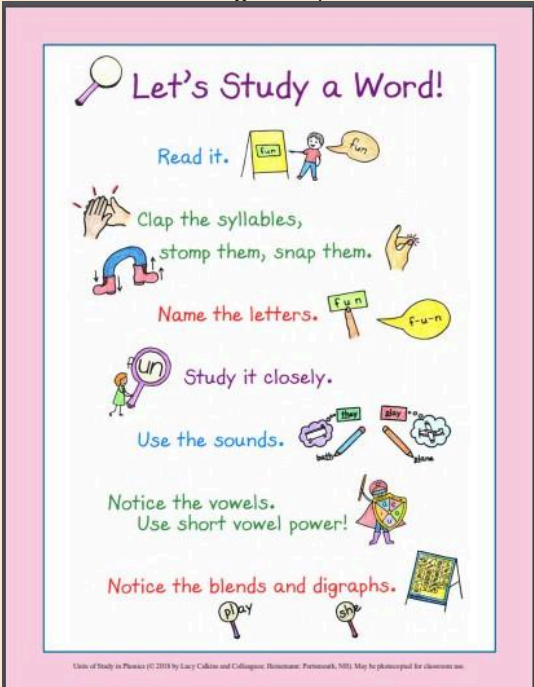
Wednesday, October 7th, 2020



For live lessons, your student needs to access our daily assignments on our Schoology page.. You will find a schedule for students that has clickable pictures which are linked to our live meets.

Time	Activity	Lesson	Materials Needed
8:10-8:30	Morning Meeting Live Lesson	Morning Announcements SEL Morning Meeting - Community Building- The Same and Different	Chromebook
8:30-8:45	Shared Reading Live Lesson	1. Review letter sounds 2. Poem: Fall 3. Skill: cr words	Chromebook Composition notebook Pencil
8:45-9:15	Special Live Lesson		
9:15-9:25	Reading Workshop Live Lesson	Unit 1 Session 10: Building Good Reading Habits Teaching Point: Readers Look at All Parts of a Word <div style="text-align: center;">  <p>Check the Picture.</p> <p><small>© 2015 by Heinemann and Lucy Calkins et al., Units of Study for Teaching Reading, Grade 1 Unit 1, Building Good Reading Habits. "Good Habits for Solving Hard Words" #1</small></p> </div> <div style="text-align: center;"> <p>Look at ALL the parts of the word.</p> <p>pl ay s</p> <p><small>© 2015 by Heinemann and Lucy Calkins et al., Units of Study for Teaching Reading, Grade 1 Unit 1, Building Good Reading Habits. "Good Habits for Solving Hard Words" #2</small></p> </div>	Chromebook 3-5 books from home library

		<p>Get a running start.</p>  <p><small>© 2015 by Heinemann and Lucy Calvert et al., Units of Study for Teaching Reading, Grade 1 Unit 1, Building Good Reading Habits: "Good Habits for Solving Hard Words" #1</small></p>	
9:25-10:10	Specials Live Lesson		
10:10-10:30	Break	Here are some things you can do during break - have a snack, drink some water, go on a quick walk, take a brain break!	
10:30-10:45	Writing Live Lesson	<p>Unit 1, Session 10: Bringing What's Inside Out</p> <p>Teaching Point: One way writers bring their stories to life is by including what their characters feel "I touched my heart," and think "I tapped my head."</p> <p>Ways to Bring Stories to Life Anchor chart</p> <p>-->focus on yellow sticky note</p>	<ul style="list-style-type: none"> • Writing folder • Pencil • Eraser
10:45-11:00	Social Studies Live Lesson	All About Virginia	Chromebook
11:00-11:35	Math Live Lesson	<ol style="list-style-type: none"> 1. Number talk 2. Calendar 3. Counting warm-up: Count by 2's to 40, count by 10's to 100 4. Ordinal numbers 5. Read on Epic: Albert The Muffin Maker 	Chromebook Dry erase board/marker paper/pencil
11:35-11:45	Prepare for afternoon	Teacher will explain and model asynchronous work for the day	

Here is the schedule for independent work today!

Time	Activity	Lesson	Materials
11:45-12:45	Lunch/Break		
12:45-1:00	Reading *asynchronous*	<p>Watch Phonics Lesson Unit 1 Session 10: Talking and Thinking about Letters TP: Sorting Snap Words</p>  <p>Read 15-20 minutes</p> <ul style="list-style-type: none"> Remember to use your strategies for solving hard words (check the picture, look at all the parts of the word, get a running start) 	Chromebook 3-5 books from home
1:00-1:15	Writing *asynchronous*	<p>Step 1: Get out your story that you have been working on. Step 2: Read your story out loud. What feeling words can you add to your story? → Think back to how you were feeling when this small moment happened to you</p> <p>Resource: Ways to Bring Stories to Life Anchor chart -->focus on yellow sticky note</p>	<ul style="list-style-type: none"> Writing folder with writing from yesterday Pencil Eraser
1:15-1:30	Break		
1:30-1:45	Math *asynchronous*	Ordinal Number Race Seesaw Activity	Chromebook

			
1:45-2:00	Social Studies *asynchronous*	Virginia Symbols 	<ul style="list-style-type: none"> • Chromebook
2:00-2:30	Choice Board	Students can select 1-2 activities from the Choice Board	Linked on Student Schedule