

Good afternoon dear friends!

I will tell you how to start staking CSNP tokens. Here's a step-by-step guide. This guide consists of the following steps:

1. Open an account on the Crowdsale Network platform.
2. Buy CSNP on the exchange or on the Crowdsale Network platform.
3. Start staking.

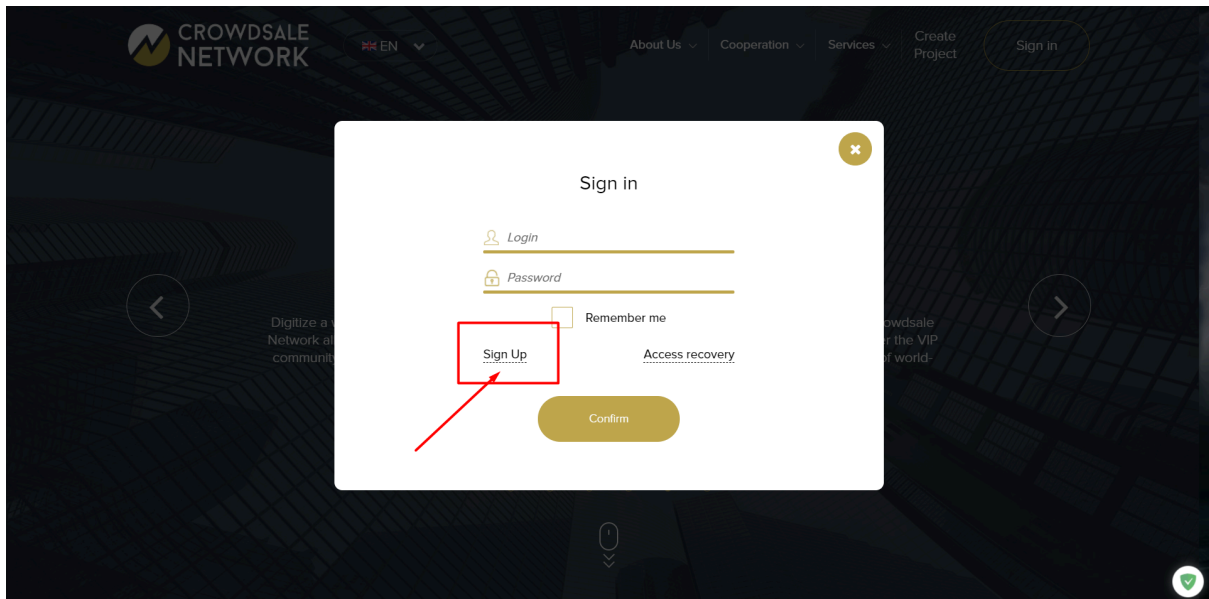
### 1. Open an account on the Crowdsale Network platform.

Lets go to the website using the referral link <https://sofico.crowdsale.network/>. I took this link from the bounty campaign that goes to bitcointalk, my referral link will be in the description. You can use it to register.

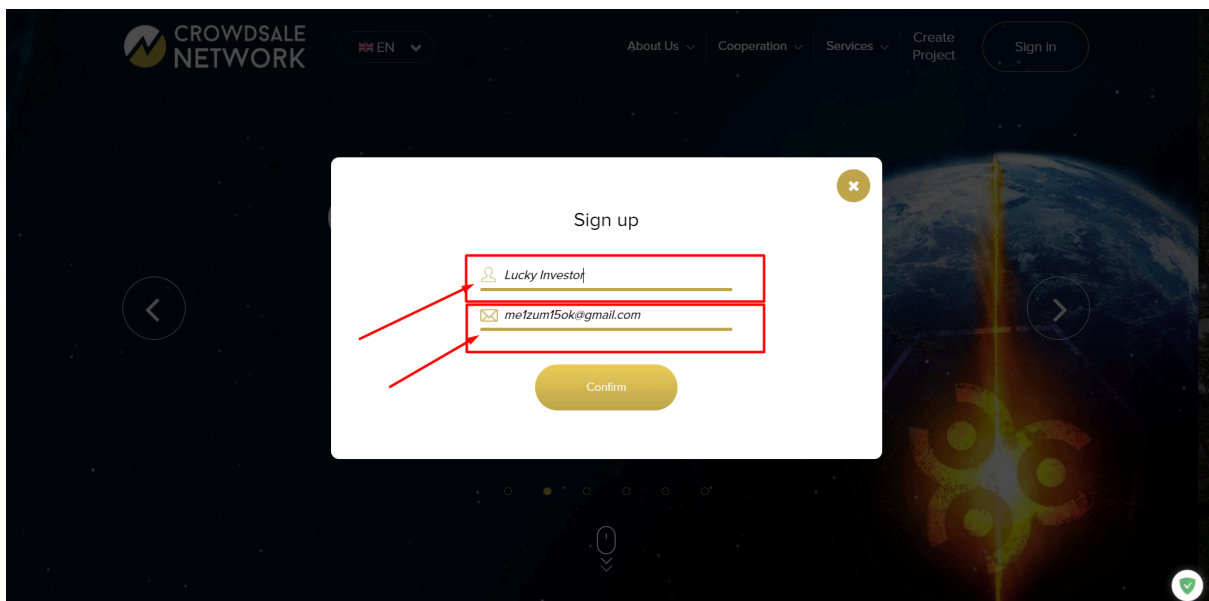
Click on Sign in:



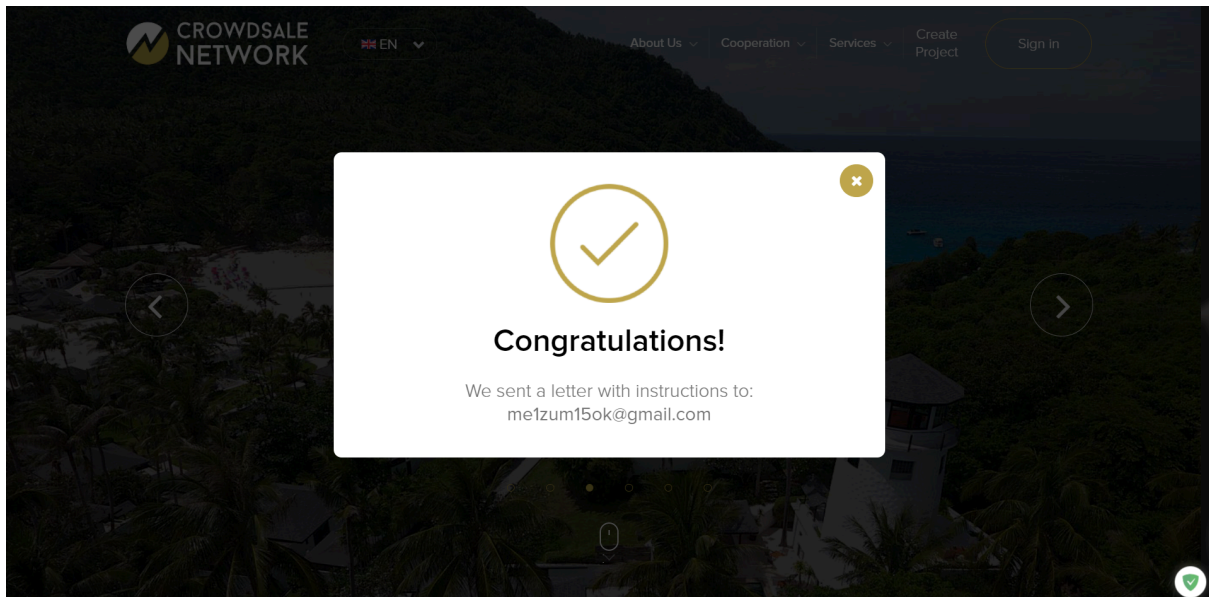
Click on Sign up:



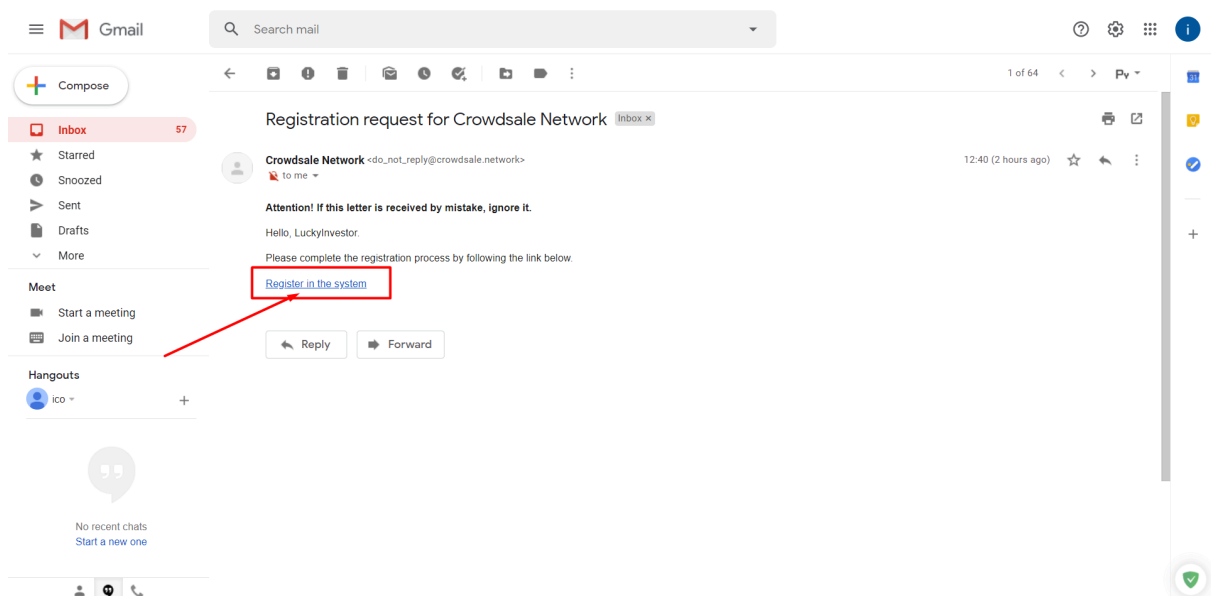
Enter name and email. Then press Confirm.



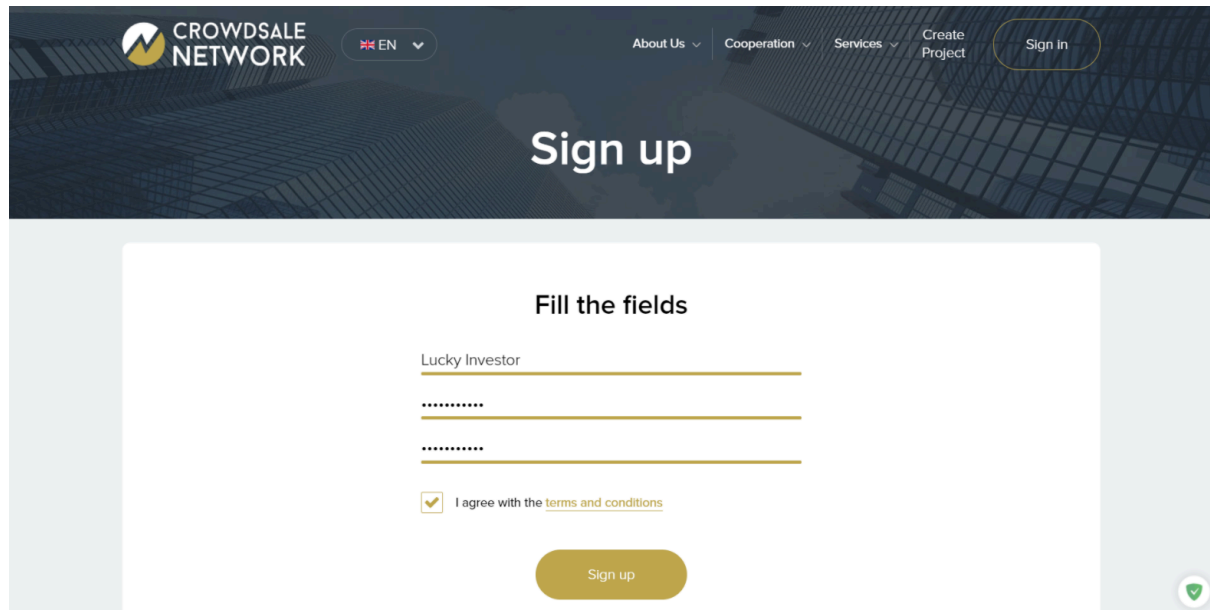
You will get an email with a confirmation link:



Now, check your email and click on confirmation link:



Fill the fields, click “I agree..” , click Sign in:

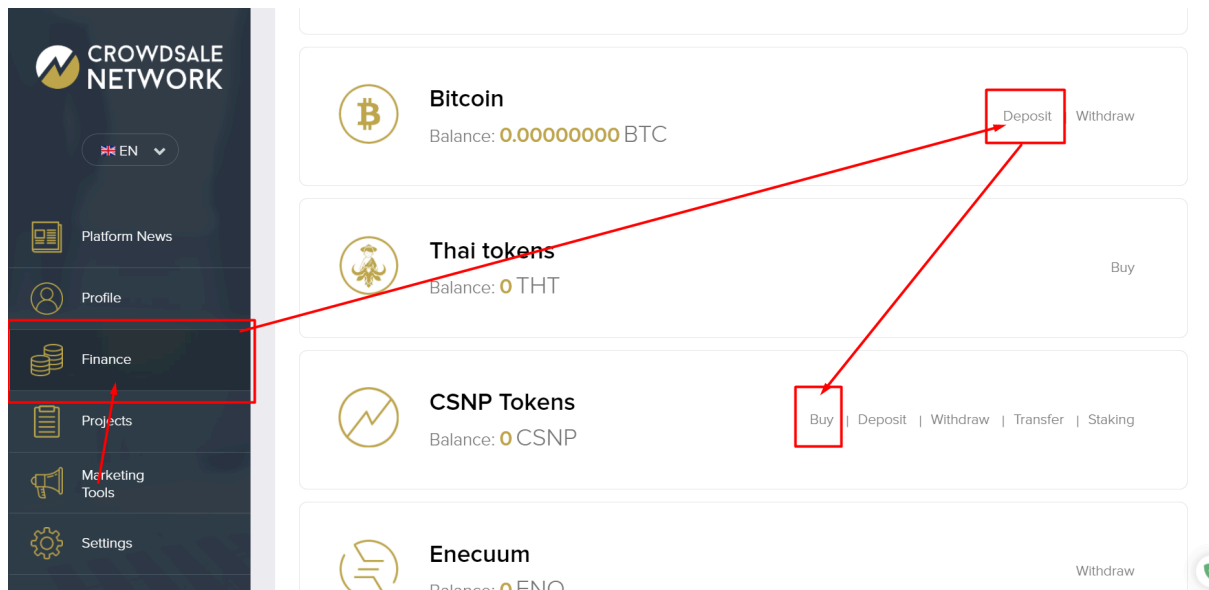
The image shows the 'Sign up' page of the Crowdsale Network. The header features the 'CROWDSALE NETWORK' logo, a language dropdown set to 'EN', and navigation links for 'About Us', 'Cooperation', 'Services', 'Create Project', and a 'Sign in' button. The main heading is 'Sign up'. Below it, a white box contains the text 'Fill the fields'. There are three input fields: the first is labeled 'Lucky Investor', the second and third are masked with dots. Below the fields is a checkbox labeled 'I agree with the terms and conditions'. A 'Sign up' button is at the bottom of the form. A small green shield icon is visible in the bottom right corner of the page.

Okay, now we have an account on the Crowdsale Network platform  
<https://crowdsale.network/>.

## 2. Buy CSNP on the exchange or on the Crowdsale Network platform.


My next steps will show you how to buy CSNP on the exchange or on the Crowdsale Network platform.

1. How to buy CSNP tokens on <https://coinsbit.io/>:  
Go to [https://coinsbit.io/ru/trade/CSNP\\_BTC](https://coinsbit.io/ru/trade/CSNP_BTC) or [https://coinsbit.io/trade/CSNP\\_USDT](https://coinsbit.io/trade/CSNP_USDT)  
Check price and buy CSNP tokens.
2. How to buy CSNP tokens on <https://crowdsale.network/> :  
Go to <https://crowdsale.network/> and click Finance. Deposit Bitcoins to buy CSNP. After that you can buy tokens.



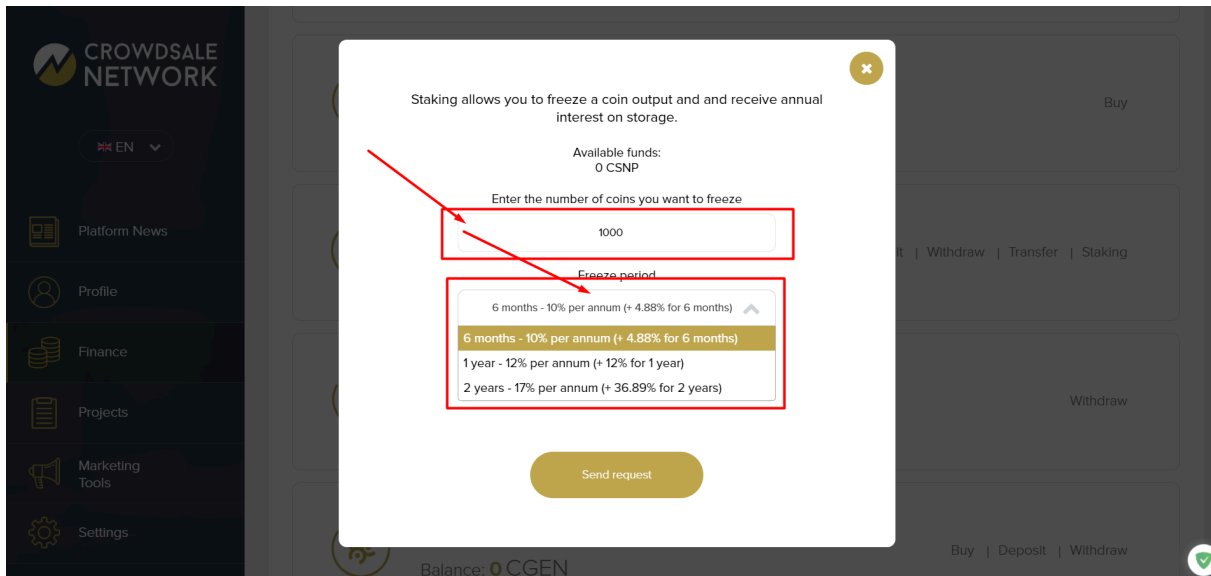
### 3. Start staking.

Let me show you how to stake tokens. On <https://crowdsale.network/> click Finance, then Deposit and then, Generate address.



After that, take this address and send on it CSNP tokens from <https://coinsbit.io>.

When you will get tokens on your <https://crowdsale.network/> balance, go to Staking. Here you can choose the number of coins you want to freeze and freeze period.



That's all. I wish you profit and strong health!