
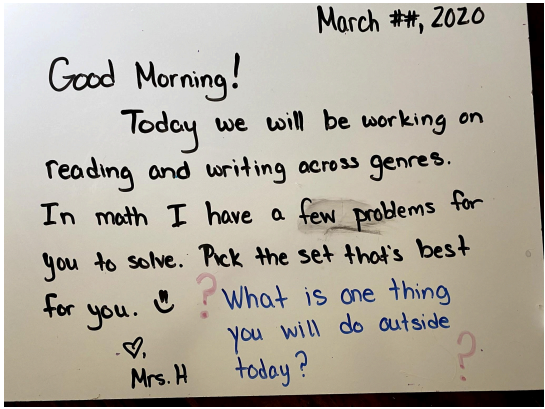
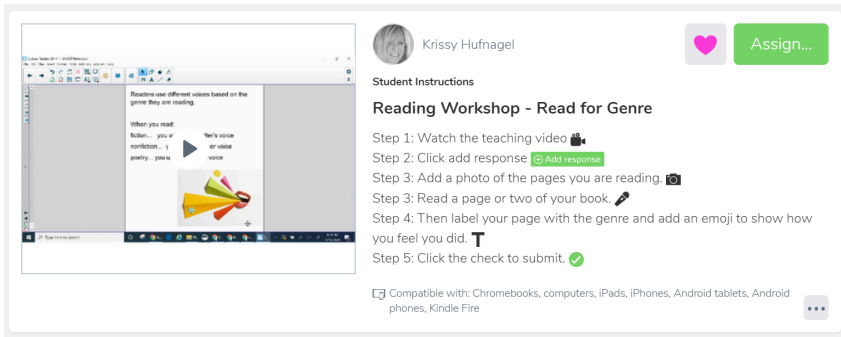


Date: 4/6 Remote Learning Experience Plan for (your class name)	
Content Area	Learning Experience Notes and Links
<b>Morning Meeting</b> 10 mins	<p>Good morning families! Please click <a href="#">here</a> to see this week's Morning Meeting Check In!!</p> <p>Note: Flipgrid is a great way to engage in a daily Morning Meeting! To see this from a student view -click the link and use 000000 as a log in.</p>
<b>Reading</b> 40 mins	<p><b>Learn</b> - Watch <a href="#">this lesson</a> on how readers change their voice when reading different genres.</p> <p><b>Do: Independent Reading:</b> Spend 20 - 30 minutes reading today. Make sure you think about</p> <ul style="list-style-type: none"> <li>You can read books from your house or reading bag.</li> <li>Check your Epic Mailbox for some books that I sent you too!</li> </ul> <p>Remember - try to change your voice while you're reading!</p> <p>Note: The lesson was recorded using Screencastify with a previously created smartboard. We uploaded the screencast to Youtube so it could be opened on any device.</p> <p><b><i>**Readers you are working so hard, take a break from your learning.</i></b></p>
<b>Writing</b> 15 mins	<p>Get your Writing Space ready for tomorrow!</p> <ul style="list-style-type: none"> <li>You will need some paper and something to write with! If you want to share your space with us, post it on our Flipgrid <a href="#">here</a>!!</li> </ul>
<b>Read Aloud</b> 10 mins	<p><b>Optional:</b> Watch the <a href="#">Curious Garden</a> by Peter Brown</p> <p>Discussion Questions:</p> <ul style="list-style-type: none"> <li>What are some words you might use to describe Liam?</li> <li>How are you like Liam or different from Liam?</li> <li>What Comet Kid Stance did Liam use in this book?</li> </ul> <p><b>Break: If you feel like you need a break from your learning, let's move!</b></p>
<b>Math</b> 30 mins	<p>This week we will be learning about telling time!</p> <p><b>Learn:</b> Watch this <a href="#">video</a></p> <p><b>Do:</b> Go to your Seesaw account. You will see an activity to practice the parts of the clock. It will look like this:</p>

	 <p><b>Parts of a Clock</b></p> <p>Student Instructions</p> <p><b>Parts of a Clock</b></p> <ol style="list-style-type: none"> <li>1. Tap the <b>Add response</b> and find your name.</li> <li>2. Tap the <b>T</b> and match the words to the correct clock parts.</li> <li>3. Tap the clock face and tell the correct time.</li> <li>4. Tap the green checkmark and add to your portfolio.</li> </ol> <p>▶ Play Instructions (0:24)</p>
<b>Play</b> <b>30 minutes</b>	<p><b>Optional:</b></p> <p><b>Try to spend at least 30 minutes outside - the forecast looks like sunshine!</b></p> <p>Challenge - Look around your yard for signs of spring - are there some flowers budding or baby bunnies?</p>
<b>Specials Class</b> <b>20 mins</b>	<p><b>PE:</b> This week we will be learning how to jump rope! (insert weekly video link here)</p> <p>Click <a href="#">here</a> to learn how. If you already know how - go outside and practice for 15-20 minutes.</p>
<b>Gifted (ACT/GPS)</b>	<p><b>Gifted: (optional)</b></p> <p>Hi Everyone! Many of you have played the game SET in class. If you haven't, click <a href="#">here</a> for the rules.</p> <p>Then - try out <a href="#">this interactive SET game</a>. There is a new puzzle everyday</p>

Comet Connect Time: 9:00 AM Click [Here](#)

<b>Date: 4/7 Remote Learning Experience Plan for (your class name)</b>	
<b>Content Area</b>	<b>Learning Experience Notes and Links</b>
<p><b>Welcome to Students/ Morning Meeting</b></p> <p><b>5 mins</b></p>	<p>Good Morning Families! Please share this message with your student!</p>  <p><b>Note:</b> You do not need to do everything digitally! You could follow your normal Morning Routine and share out a written message too!</p>

<p><b>Reading</b></p> <p><b>40 mins.</b></p>	<p><b>Do: Independent Reading:</b> Spend 20 - 30 minutes reading today. Make sure you think about</p> <ul style="list-style-type: none"> <li>You can read books from your house or reading bag.</li> <li>Check your Epic Mailbox for some books that I sent you too!</li> </ul> <p><b>Share:</b> When you are finished, log in to your Seesaw account and complete the reading activity.</p> <p><b>Break: <i>You are working so hard as a reader, now go take a break from your learning.</i></b></p> <div data-bbox="560 577 1396 911">  </div> <p>Note: Students will see this in their Seesaw account. You could achieve the same idea in Google Classroom, using a slidedeck that kids add to, or in Flipgrid.</p>
<p><b>Writing</b></p> <p><b>40 mins</b></p>	<p><b>Learn:</b> Watch <a href="#">this lesson</a> on our brand new writing unit!</p> <p>Families - Click <a href="#">here</a> to view all of our writing charts! (we put them on Padlet)</p> <p><b>Do:</b> Spend 20-30 minutes writing your book. You will share it with me whenever you finish! I will post how to share starting tomorrow.</p> <p><b>Break: <i>After being an amazing writer, take some time to move about and rest your brain.</i></b></p> <p>Note: This lesson was created using Screencastify. It's nice to keep your face in the corner of the screen - it helps kids feel connected. After creating, we uploaded the Screencast to YouTube (unlisted link) so that it was easily accessible on any device.</p>
<p><b>Word Study (K-3)</b></p> <p><b>10 mins</b></p>	<p>Click here to go to <a href="#">Spelling City</a>. Go to the list you were working on and play a game or practice your words for 10 minutes.</p>
<p><b>Read Aloud</b></p> <p><b>10 mins</b></p>	<p><b>OPTIONAL:</b> Click here to listen to <a href="#">Sophie's Masterpiece</a></p> <p>Discussion Questions:</p> <ul style="list-style-type: none"> <li>In what ways did Sophie show persistence?</li> <li>Do you think Sophie was kind? How do you know?</li> </ul>

<b>Math</b> <b>20 mins</b>	<p><b>Do:</b> Today you will be solving some problems. There are 3 different problems listed below... Choose the one that's best for you! If you want to challenge yourself and do all 3 - you may!</p> <ul style="list-style-type: none"> <li>• During spring break I saw dolphins swimming by the shore. I saw 5 dolphins one day. The next day I saw 1. How many dolphins did I see?</li> <li>• During spring break I saw dolphins swimming by the shore. Each day I saw 5 dolphins. I was at the beach for 3 days. How many dolphins did I see?</li> <li>• During spring break I saw dolphins swimming by the shore. Each day I saw 9 dolphins. I was at the beach for 10 days. How many dolphins did I see?</li> </ul> <p><b>Share:</b> Please take a picture of your solution and add it to this <a href="#">slide deck</a>. If you want to tell me more - you can insert audio/video/or text</p> <p><b>Break: <i>Mathematicians it is time to take a break.</i></b></p> <p>Note: Slide decks are a great tool if your students are familiar with them. If they haven't used them - you will need to do a lesson teaching them more.</p>
<b>Science</b> <b>20 -30 mins</b>	<p><b>Learn:</b> Watch this <a href="#">video</a> on how Hand Sanitizer Kills Germs</p> <p><b>Do:</b> Design a way to share what you learned with your family and friends. You could make a book, poster, video, or something else entirely!</p> <p><b>Share:</b> Share your creation on our Science <a href="#">Padlet</a>.</p>
<b>Specials Class</b>	<p><b>Art:</b></p> <p>Read our weekly message <a href="#">here</a>. Then, watch this <a href="#">video</a> for a story. Then - check out our first remote lesson in your Seesaw account.</p>

<b>Date: 4/8</b>	
<b>Remote Learning Experience Plan for (your class name)</b>	
<b>Content Area</b>	<b>Learning Experience Notes and Links</b>
<b>Welcome to Students/ Morning Meeting</b>	<p>Good morning families! Please click <a href="#">here</a> to see this week's Morning Meeting Check In!!</p>

<b>10 mins</b>	<b>Note:</b> Padlet is another great way to engage in a daily Morning Meeting!
<b>Reading</b>  <b>40 mins</b>	<p><b>Learn</b> - Watch <a href="#">this lesson</a> on how you can read in chunks and then reread to make your voice sound smooth.</p> <p><b>Do: Independent Reading:</b> Spend 20 - 30 minutes reading today. Make sure you think about</p> <ul style="list-style-type: none"> <li>• You can read books from your house or reading bag.</li> <li>• Check your Epic Mailbox for some books that I sent you too!</li> </ul> <p>Remember - work on sounding smooth!</p> <p><b>Break: <i>Readers take a moment to move about.</i></b></p>
<b>Writing</b>  <b>40 mins</b>	<p><b>Do:</b> Spend 20-30 minutes writing your book. You will share it with me whenever you finish!</p> <p><b>Share:</b> When you are finished with your writing and ready to share your piece:</p> <p>Step 1: Open <a href="#">Book Creator</a></p> <p>Step 2: Paste pictures from your book into each page</p> <p>Step 3: Record and read your book</p> <p>Step 4: Share your book with me. Our Library code is: <b>65W55L7</b></p> <p><b>Break: <i>Before you start word study, let's take a break and move about.</i></b></p>
<b>Word Study (K-3)</b>  <b>20 mins</b>	<p><b>Learn/Do:</b> Please check Seesaw for your Word Study activity. This activity is just right for you!</p>
<b>Read Aloud</b>  <b>15 mins</b>	<p>Listening to Books is fun too! Click <a href="#">here</a> and explore these free Audible books from Amazon. This is a great way to listen to a chapter book that might still be a little tricky - but that you know you'll love!</p> <p><b>Break: <i>Before we start math, let's take a break and move about.</i></b></p>
<b>Math</b>  <b>20 mins</b>	<p><b>Math Game:</b></p> <p>It's in the Cards</p> <p>For a twist on the traditional card game War, assign values of 1 to the ace, 11 to the jack, 12 to the queen, and 13 to the king, and face value for the cards two through 10. Playing in pairs, each student lays two cards face up, then subtracts the lower number from the higher. Whoever has the higher answer wins all four cards. If the totals are the same, the players flip over two more cards and repeat until there is a winner.</p>

<b>Play</b>	Use your imagination - can you create another world? This could be inside or outside! We'd love to see your creations! Share them <a href="#">here</a> !
<b>Social Emotional Learning</b>	How are you feeling? Draw a picture that shows how your heart feels right now. Tell someone in your family about your picture
<b>Specials Class</b>	<b>Music:</b> Hello Musicians! Click <a href="#">here</a> for this week's lesson.

<b>Date: 4/9 Remote Learning Experience Plan for (your class name)</b>	
<b>Content Area</b>	<b>Learning Experience Notes and Links</b>
<b>Welcome to Students/ Morning Meeting</b>	However you choose to do your Morning Meeting - Pick one method and stick with it for a little while. You can switch it up after a few weeks.
<b>Reading</b>	We recommend only doing 2-3 NEW lessons each week in order to stay within time frames.  <b>DO</b> encourage kids to read every single day
<b>Writing</b>	We recommend only doing 2-3 NEW lessons each week in order to stay within time frames.  <b>DO</b> encourage kids to write every single day
<b>Word Study (K-3)</b>	We would recommend more frequent and brief assignments for word study - consider using Google Classroom, Seesaw, or some other method to differentiate/ personalize this to meet student needs.
<b>Read Aloud</b>	We encourage posting a read aloud every day - we know that readers grow from listening to read alouds too! You can use a video from one of the sources we shared OR record yourself!
<b>Math</b>	We encourage math daily - as we modeled, depending on the grade level you teach, you will need to consider what this looks like each day and how much you do. We would recommend only doing a NEW lesson 2-3 times per week.
<b>Science/ Social Studies</b>	We encourage you to integrate science and ss with other content areas when appropriate. Science/SS lessons will happen 1-2 times per week in lower grade levels and more frequently in upper grades.
<b>Play</b>	We want to encourage play and getting outside. This is an optional row that you may choose to use. By issuing a common challenge -

	you are giving students an opportunity to stay connected.
<b>Social Emotional Learning</b>	Remember - this is an incredibly stressful time for students and families. There are a lot of great resources to support this area and one we don't want to forget.
<b>Specials Class</b>	<b>STEAM:</b> Click <a href="#">here</a> for this week's challenge! 