

Below is a general list of resources that you can use at home. Please check in with your Art teacher for resources specific to your building. Also please make sure that you have joined your teachers google classroom for updated resources and activities.

## HOME LEARNING CHOICE IDEAS

### Suggested Materials: Visual Art can be made from almost anything:

1. Make sculptures from recyclable and natural materials
2. Build with blocks, Magna-tiles, Legos, modeling clay or playdough. If you don't have playdough [here is a recipe](#) to make some.
3. Draw with pencils, colored pencils, markers, crayons, oil pastels
4. Collage with paper, magazines, newspaper, maps, glue stick, tape
5. Paint with watercolor, acrylic, tempera, or [food coloring and ice](#)
6. Use copy paper to make origami - [Check out these tutorials](#)
7. Digital Photography: Capture the world in a new view, do a scavenger hunt around your house to find objects that start with each letter of the alphabet. [Click here for more ideas](#).
8. Create a Stop Motion Animation using this free App: [Stop Motion Studio - Apple](#), [Stop Motion Studio - Android](#)










### Suggested Themes: Visual Art can be made about almost anything

1. Draw outside: Go outside to do observational drawing of buildings, trees, cars, fields, people, animals
2. Make art depicting your favorite thing--toy, person, place, book character, game, memory

3. [Participate in the Drawing Act 150](#) - A community art installation planned for the Massachusetts State House.
4. Play an art game: Create and play the “[What](#), [How](#), [Where](#)” art game - Directions [here](#); Play the [Add On Game](#) or [Pictionary](#) with your family.
5. Create a comic book telling a story. [Try one of these templates!](#)
6. [Make a flip book](#) - 3x5 index cards or cut paper rectangles
7. Find an object in your house. Collect recyclables and remake the object using those items! ([See examples of Tantamounter Challenge online](#)).
8. Check out these lists of art prompts to get your creativity going!  
[3 Weeks of Daily Drawing Prompts](#)  
[Ideas to Jumpstart your Art Mind!](#)  
[100 Sketchbook Prompts](#)
9. Make activist art: Pick an issue you care about and make a poster arguing for your cause.
10. Make a marble run with cardboard tubes, cups, recyclables and playdough
11. Make a puppet with socks, paper bags or folded paper
12. Sewing and stitching, thread, buttons, yarn, fabric, old clothes
13. Follow along with a tutorial from [Art for Kids Hub](#) - option to sort by age level.
14. [Go on a virtual museum tour](#): Check out [this website](#) to see virtual tours of 12 different museums around the world! *Parents, check out these links first to make sure all content is appropriate for your child.*

Mrs. Manko's

# ART CHOICE BOARD

<p>Look up the Artist Yayoi Kusama. Make a Yayoi Kusama inspired artwork!</p>	<p>Draw a picture of how you <u>feel</u> today... What colors would you use to create it?</p>	<p>Design your own Alphabet... What will the theme be?</p> 	<p>Using only paper towel / toilet paper rolls create an artwork.</p> 	<p>Invent a machine that will help solve a problem in the world. What is the problem, &amp; how will your invention help? Post your drawing!</p>
<p>Find <sup>still life!</sup> different objects in your house - set them up on a table &amp; draw what you see.</p>	<p>Go the BMA Museum website... find an artwork that you like... Draw/paint/sculpt your own version!</p>	<p>Design your own BOARD GAME!</p> 	<p>Take a VIRTUAL TOUR of An ART MUSEUM.. examples: (Tate, Louvre, MOMA, THE MET)</p> 	<p><b>DRAW a HERO in YOUR LIFE!</b></p>
<p><b>DRAW YOUR CITY or TOWN</b></p> <p>FIND IMAGES ONLINE FOR INSPIRATION!</p>	<p>Create a FACE with household objects or food</p> 	<p><b>INVENT YOUR OWN ART IDEA!</b></p>	<p>Invent a new car or form of TRANSPORTATION</p> <p>*CHALLENGE: How CAN YOU MAKE IT EASILY?</p>	<p>LISTEN TO your favorite singer &amp; Design an ALBUM COVER FOR THEM!</p> 
<p>Look up the Artist Kehinde Wiley... Draw a self-portrait inspired by him.</p>	<p>1 Draw a picture. 2 Cut it up 3 Put it back together in an interesting way.</p>	<p>Draw your BED ROOM</p> 	<p>Draw your DREAM HOUSE</p> 	<p>LISTEN TO ANY Kind of MUSIC... CAN YOU MAKE AN ABSTRACT ARTWORK USING just LINES &amp; SHAPE BASED on the SOUNDS &amp; RHYTHMS?</p> 
<p>Create a commercial for a company that you like. Draw an AD to go with it!</p>	<p>Look up the artist Romero Britto. Can you make an artwork like him?</p>	<p>Design a cartoon character! *Challenge: can you make a comic strip?</p>	<p>Take a favorite pair of shoes &amp; set one on the table - draw it!</p>	<p>Create a artwork made only with cardboard and glue scissors!</p> 

### [Art at Home Videos from Youtube](#)

Over 400 videos of projects you can do with just the supplies you would have at home.