


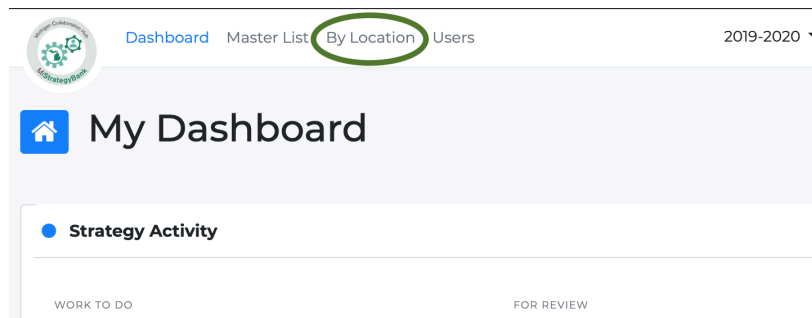


Viewing Strategies Available to Users in your District

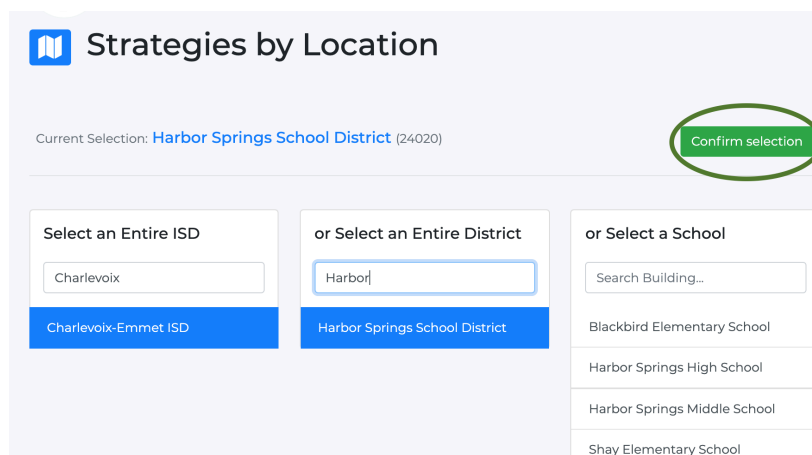
- 1) Log into the Michigan Data Hub (launchpad.midatahub.org) and select **MiStrategyBank** from the Michigan Launch Pad



- 2) You will arrive at the MSB home page or Dashboard.
- 3) To view available strategies, select **By Location**



- 4) Here you will see a list of all Michigan school buildings
- 5) To narrow the list, select your district from the center column, select **Confirm Selection**





- 6) After Confirming your Selection you will see a list of all the strategies that are able to be assigned at the district level. You can scroll through the list or **Filter Results**

Harbor Springs School District

ADD Strategy Filter Results

FILTERS APPLIED: None 52 Results

Name	Area	Students	ESSA
Connection of spoken words to written language	Phonological Awareness	17	L4
Interactive writing to estimate spelling	Phonological Awareness	4	L4
Letter/sound identification through name games	Phonological Awareness	1	L4

- 7) **Filter Results** will open a menu of options where you can: Select one or more Filters

Dashboard Master List By Location Users 2019-2020 Lisa Lockman

Harbor Springs School District

ADD Strategy Filter Results

Filter Apply Filter

Title:

Category:

- ☐ Access and enrollment
- ☐ Accuracy
- ☐ Algebra
- ☐ Alphabetic
- ☐ Assessment
- ☐ Attainment
- ☐ Automaticity
- ☐ Behavior
- ☐ Character Education
- ☐ Cognition
- ☐ Completing School
- ☐ Comprehension
- ☐ Credit Accumulation
- ☐ Dropout Prevention
- ☐ Early
- ☐ Early Reading/Writing
- ☐ English Language Arts Achievement
- ☐ English Language development
- ☐ Expression
- ☐ External behavior
- ☐ Fluency
- ☐ General Academic Achievement
- ☐ General Mathematics Achievement
- ☐ Grammar
- ☐ Home
- ☐ Intervention
- ☐ Intonation
- ☐ Knowledge, attitudes, & values
- ☐ Literacy Achievement
- ☐ Oral language
- ☐ Parent Support
- ☐ Phonics
- ☐ Phonological Awareness
- ☐ Phrasing
- ☐ Print knowledge
- ☐ Progressing in School
- ☐ Reading
- ☐ School Support
- ☐ Science Achievement
- ☐ Social outcomes
- ☐ Social studies Achievement
- ☐ Social-emotional development
- ☐ Staying in School
- ☐ Vocabulary
- ☐ Writing

Grade:

- ☐ K
- ☐ 1
- ☐ 2
- ☐ 3
- ☐ 4
- ☐ 5
- ☐ 6
- ☐ 7
- ☐ 8
- ☐ 9
- ☐ 10
- ☐ 11
- ☐ 12
- ☐ Post-secondary
- ☐ PK

Clearing Houses:

- ☐ Arnold Foundation
- ☐ BEST Evidence
- ☐ Blueprints for Healthy Youth Development
- ☐ California Evidence-Based Clearinghouse for Child Welfare
- ☐ CEBC
- ☐ CEDAR Center
- ☐ Coalition for Evidence-Based Policy
- ☐ Coalition for Evidence-Based Policy
- ☐ CrimeSolutions.gov
- ☐ Evidence for ESSA
- ☐ Great Lakes
- ☐ National Registry of Evidence-based Programs and Practices
- ☐ PEW
- ☐ STEM Works (West Ed)
- ☐ What Works Clearing House
- ☐ What Works in Reentry Clearinghouse

ESSA:

- ☐ L4
- ☐ L3
- ☐ L2
- ☐ L1

See the documentation on [Using the Filter Results Tool](#) for more information on filtering



- 8) If the a strategy you are using is not listed in the results, select **Add Strategy**

Harbor Springs School District

Filters Applied: None 52 Results

Name	Area	Students	ESSA
Connection of spoken words to written language	Phonological Awareness	17	L4
Interactive writing to estimate spelling	Phonological Awareness	4	L4
Letter/sound identification through name games	Phonological Awareness	1	L4

- 9) This will give you a popup window that will ask you to Select strategy by typing the name in a text box

Select strategy

Reading A-Z

Confirm

Name	Action
<input type="radio"/> Reading A-Z	View
<input type="radio"/> Reading A-Z Fluency (Reader's Theater)	View

- 10) You can **View** information about the strategy

Select strategy

Reading A-Z

Confirm

Name	Action
<input type="radio"/> Reading A-Z	View
<input type="radio"/> Reading A-Z Fluency (Reader's Theater)	View



11) Selecting **View** will open the full strategy entry

The screenshot shows the 'Reading A-Z' strategy entry page. At the top, there's a navigation bar with 'Dashboard', 'Master List', 'By Location', and 'Users'. The status is 'Published' and there's a 'View Changelog' link. The main content area is titled 'Reading A-Z' and contains the following details:

- Description:** Online program
- ESSA Level:** L4 | **Source:** 3rd party Intervention
- License:** Creative Commons | **Visibility:** Global
- Use Rights:** Unknown | **Publication Date:** Unknown | **PET:** Not C
- Costs:** \$0.00 | Per Building
- Times:** 0 | Hours per day

12) After confirming this the correct strategy, select is with the toggle button and select confirm

The screenshot shows a 'Select strategy' dialog box. It has a search bar with 'Reading A-Z' entered. Below the search bar, there's a table with two columns: 'Name' and 'Action'. The table lists two strategies:

- Reading A-Z** (selected with a radio button) | [View](#)
- Reading A-Z Fluency (Reader's Theater)** | [View](#)

A green arrow points to the 'Reading A-Z' strategy. A green circle highlights the 'Confirm' button in the top right corner of the dialog box.