



Pearson
Edexcel

GCSE (9-1)

Theme 2.4.2 Retrieval Resource:
Business
Understanding business performance



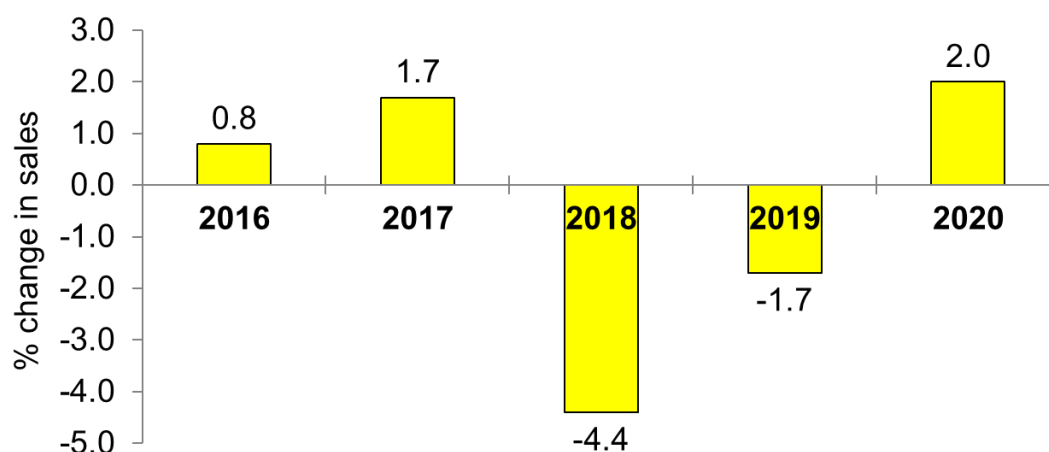
© artwork: Mark Bolitho | Origami photography Pearson Education Ltd/Naki Kouyioumtzis



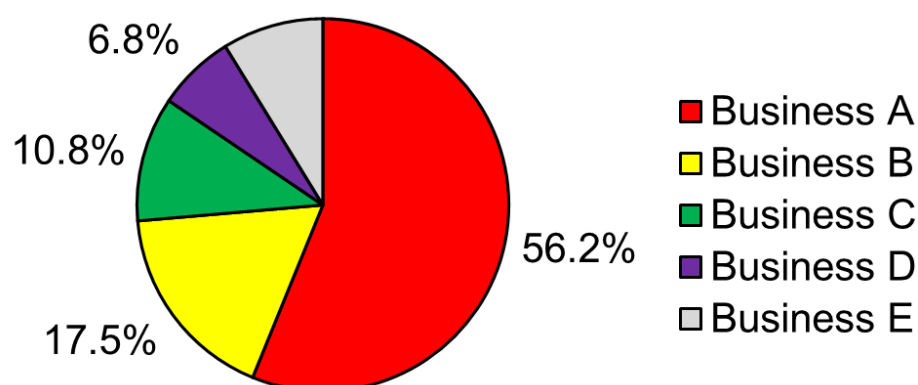
Retrieval Quiz - 2.4.2: Understanding business performance

Questions:

1. Identify the year where sales decreased by the least.



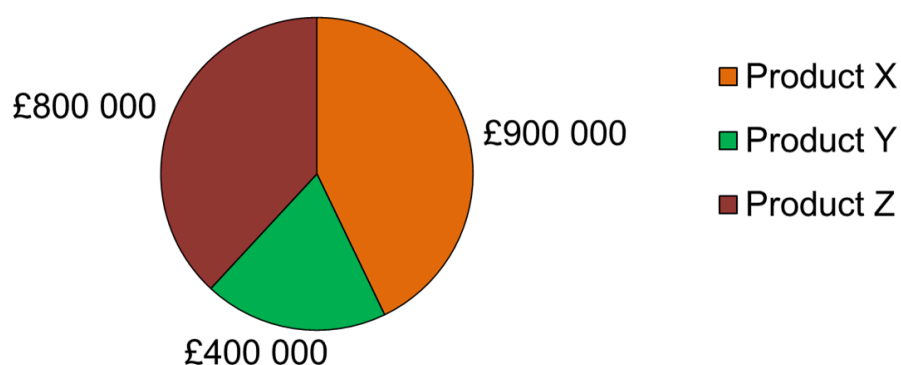
2. The pie chart shows the market share of five different businesses.



Calculate the market share of Business E.



3. The pie chart shows the revenue of a business from three products.



Calculate the average revenue.

.....

.....

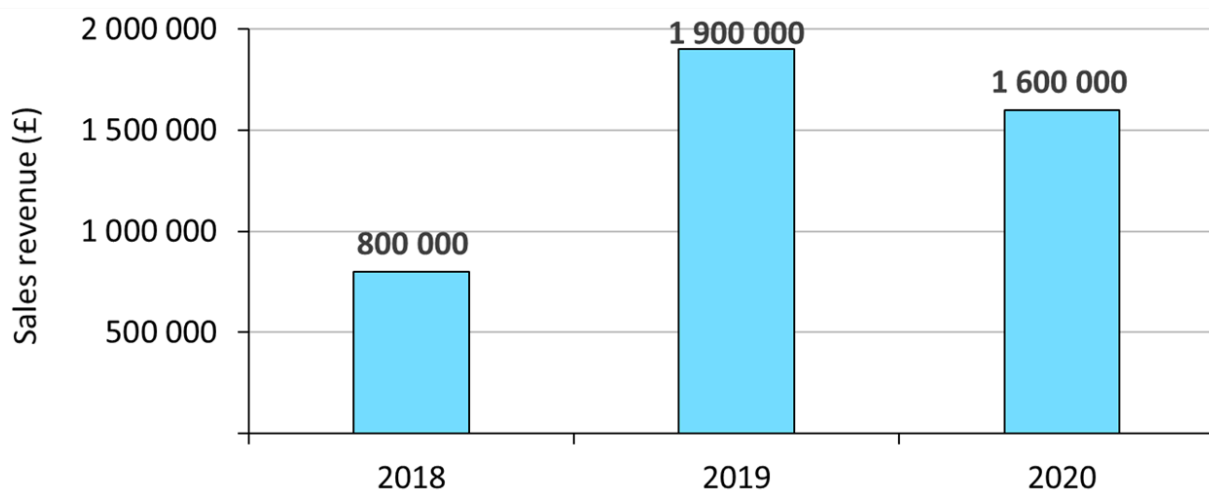
.....

.....

.....

.....

4. Calculate the percentage increase in sales revenue from 2018 to 2020.



.....

.....

.....

.....

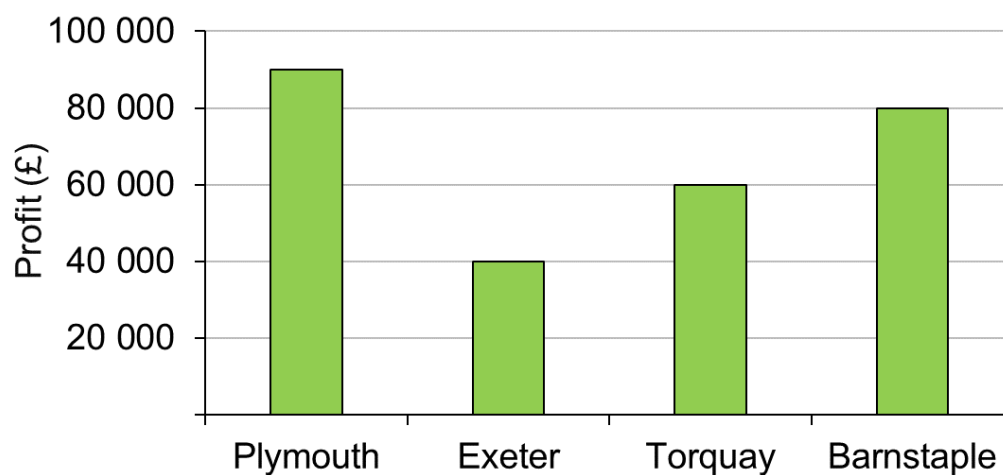
.....

.....





5. A business owns four shops in Devon.



Calculate the percentage (to 2.d.p) of total profit generated by the Plymouth shop.

.....

.....

.....

.....

.....

.....



Answers:

1. 2019
2. $100 - 56.2 - 17.5 - 10.8 - 6.8 = 8.7\%$
3. $(£800\ 000 + £900\ 000 + £400\ 000) \div 3 = £700\ 000$
4. $((£1\ 600\ 000 - £800\ 000) \div £800\ 000) \times 100 = 100\%$
5. $(£90\ 000 \div £270\ 000) \times 100 = 33.33\%$